

FY 2023 BUDGET

STATE OF ILLINOIS COMMUNITY COLLEGE DISTRICT NUMBER 528
COUNTIES OF MCHENRY, BOONE, KANE, AND LAKE

FISCAL YEAR ENDING JUNE 30

MCHENRY COUNTY COLLEGE
COMMUNITY COLLEGE DISTRICT NUMBER 528





FISCAL YEAR 2023 BUDGET

STATE OF ILLINOIS
COMMUNITY COLLEGE DISTRICT NO. 528
McHENRY COUNTY COLLEGE
8900 U.S. HIGHWAY 14
CRYSTAL LAKE, IL 60012

www.mchenry.edu/finance

September 22, 2022

To: Board of Trustees, McHenry County College,
Illinois Community College District #528

From: Clinton E. Gabbard, President

Subject: Fiscal Year 2023 Budget

The Fiscal Year 2023 Budget represents the collective input of the College community for operating the College to the mission of the institution within the presented financial parameters. It also represents the way in which the College budget is tied to the strategic plan.

Fiscal Year 2023 revenue estimates in the operating budget, for the Education and Operations and Maintenance Funds, include conservative estimates for credit hour enrollments, property tax revenue, noncredit training revenue and State of Illinois funding.

The expenditure side of the budget has been subjected to significant scrutiny, especially by the President's Cabinet, to ensure that budgets and staffing levels are representative of institutional needs. Items included in the budget for capital equipment and locally-funded repairs and renovations were thoroughly reviewed and only the highest priority items are included in the proposed budget. Adequate funds have been budgeted in contingencies to allow the College to respond to emergencies and critical emerging needs.

The proposed Fiscal Year 2023 Budget is consistent with the College's mission and vision statements.

With the proposed Fiscal Year 2023 Budget, the College is well-positioned to focus on learning with the goal of ensuring student success.

Sincerely,



Clinton E. Gabbard
President



Tom Allen
Chair

Lakewood
Term ends 2025



Suzanne Hoban
Vice Chair

Woodstock
Term ends 2023



Dale Morton
Secretary

Bull Valley
Term ends 2027



Carlos Arévalo

McHenry
Term ends 2023



Diane Evertsen

Harvard
Term ends 2023



Elizabeth Speros

Crystal Lake
Term ends 2027



Molly Walsh

Crystal Lake
Term ends 2025



Chase Filkins

Student Trustee
Term ends April 2023

Executive Administration

Clint Gabbard

President

Christina Haggerty

Vice President of Marketing,
Communications and Development

Tim Hopkins

Chief Information Officer

Talia Koronkiewicz

Vice President of
Student Affairs

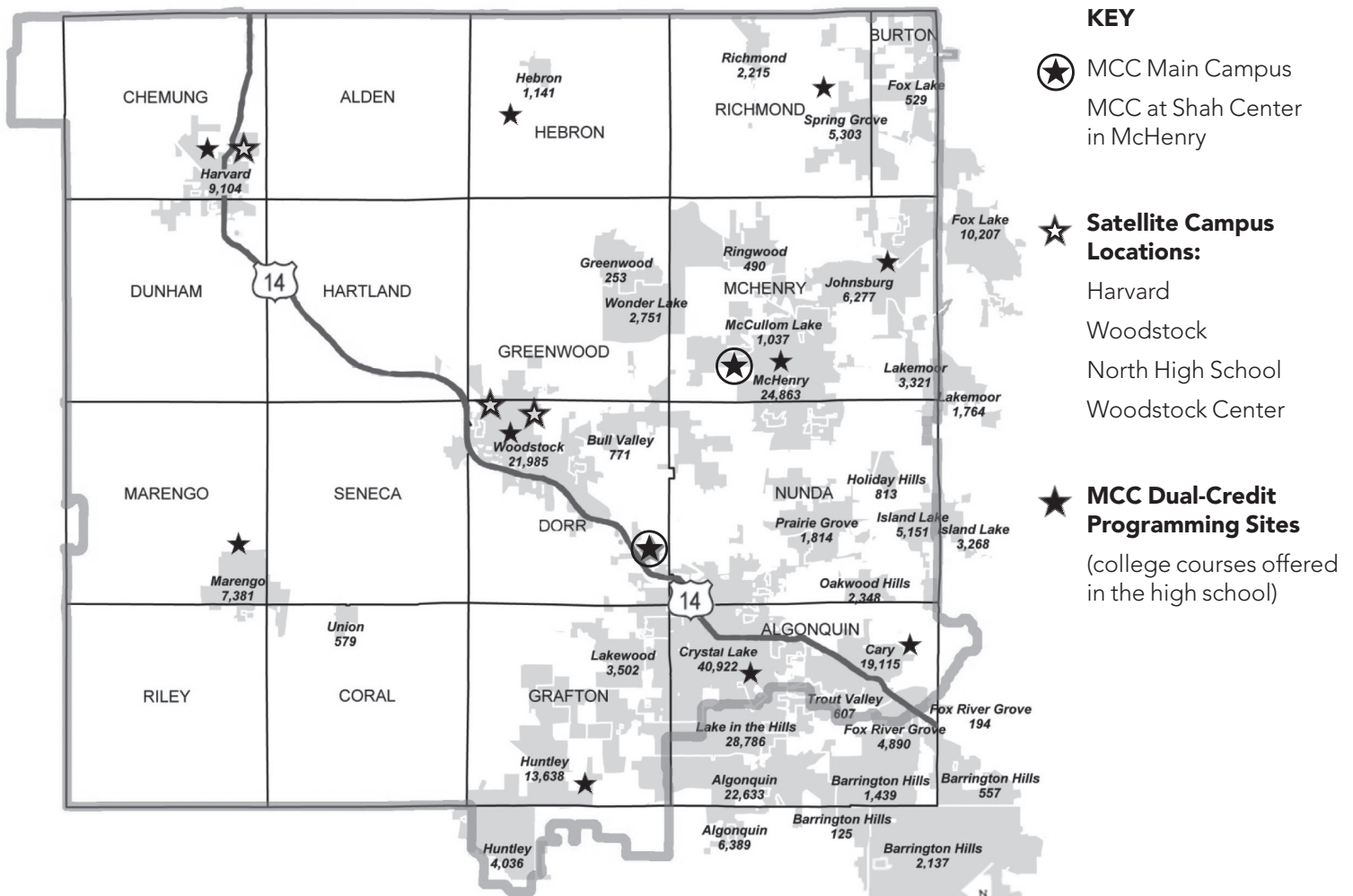
Arlene Santos-George

Vice President of Academic Affairs
and Workforce Development

Robert Tenuta

Chief Financial Officer

McHenry County College Community College District 528 Map



Community College District 528 is one of 39 community college districts in the Illinois Community College System. It incorporates the following rural and suburban municipalities:

- Alden
- Cary
- Crystal Lake
- Fox River Grove
- Harvard
- Hebron
- Huntley
- Johnsburg
- Marengo
- McHenry
- Oakwood Hills
- Richmond
- Ringwood
- Solon Mills
- Spring Grove
- Union
- Wonder Lake
- Woodstock

In addition to these municipalities, some addresses within Algonquin, Barrington, Garden Prairie, Hampshire, Huntley, Island Lake, Lake in the Hills and Lakemoor are also District residents. Lake and Kane County residents are out of district with some exceptions in Cary and Huntley. Visit www.mchenry.edu/residency for details.

Learn About Our MCC Community

OUR MISSION

Our focus is learning. Student success is our goal.

OUR VISION

McHenry County College (MCC) champions learning as essential to our community's well-being. We transform all students we serve by inspiring and equipping them to successfully live and work in the world.

OUR VALUES

INSPIRATION – We strive to be transformative in our interactions with our community and each other, always working to bring out the best in ourselves and others.

CONNECTEDNESS – We strive to achieve a welcoming, inclusive environment for everyone interacting with the College.

DIVERSITY – We strive to be thoughtful, appreciative, and continuously open in learning to respect and celebrate diverse ideas, cultures, ethnicities, and life contexts.

THOUGHTFULNESS – We strive to encourage the development of critical thinking for every person who engages with the College.

COMMUNITY-FOCUSED – We strive to place our services at the epicenter of our community's economic resilience and vitality.

EXCELLENCE – We strive to produce distinctive brilliance in all of our activities and inspire excellence in others.

PASSION – We strive to bring vitality and joy to our efforts.

STEWARDSHIP – We commit to the honest, trustful dealing with all resources given to us including people, gifts, the environment, and revenue.

Learn About Our MCC Community

OUR DISTRICT 528

- Covers 600 square miles
- 97% of the district is in McHenry County
- Includes small parts of Boone, Kane and Lake Counties
- Serves nine public high school districts, one private high school and multiple home schools

OUR STUDENTS

- 23% full-time students
- 56% female
- Median age is 19

OUR CREDIT ENROLLMENT

Spring 2022

- 8,768 credit students (headcount)
- 60,805 credit hours

Fall 2022

- 8,874 credit students (headcount)
- 63,847 credit hours

OUR EMPLOYEES

- Approximately 700 full- and part-time
- Over 93% of our faculty hold a master's or doctorate degree; 74% of adjunct faculty hold a master's or doctorate degree
- Over 82% of our administration hold a master's or doctorate degree

OUR PROGRAMS

- Transfer programs—seven associate's degrees and over 58 certificate programs
- Occupational programs
- Workforce and economic development
- Community and professional education
- Adult and developmental education
- Facility and event rental
- Community outreach
- Lecture, Blended, and Online learning opportunities
- Center for Agrarian Learning
- Internships and apprenticeships
- Career Services center
- Student collaboration spaces

Regular Board meetings are held monthly onsite—all are welcome to attend. If you cannot attend, watch meetings live at www.mchenry.edu/board.

Questions/comments for the Board of Trustees? Email mcctrustees@mchenry.edu.

Table of Contents

Combined Summary of All Funds	1
Operating Funds & Operating Fund Balance Reserve	
Operating Funds Summary by Object Group	7
Operating Funds Chart.....	8
Fund Reserve Calculation (B) Under Board Policy 2.1.5.1	9
Budget Summary by Fund and Object Group	11-100
Capital Budgets Report	
Capital Items.....	101-112
FY2023 Budget (ICCB State Format)	
Final Fiscal Year 2023 Budget	113-144
Cash Flow Budget	
Cash Flow Budget.....	145-148
Historical & Statistical Information	
Historical and Statistical Information	149-164
Departmental Budget Listing & Income Statement Account Listing	
Departmental Budget and Related Information.....	165-186
FY2023 vs FY2022 Comparative Budget Detail by Department	
FY2023 vs FY2022 Comparative Budget Detail	187-350
Addendum	
FY 2023 Budget Changes Tentative to Final.....	351-358
Glossary	
Glossary.....	359-374
Signature Pages	
Signature Pages	375-379

This page left blank intentionally

Combined All Funds

This page left blank intentionally

FY23 Combined Budget Summary of All Funds

<i>Object Group</i>	YTD Thru: 6/30/2022	<i>FY22 YTD</i>	<i>FY22 Budget</i>	<i>FY23 Budget</i>	<i>Change</i>
Beginning Fund Balance		\$74,469,295	\$74,469,295	\$77,675,270	
Revenue					
Local Government		\$29,674,423	\$29,002,502	\$29,739,823	2.5%
State Government		\$5,418,674	\$23,345,332	\$25,588,330	9.6%
Federal Government		\$14,187,093	\$19,831,423	\$8,977,695	-54.7%
Student Tuition and Fees		\$15,268,605	\$14,968,405	\$14,968,405	0.0%
Sales and Service Fees		\$2,772,024	\$3,025,250	\$3,220,500	6.5%
Facilities Revenue		\$42,187	\$48,966	\$53,966	10.2%
Investment Revenue		(\$796,603)	\$660,833	\$337,315	-49.0%
Non Governmental Gifts		\$527,330	\$2,774,500	\$2,711,000	-2.3%
Other Sources		\$5,960,037	\$34,808,779	\$36,114,348	3.8%
Sum of all Revenue		\$73,053,770	\$128,465,990	\$121,711,382	-5.3%
Expense					
Salaries		\$29,875,384	\$31,818,381	\$31,427,376	-1.2%
Employee Benefits		\$9,690,446	\$36,360,241	\$36,835,781	1.3%
Contractual Services		\$6,172,552	\$5,053,129	\$5,658,761	12.0%
Supplies		\$5,988,565	\$9,902,682	\$4,719,532	-52.3%
Travel		\$409,972	\$433,603	\$526,670	21.5%
Fixed Charges		\$619,002	\$2,327,837	\$2,340,171	0.5%
Utilities		\$1,087,083	\$1,213,585	\$1,221,758	0.7%
Capital Outlay		\$4,031,952	\$30,829,810	\$34,888,364	13.2%
Other		\$11,972,837	\$17,684,462	\$13,449,120	-23.9%
Sum of all Expense		\$69,847,794	\$135,623,729	\$131,067,533	-3.4%
Contingency					
Contingency		\$0	\$150,000	\$100,000	-33.3%
Sum of all Contingency		\$0	\$150,000	\$100,000	-33.3%
Net Transfer					
Interfund Transfer Out		\$2,500,000	\$1,000,000	\$1,530,279	53.0%
Interfund Transfer In		\$2,500,000	\$1,000,000	\$1,530,279	53.0%
Sum of all Net Transfers		\$0	\$0	\$0	N/A
Surplus/(Deficit)		\$3,205,975	(\$7,307,739)	(\$9,456,151)	29.4%
Estimated Ending Fund Balance		\$77,675,270	\$67,161,556	\$68,219,119	1.6%

Grand Total All Funds Combined

\$3,205,975

(\$7,307,739)

(\$9,456,151)

29.4%

This page left blank intentionally

Operating Funds & Operating Fund Balance Reserve

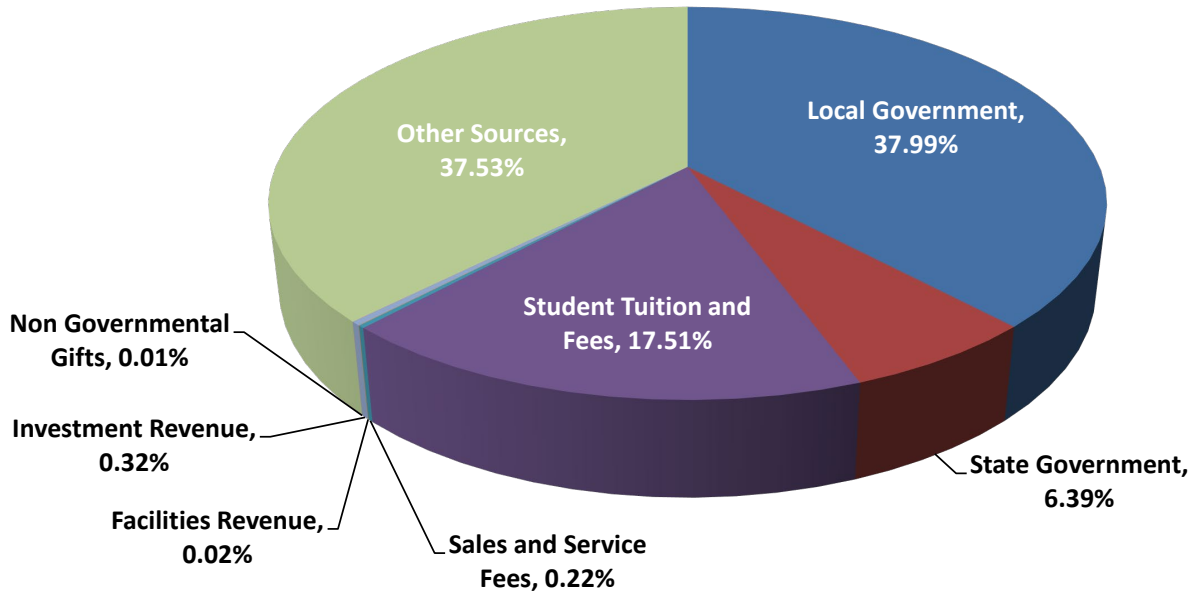
This page left blank intentionally

FY23 Operating Funds (01 and 02) Summary By Object

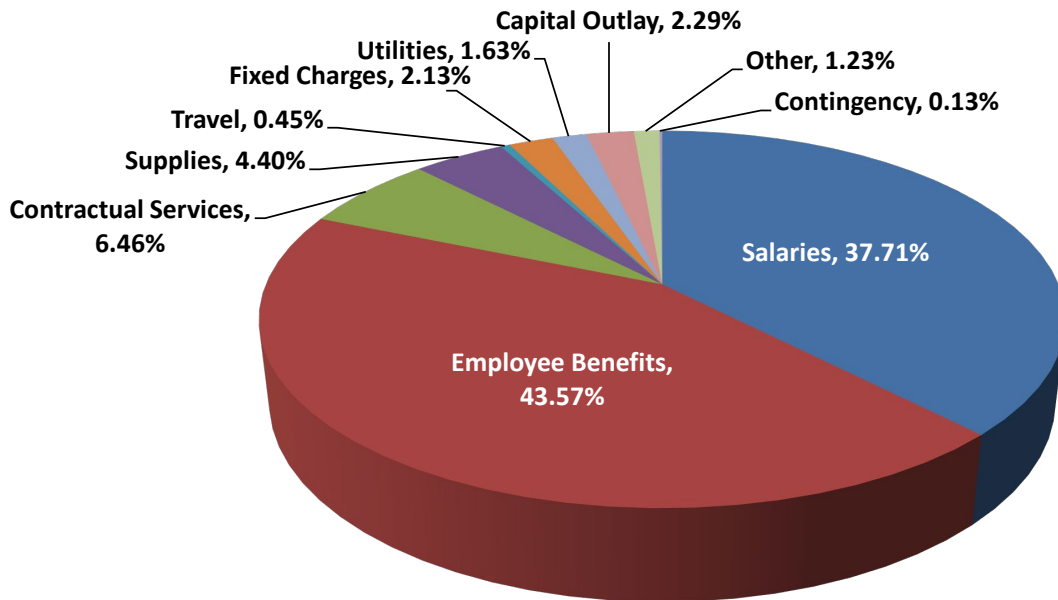
Object Group	YTD Thru: 6/30/2022	FY22 YTD	FY22 Budget	%YTD	FY23 Budget	Change
Beginning Fund Balance		\$32,311,033	\$32,311,033		\$30,967,975	
Revenue						
Local Government		\$28,893,256	\$28,225,058	102.4%	\$28,962,379	\$737,321
State Government		\$4,344,975	\$4,056,435	107.1%	\$4,872,056	\$815,621
Federal Government		\$1,328	\$0	#Div/0!		
Student Tuition and Fees		\$13,635,939	\$13,350,427	102.1%	\$13,350,427	\$0
Sales and Service Fees		\$80,841	\$52,750	153.3%	\$164,000	\$111,250
Facilities Revenue		\$18,072	\$18,966	95.3%	\$18,966	\$0
Investment Revenue		(\$409,053)	\$510,184	-80.2%	\$243,071	(\$267,113)
Non Governmental Gifts		\$23,945	\$11,000	217.7%	\$11,000	\$0
Other Sources		\$5,766,169	\$27,678,871	20.8%	\$28,606,848	\$927,977
Sum of all Revenue		\$52,355,473	\$73,903,691	70.8%	\$76,228,747	\$2,325,056
Expense						
Salaries		\$26,732,204	\$28,197,974	94.8%	\$28,169,535	(\$28,439)
Employee Benefits		\$9,378,703	\$32,120,751	29.2%	\$32,549,507	\$428,756
Contractual Services		\$4,664,180	\$4,142,528	112.6%	\$4,822,764	\$680,236
Supplies		\$3,521,136	\$3,172,544	111.0%	\$3,285,369	\$112,825
Travel		\$263,199	\$274,901	95.7%	\$333,032	\$58,131
Fixed Charges		\$1,696,278	\$1,616,557	104.9%	\$1,591,347	(\$25,210)
Utilities		\$1,049,173	\$1,212,502	86.5%	\$1,220,675	\$8,173
Capital Outlay		\$2,354,011	\$2,770,250	85.0%	\$1,709,739	(\$1,060,511)
Other		\$1,539,645	\$907,807	169.6%	\$916,500	\$8,693
Sum of all Expense		\$51,198,530	\$74,415,814	68.8%	\$74,598,468	\$182,654
Contingency						
Contingency		\$0	\$150,000	0.0%	\$100,000	(\$50,000)
Sum of all Contingency		\$0	\$150,000	0.0%	\$100,000	(\$50,000)
Net Transfer						
Interfund Transfer Out		\$2,500,000	\$1,000,000	250.0%	\$1,530,279	\$530,279
Sum of all Net Transfers		\$2,500,000	\$1,000,000	250.0%	\$1,530,279	\$530,279
Surplus/(Deficit)		(\$1,343,058)	(\$1,662,123)		\$0	
Estimated Ending Fund Balance		\$30,967,975	\$30,648,910		\$30,967,975	
33% of Total Fund Expenses		\$17,066,006	\$24,805,023		\$24,865,907	
Total of Op Funds (01 & 02)		(\$1,343,058)	(\$1,662,123)		\$0	

**Combined Budget for Operating Funds
Education Fund 01 and Operations Maintenance Fund 02**

FY23 Budgeted Operating Revenue By Source



FY23 Budgeted Operating Expenditure By Group



Board Policy 2.1.5.1 Operating Fund Balance
Reserve Requirement Calculation (b.)

FY23 Final Budget	OPERATING EXPENSE BUDGETED		
	Fund 01	Fund 02	Combined
FY23 Total Operating Funds Expenditures	69,939,039	6,289,708	76,228,747
Less: Budgeted SURS Pass-Thru 01-8060-501016-5299900-50	(22,500,000)	-	(22,500,000)
Less: Contingency	(100,000)	-	(100,000)
Less: Net Transfers	-	-	-
Net Annual Operating Funds Expenditures	47,339,039	6,289,708	53,628,747
4 Months Minimum Reserve	33.33%	15,779,680	2,096,569
8 Months Maximum Reserve	66.67%	31,559,359	4,193,139

Calculated Final Budget Reserve Method 1: Contingency is not utilized	BUDGETED ENDING FUND BALANCE		
	Fund 01	Fund 02	Combined
FY23 Budgeted Ending Balance	25,188,538	5,779,437	30,967,975
Adjustments Add: Contingency (assumed not used)	100,000	-	100,000
Ending Budgeted Fund Balance Reserve	25,288,538	5,779,437	31,067,975
			6.95

4 Month Over/(Under) Ending Balance Minimum			13,191,726
8 Month Over/(Under) Ending Balance Maximum			(4,684,523)

Method 2: Contingency fully utilized	BUDGETED ENDING FUND BALANCE		
	Fund 01	Fund 02	Combined
Calculated Final Budget Reserve Budgeted Ending Balance	25,188,538	5,779,437	30,967,975
Adjustments Add: Contingency (assumed used)	-	-	-
FY23 Budgeted Ending Balance	25,188,538	5,779,437	30,967,975
			6.92

4 Month Over/(Under) Ending Balance Minimum			13,091,726
8 Month Over/(Under) Ending Balance Maximum			(4,784,523)

Budget is in compliance with Board Policy 2.1.5.1. b). under either method displayed.

A second calculation of compliance from the CAFR at year end will be used to determine actual compliance per Board Policy 2.1.5.1. a).

Operating Cash Ratio (method 1)	57.93%
Operating Cash Ratio (method 2)	57.75%

This page left blank intentionally

Budgets By Fund

This page left blank intentionally

FY23 Budget Summary By Fund & Object Group

<i>Fund Code & Name</i>	YTD Thru: 6/30/2022	<i>FY22 YTD</i>	<i>FY22 Budget</i>	<i>FY23 Budget</i>	<i>Change</i>
01 Education					
Beginning Fund Balance		\$24,117,766	\$24,117,766	\$25,188,538	4.4%
Local Governmental Sources		\$26,142,286	\$25,744,854	\$26,216,305	1.8%
State Governmental Sources		\$3,437,129	\$3,194,451	\$3,998,885	25.2%
Federal Governmental Sources		\$1,328	\$0		
Student Tuition & Fees		\$12,023,322	\$11,756,625	\$11,796,580	0.3%
Sales & Service Fees		\$80,841	\$52,750	\$164,000	210.9%
Facilities Revenue		\$18,072	\$18,966	\$18,966	0.0%
Investment Revenue		(\$386,702)	\$399,373	\$232,447	-41.8%
Nongovernmental Gifts		\$23,945	\$11,000	\$11,000	0.0%
Other Revenue		\$5,719,274	\$27,647,871	\$28,570,848	3.3%
Total Education Fund Revenue		\$47,059,494	\$68,825,890	\$71,009,031	3.2%
Salaries		\$26,173,683	\$27,602,359	\$27,526,674	-0.3%
Employee Benefits		\$9,275,674	\$31,977,816	\$32,399,884	1.3%
Contractual Services		\$3,230,714	\$2,433,683	\$2,842,135	16.8%
Supplies		\$2,548,385	\$2,317,609	\$2,600,434	12.2%
Travel		\$246,276	\$255,241	\$309,372	21.2%
Fixed Charges		\$1,661,300	\$1,571,057	\$1,539,347	-2.0%
Utilities		\$215,354	\$274,502	\$257,675	-6.1%
Capital Outlay		\$97,690	\$411,250	\$916,739	122.9%
Other		\$1,539,645	\$907,807	\$916,500	1.0%
Total Education Fund Expense		\$44,988,722	\$67,751,324	\$69,308,760	2.3%
Contingency		\$0	\$150,000	\$100,000	-33.3%
Total Education Fund Contingency		\$0	\$150,000	\$100,000	-33.3%
				\$0	N/A
Interfund Transfer Out		\$1,000,000	\$0	\$530,279	#Div/0!
Total Education Fund Transfers		\$1,000,000	\$0	\$530,279	#Div/0!
Education Surplus/(Deficit)		\$1,070,772	\$924,566	\$1,069,992	15.7%
Estimated Ending Fund Balance		\$25,188,538	\$25,042,332	\$26,258,530	4.9%
33% of Total Education Fund Expenses		\$14,996,241	\$22,583,775	\$23,102,920	2.3%

FY23 Budget Summary By Fund & Object Group

<i>Fund Code & Name</i>	YTD Thru: 6/30/2022	<i>FY22 YTD</i>	<i>FY22 Budget</i>	<i>FY23 Budget</i>	<i>Change</i>
02 Operations and Maintenance					
Beginning Fund Balance		\$8,193,267	\$8,193,267	\$5,779,437	-29.5%
Local Governmental Sources		\$2,750,971	\$2,480,204	\$2,746,074	10.7%
State Governmental Sources		\$907,847	\$861,984	\$873,171	1.3%
Student Tuition & Fees		\$1,612,618	\$1,593,802	\$1,553,847	-2.5%
Investment Revenue		(\$22,351)	\$110,811	\$10,624	-90.4%
Other Revenue		\$46,895	\$31,000	\$36,000	16.1%
Total Operations and Maintenance Fund Revenue		\$5,295,979	\$5,077,801	\$5,219,716	2.8%
Salaries		\$558,521	\$595,615	\$642,861	7.9%
Employee Benefits		\$103,029	\$142,935	\$149,623	4.7%
Contractual Services		\$1,433,466	\$1,708,845	\$1,980,629	15.9%
Supplies		\$972,751	\$854,935	\$684,935	-19.9%
Travel		\$16,924	\$19,660	\$23,660	20.3%
Fixed Charges		\$34,978	\$45,500	\$52,000	14.3%
Utilities		\$833,819	\$938,000	\$963,000	2.7%
Capital Outlay		\$2,256,321	\$2,359,000	\$793,000	-66.4%
Total Operations and Maintenance Fund Expense		\$6,209,808	\$6,664,490	\$5,289,708	-20.6%
				\$0	N/A
Interfund Transfer Out		\$1,500,000	\$1,000,000	\$1,000,000	0.0%
Total Operations and Maintenance Fund Transfers		\$1,500,000	\$1,000,000	\$1,000,000	0.0%
Operations and Maintenance Surplus/(Deficit)		(\$2,413,830)	(\$2,586,689)	(\$1,069,992)	-58.6%
Estimated Ending Fund Balance		\$5,779,437	\$5,606,578	\$4,709,445	-16.0%
33% of Total Operations and Maintenance Fund Expenses		\$2,069,936	\$2,221,497	\$1,763,236	-20.6%

FY23 Budget Summary By Fund & Object Group

<i>Fund Code & Name</i>	YTD Thru: 6/30/2022	<i>FY22 YTD</i>	<i>FY22 Budget</i>	<i>FY23 Budget</i>	<i>Change</i>
03 Operations and Maintenance Restricted					
Beginning Fund Balance		\$5,654,508	\$5,654,508	\$7,914,875	40.0%
State Governmental Sources		\$0	\$18,129,625	\$19,658,987	8.4%
Student Tuition & Fees		\$79,182	\$79,412	\$79,133	-0.4%
Investment Revenue		(\$303,513)	\$89,730	\$57,630	-35.8%
Nongovernmental Gifts		\$100,000	\$2,500,000	\$2,500,000	0.0%
Other Revenue		\$946,191	\$1,000,000	\$1,000,000	0.0%
Total Operations and Maintenance Restricted Fund Revenue		\$821,860	\$21,798,767	\$23,295,750	6.9%
Contractual Services		\$77,392	\$105,000	\$105,000	0.0%
Utilities		\$37,910	\$0		
Capital Outlay		\$946,191	\$26,597,060	\$32,405,625	21.8%
Total Operations and Maintenance Restricted Fund Expense		\$1,061,493	\$26,702,060	\$32,510,625	21.8%
				\$0	N/A
Interfund Transfer In		\$2,500,000	\$1,000,000	\$1,300,000	30.0%
Total Operations and Maintenance Restricted Fund Transfers		(\$2,500,000)	(\$1,000,000)	(\$1,300,000)	30.0%
Operations and Maintenance Restricted Surplus/(Deficit)		\$2,260,367	(\$3,903,293)	(\$7,914,875)	102.8%
Estimated Ending Fund Balance		\$7,914,875	\$1,751,215	\$0	N/A

FY23 Budget Summary By Fund & Object Group

<i>Fund Code & Name</i>	YTD Thru: 6/30/2022	<i>FY22 YTD</i>	<i>FY22 Budget</i>	<i>FY23 Budget</i>	<i>Change</i>
04	Bond and Interest				
Beginning Fund Balance		\$221,886	\$221,886	\$334,743	50.9%
Student Tuition & Fees		\$739,057	\$741,180	\$738,579	-0.4%
Total Bond and Interest Fund Revenue		\$739,057	\$741,180	\$738,579	-0.4%
Fixed Charges		\$626,200	\$626,200	\$622,800	-0.5%
Total Bond and Interest Fund Expense		\$626,200	\$626,200	\$622,800	-0.5%
Bond and Interest Surplus/(Deficit)		\$112,857	\$114,980	\$115,779	0.7%
Estimated Ending Fund Balance		\$334,743	\$336,866	\$450,522	33.7%

FY23 Budget Summary By Fund & Object Group

<i>Fund Code & Name</i>	YTD Thru: 6/30/2022	<i>FY22 YTD</i>	<i>FY22 Budget</i>	<i>FY23 Budget</i>	<i>Change</i>
05	Auxiliary				
Beginning Fund Balance		\$522,810	\$522,810	\$167,460	-68.0%
Student Tuition & Fees		\$814,426	\$797,386	\$800,266	0.4%
Sales & Service Fees		\$2,691,183	\$2,972,500	\$3,056,500	2.8%
Facilities Revenue		\$24,114	\$30,000	\$35,000	16.7%
Investment Revenue		\$168	\$0		
Nongovernmental Gifts		\$2,855	\$0	\$0	N/A
Other Revenue		\$0	\$7,500	\$7,500	0.0%
Total Auxiliary Fund Revenue		\$3,532,746	\$3,807,386	\$3,899,266	2.4%
Salaries		\$1,778,702	\$2,076,383	\$2,033,362	-2.1%
Employee Benefits		\$296,128	\$356,340	\$453,295	27.2%
Contractual Services		\$528,295	\$387,900	\$414,750	6.9%
Supplies		\$1,164,838	\$1,290,800	\$1,287,650	-0.2%
Travel		\$57,281	\$63,100	\$84,700	34.2%
Fixed Charges		\$10,836	\$20,000	\$22,040	10.2%
Capital Outlay		\$43,919	\$0	\$8,000	#Div/0!
Other		\$8,097	\$10,600	\$11,000	3.8%
Total Auxiliary Fund Expense		\$3,888,096	\$4,205,123	\$4,314,797	2.6%
				\$0	N/A
Interfund Transfer In				\$230,279	
Total Auxiliary Fund Transfers				(\$230,279)	
Auxiliary Surplus/(Deficit)		(\$355,350)	(\$397,737)	(\$185,252)	-53.4%
Estimated Ending Fund Balance		\$167,460	\$125,073	(\$17,792)	-114.2%

FY23 Budget Summary By Fund & Object Group

<i>Fund Code & Name</i>	YTD Thru: 6/30/2022	<i>FY22 YTD</i>	<i>FY22 Budget</i>	<i>FY23 Budget</i>	<i>Change</i>
06	Restricted Purposes				
Beginning Fund Balance		(\$4,525)	(\$4,525)	(\$11,346)	150.7%
Local Governmental Sources		\$4,240	\$0		
State Governmental Sources		\$1,073,698	\$1,159,272	\$1,057,287	-8.8%
Federal Governmental Sources		\$14,185,765	\$19,831,423	\$8,977,695	-54.7%
Nongovernmental Gifts		\$213,473	\$263,500	\$200,000	-24.1%
Other Revenue		\$0	\$4,622,408	\$5,000,000	8.2%
Total Restricted Purposes Fund Revenue		\$15,477,177	\$25,876,603	\$15,234,982	-41.1%
Salaries		\$1,364,478	\$1,544,024	\$1,224,479	-20.7%
Employee Benefits		\$218,551	\$235,221	\$233,022	-0.9%
Contractual Services		\$842,049	\$332,701	\$234,247	-29.6%
Supplies		\$1,302,591	\$5,439,338	\$146,513	-97.3%
Travel		\$89,493	\$95,602	\$108,938	13.9%
Fixed Charges		\$0	\$80	\$80	0.0%
Utilities		\$0	\$1,083	\$1,083	0.0%
Capital Outlay		\$1,475,522	\$1,462,500	\$765,000	-47.7%
Other		\$10,191,314	\$16,766,055	\$12,521,620	-25.3%
Total Restricted Purposes Fund Expense		\$15,483,997	\$25,876,603	\$15,234,982	-41.1%
				\$0	N/A
Total Restricted Purposes Fund Transfers				\$0	N/A
Restricted Purposes Surplus/(Deficit)		(\$6,821)	\$0	\$0	N/A
Estimated Ending Fund Balance		(\$11,346)	(\$4,525)	(\$11,346)	150.7%

FY23 Budget Summary By Fund & Object Group

<i>Fund Code & Name</i>	YTD Thru: 6/30/2022	<i>FY22 YTD</i>	<i>FY22 Budget</i>	<i>FY23 Budget</i>	<i>Change</i>
07	Working Cash				
Beginning Fund Balance		\$3,056,600	\$3,056,600	\$3,010,717	-1.5%
Investment Revenue		(\$45,883)	\$50,432	\$30,289	-39.9%
Total Working Cash Fund Revenue		(\$45,883)	\$50,432	\$30,289	-39.9%
Working Cash Surplus/(Deficit)		(\$45,883)	\$50,432	\$30,289	-39.9%
Estimated Ending Fund Balance		\$3,010,717	\$3,107,032	\$3,041,006	-2.1%

FY23 Budget Summary By Fund & Object Group

<i>Fund Code & Name</i>	YTD Thru: 6/30/2022	<i>FY22 YTD</i>	<i>FY22 Budget</i>	<i>FY23 Budget</i>	<i>Change</i>
08	General Fixed Asset				
Beginning Fund Balance		\$70,248,226	\$70,248,226	\$71,599,678	1.9%
Nongovernmental Gifts		\$30,000	\$0		
Other Revenue		\$533,761	\$0		
Total General Fixed Asset Fund Revenue		\$563,761	\$0		
Capital Outlay		(\$787,691)	\$0	\$0	N/A
Total General Fixed Asset Fund Expense		(\$787,691)	\$0	\$0	N/A
				\$0	N/A
Total General Fixed Asset Fund Transfers				\$0	N/A
General Fixed Asset Surplus/(Deficit)		\$1,351,452	\$0	\$0	N/A
Estimated Ending Fund Balance		\$71,599,678	\$70,248,226	\$71,599,678	1.9%

FY23 Budget Summary By Fund & Object Group

<i>Fund Code & Name</i>	YTD Thru: 6/30/2022	<i>FY22 YTD</i>	<i>FY22 Budget</i>	<i>FY23 Budget</i>	<i>Change</i>
09	General Long-Term Debt				
Beginning Fund Balance		(\$10,700,905)	(\$10,700,905)	(\$9,901,874)	-7.5%
Other Revenue		(\$946,191)	\$0		
Total General Long-Term Debt Fund Revenue		(\$946,191)	\$0		
Employee Benefits		\$47,099	\$0		
Fixed Charges		(\$1,792,321)	\$0	\$0	N/A
Total General Long-Term Debt Fund Expense		(\$1,745,221)	\$0	\$0	N/A
				\$0	N/A
Total General Long-Term Debt Fund Transfers				\$0	N/A
General Long-Term Debt Surplus/(Deficit)		\$799,031	\$0	\$0	N/A
Estimated Ending Fund Balance		(\$9,901,874)	(\$10,700,905)	(\$9,901,874)	-7.5%

FY23 Budget Summary By Fund & Object Group

<i>Fund Code & Name</i>	YTD Thru: 6/30/2022	<i>FY22 YTD</i>	<i>FY22 Budget</i>	<i>FY23 Budget</i>	<i>Change</i>
10	Trust & Agency				
Beginning Fund Balance		\$410,950	\$410,950	\$403,874	-1.7%
Nongovernmental Gifts		\$157,057	\$0	\$0	N/A
Other Revenue		\$69,646	\$0	\$0	N/A
Total Trust & Agency Fund Revenue		\$226,703	\$0	\$0	N/A
Other		\$233,780	\$0	\$0	N/A
Total Trust & Agency Fund Expense		\$233,780	\$0	\$0	N/A
				\$0	N/A
Total Trust & Agency Fund Transfers				\$0	N/A
Trust & Agency Surplus/(Deficit)		(\$7,076)	\$0	\$0	N/A
Estimated Ending Fund Balance		\$403,874	\$410,950	\$403,874	-1.7%

FY23 Budget Summary By Fund & Object Group

<i>Fund Code & Name</i>	YTD Thru: 6/30/2022	<i>FY22 YTD</i>	<i>FY22 Budget</i>	<i>FY23 Budget</i>	<i>Change</i>
11	Audit				
Beginning Fund Balance		\$58,348	\$58,348	\$72,685	24.6%
Local Governmental Sources		\$74,974	\$75,000	\$75,000	0.0%
Total Audit Fund Revenue		\$74,974	\$75,000	\$75,000	0.0%
Contractual Services		\$60,637	\$85,000	\$82,000	-3.5%
Total Audit Fund Expense		\$60,637	\$85,000	\$82,000	-3.5%
Audit Surplus/(Deficit)		\$14,337	(\$10,000)	(\$7,000)	-30.0%
Estimated Ending Fund Balance		\$72,685	\$48,348	\$65,685	35.9%

FY23 Budget Summary By Fund & Object Group

<i>Fund Code & Name</i>	YTD Thru: 6/30/2022	<i>FY22 YTD</i>	<i>FY22 Budget</i>	<i>FY23 Budget</i>	<i>Change</i>
12	Liability, Protection & Settlement				
Beginning Fund Balance		\$618,749	\$618,749	\$635,329	2.7%
Local Governmental Sources		\$701,953	\$702,444	\$702,444	0.0%
Investment Revenue		(\$38,322)	\$10,487	\$6,325	-39.7%
Total Liability, Protection & Settlement Fund Revenue		\$663,631	\$712,931	\$708,769	-0.6%
Employee Benefits		\$569,043	\$647,931	\$599,959	-7.4%
Contractual Services		\$0	\$0	\$0	N/A
Supplies		\$0	\$0	\$0	N/A
Fixed Charges		\$78,009	\$65,000	\$103,904	59.9%
Total Liability, Protection & Settlement Fund Expense		\$647,052	\$712,931	\$703,863	-1.3%
				\$0	N/A
Total Liability, Protection & Settlement Fund Transfers				\$0	N/A
Liability, Protection & Settlement Surplus/(Deficit)		\$16,580	\$0	\$4,906	#Div/0!
Estimated Ending Fund Balance		\$635,329	\$618,749	\$640,235	3.5%

FY23 Budget Summary By Fund & Object Group

<i>Fund Code & Name</i>	YTD Thru: 6/30/2022	<i>FY22 YTD</i>	<i>FY22 Budget</i>	<i>FY23 Budget</i>	<i>Change</i>
13 Building Bond Proceeds					
Beginning Fund Balance		\$0	\$0		\$0 N/A
Total Building Bond Proceeds Fund Transfers					\$0 N/A
Building Bond Proceeds Surplus/(Deficit)					\$0 N/A
Estimated Ending Fund Balance					

FY23 Budget Summary By Fund & Object Group

<i>Fund Code & Name</i>	YTD Thru: 6/30/2022	<i>FY22 YTD</i>	<i>FY22 Budget</i>	<i>FY23 Budget</i>	<i>Change</i>
14	Public Building Commission Rental				
	Beginning Fund Balance	\$0	\$0		
				\$0	N/A
	Total Public Building Commission Rental Fund Transfers			\$0	N/A
	Public Building Commission Rental Surplus/(Deficit)			\$0	N/A
	Estimated Ending Fund Balance				

FY23 Budget Summary By Fund & Object Group

<i>Fund Code & Name</i>	YTD Thru: 6/30/2022	<i>FY22 YTD</i>	<i>FY22 Budget</i>	<i>FY23 Budget</i>	<i>Change</i>
15	Public Building Commission Operation & Maintenance				
Beginning Fund Balance		\$0	\$0		
				\$0	N/A
Total Public Building Commission Operation & Maintenance Fund Transfers				\$0	N/A
				\$0	N/A
Public Building Commission Operation & Maintenance Surplus					
Estimated Ending Fund Balance					

FY23 Budget Summary By Fund & Object Group

<i>Fund Code & Name</i>	YTD Thru: 6/30/2022	<i>FY22 YTD</i>	<i>FY22 Budget</i>	<i>FY23 Budget</i>	<i>Change</i>
17	OPEB Liability				
Beginning Fund Balance		(\$27,928,385)	(\$27,928,385)	(\$27,518,846)	-1.5%
Other Revenue		(\$409,539)	\$1,500,000	\$1,500,000	0.0%
Total OPEB Liability Fund Revenue		(\$409,539)	\$1,500,000	\$1,500,000	0.0%
Employee Benefits		(\$819,078)	\$2,999,998	\$2,999,998	0.0%
Total OPEB Liability Fund Expense		(\$819,078)	\$2,999,998	\$2,999,998	0.0%
OPEB Liability Surplus/(Deficit)		\$409,539	(\$1,499,998)	(\$1,499,998)	0.0%
Estimated Ending Fund Balance		(\$27,518,846)	(\$29,428,383)	(\$29,018,844)	-1.4%

FY23 Budget Summary By Fund & Object Group

<i>Fund Code & Name</i>	YTD Thru: 6/30/2022	<i>FY22 YTD</i>	<i>FY22 Budget</i>	<i>FY23 Budget</i>	<i>Change</i>
<i>Grand Total All Funds Combined</i>		\$3,205,975	(\$7,307,739)	(\$9,456,151)	29.4%

This page left blank intentionally

Budgets By Fund and Object

This page left blank intentionally

McHenry County College
Budget By Fund And Object
Fiscal Year 2023

Fd-Prog-Depart-Object	Description	Budget	Sub Total
EDUCATION FUND			
Local Government			
01-0000-000000-410100105	REAL ESTATE TAXES	-25,564,854	
01-0000-000000-410350000	CPPRT	-651,451	
TOTAL LOCAL GOVERNMENT			-26,216,305
State Government			
01-0000-000000-420100005	ICCB IVG/ING SHORTFALL GRANT	-107,614	
01-0000-000000-420100100	BASE OPERATING GRANTS	-3,492,687	
01-0000-000000-420100200	EQUALIZATION GRANT	-50,000	
01-0000-000000-420309905	AVTE/CTE GENERAL REVENUE	-348,584	
TOTAL STATE GOVERNMENT			-3,998,885
Federal Government			
01-0000-000000-439999999			
TOTAL FEDERAL GOVERNMENT			
Student Tuition and Fees			
01-0000-000000-440900010	PROFICIENCY EXAM	-450	
01-0000-000000-440900015	CLEP TESTING	-1,825	
01-0000-000000-440900020	GED TESTING	-1,500	
01-0000-000000-440900025	MAKE UP TESTING FEES	-100	
01-0000-000000-440900030	PLACEMENT EXAM FEE	-100	
01-0000-000000-440900005	TRANSCRIPT FEES	-40,000	
01-0000-000000-442005000	MISC. FEES	-550,000	
01-0000-000000-440900040	OTHER TESTING FEES	-100	
01-0000-000000-440900045	TESTING CTR SERV FEE	-100	
01-0000-000000-440200020	NURSING FEES	-2,000	
01-0000-000000-440200015	GRADUATION FEES	-300	
01-0000-000000-440200010	REGISTRATION FEES	-110,000	
01-0000-000000-440200006	COURSE FEES	-728,732	
01-0000-000000-440100400	TUITION-INTERNATIONAL STUDENTS	-13,260	
01-0000-000000-440100300	TUITION-OUT OF STATE	-19,652	
01-0000-000000-440100200	TUITION-OUT OF DISTRICT	-143,704	
01-0000-000000-440900050	WORK KEYS TESTING FEES	-100	
01-0000-000000-440100100	TUITION-IN DISTRICT	-9,216,063	
01-0000-000000-440200025	TECHNOLOGY FEE	-968,594	
TOTAL STUDENT TUITION AND FEES			-11,796,580

Fd-Prog-Dept-Object	Description	Budget	Sub Total
Sales and Service Fees			
01-0000-102010-450900100	CULINARY & OTHER MISC.	0	
01-0000-102011-450900100	CULINARY & OTHER MISC.	0	
01-0000-101052-450900050	FLORAL SHOP LAB SALES	0	
01-0000-000000-450400050	FITNESS CENTER REVENUE	-10,000	
01-0000-000000-450400032	KIDS & COLLEGE TUITION	-150,000	
01-0000-102011-450900101	BAKERY FOOD SALES	0	
01-0000-101052-450900045	GREENHOUSE LAB SALES	-4,000	
TOTAL SALES AND SERVICE FEES			-164,000
Facilities Revenue			
01-0000-000000-460900005	MISC RENTAL	-18,966	
TOTAL FACILITIES REVENUE			-18,966
Investment Revenue			
01-0000-000000-470900005	INTEREST ON INVESTMENTS	-10,000	
01-0000-000000-470900006	CHANGE IN FAIR VALUE OF INVEST	-243,218	
01-0000-000000-470900007	INVESTMENT TRANSACTION FEES	20,771	
TOTAL INVESTMENT REVENUE			-232,447
Non Governmental Gifts			
01-0000-000000-480900005	DONATIONS	-1,000	
01-0000-000000-480900025	FOUNDATION CONTRIBUTIONS	-10,000	
TOTAL NON GOVERNMENTAL GIFTS			-11,000
Other Sources			
01-0000-000000-490900045	COBRA HEALTH INSURANCE CONTRIB	-5,000	
01-0000-303024-490900024	CAREER SERVICES FAIR FEES	-3,000	
01-0000-102020-490900050	OTHER MISC INCOME	0	
01-0000-000000-490900090	SURS PASS THROUGH REVENUE	-22,500,000	
01-0000-000000-490900056	SURPLUS SALES	-500	
01-0000-000000-490900055	NSF SERVICE CHARGE	-250	
01-0000-000000-490900050	OTHER MISC INCOME	-25,000	
01-0000-404010-490900058	SUSTAINABILITY REVENUE	0	
01-0000-000000-490900036	COLLEGE GRP LIFE INS CONTRIBUT	-25,000	
01-0000-000000-490900035	COLLEGE HEALTH INSURANCE CONTR	-4,000,000	
01-0000-000000-490900030	EMPLOYEE HEALTH INSURANCE CONT	-2,000,000	
01-0000-000000-490900025	CELLUAR ONE INCOME	-9,348	
01-0000-000000-490900020	COLLEGE FAIR FEES	-1,500	
01-0000-000000-490900010	COIN OPERATED COPY MACHINE REV	-50	
01-0000-000000-490900005	FAX DOCUMENT FEE REVENUE	-50	
01-0000-000000-490100205	LIBRARY FINES & FEES	-150	
01-0000-000000-490900040	RETIREE HEALTH INSURANCE CONTR	-1,000	
TOTAL OTHER SOURCES			-28,570,848

Fd-Prog-Depart-Object	Description	Budget	Sub Total
Salaries			
01-1040-103030-510300215	PT STIPENDS FALL SPRG SUM	160,000	
01-1040-103020-510300215	PT STIPENDS FALL SPRG SUM	20,000	
01-1040-103020-510300410	FT INSTR STAFF - OVERLOAD	1,000	
01-1040-103025-510100100	FT ADMINISTRATIVE STAFF	83,432	
01-1040-103025-510300100	FT TEACHING FACULTY	88,694	
01-1040-103025-510300215	PT STIPENDS FALL SPRG SUM	1,000	
01-1040-103025-510300420	NON-INSTRUCTIONAL OVERLOAD	4,500	
01-1040-103030-510300100	FT TEACHING FACULTY	121,036	
01-1040-103020-510300100	FT TEACHING FACULTY	82,814	
01-1040-103030-510300205	PT INSTRUCTIONAL OTHER	1,200	
01-1040-103010-510300100	FT TEACHING FACULTY	426,347	
01-1040-103030-510300410	FT INSTR STAFF - OVERLOAD	5,000	
01-1040-103030-510300105	FT INSTR STAFF SUMMER	0	
01-1040-103020-510100100	FT ADMINISTRATIVE STAFF	108,573	
01-1040-103010-510300410	FT INSTR STAFF - OVERLOAD	35,000	
01-1040-103010-510300215	PT STIPENDS FALL SPRG SUM	80,000	
01-1040-103030-510300420	NON-INSTRUCTIONAL OVERLOAD	1,000	
01-1040-103010-510300105	FT INSTR STAFF SUMMER	0	
01-1040-103040-510300215	PT STIPENDS FALL SPRG SUM	75,000	
01-1040-103010-510100100	FT ADMINISTRATIVE STAFF	194,235	
01-1030-103015-510300410	FT INSTR STAFF - OVERLOAD	11,000	
01-1030-103015-510300215	PT STIPENDS FALL SPRG SUM	10,000	
01-1030-103015-510300210	PT INSTR - INDEP STUDY	500	
01-1030-103015-510300100	FT TEACHING FACULTY	91,634	
01-1030-102050-510300410	FT INSTR STAFF - OVERLOAD	2,000	
01-1030-102050-510300215	PT STIPENDS FALL SPRG SUM	50,000	
01-1030-102050-510300205	PT INSTRUCTIONAL OTHER	10,000	
01-1040-103010-510300110	FT STIPENDS FALL SPRING SUMMER	0	
01-2010-202010-510500100	FT ACADEMIC SUPPORT	82,814	
01-1030-102030-510600220	PT SERVICE STAFF	0	
01-1030-102050-510300100	FT TEACHING FACULTY	107,315	
01-2080-201010-510100100	FT ADMINISTRATIVE STAFF	165,000	
01-2030-201048-510300215	PT STIPENDS FALL SPRG SUM	15,000	
01-2030-201048-510300110	FT STIPENDS FALL SPRING SUMMER	0	
01-2030-201048-510200100	FT PROF/TECH STAFF	74,866	
01-2030-201048-510100100	FT ADMINISTRATIVE STAFF	105,488	
01-2020-201025-510300205	PT INSTRUCTIONAL OTHER	1,000	
01-2020-201025-510200200	PT PROF/TECHNICAL STAFF	190,135	
01-2020-201025-510200100	FT PROF/TECH STAFF	207,587	
01-2010-202015-510200100	FT PROF/TECH STAFF	47,848	
01-1040-103040-510300205	PT INSTRUCTIONAL OTHER	1,000	
01-2010-202010-510600100	FT CLERICAL STAFF	38,526	
01-1040-103040-510300100	FT TEACHING FACULTY	210,219	
01-2010-202010-510300420	NON-INSTRUCTIONAL OVERLOAD	10,000	
01-2010-202010-510300205	PT INSTRUCTIONAL OTHER	75,000	
01-2010-202010-510300110	FT STIPENDS FALL SPRING SUMMER	0	
01-2010-202010-510200100	FT PROF/TECH STAFF	63,667	
01-2010-202010-510100100	FT ADMINISTRATIVE STAFF	100,000	

Fd-Prog-Depart-Object	Description	Budget	Sub Total
01-1090-501016-510300215	PT STIPENDS FALL SPRG SUM	0	
01-1040-103040-510300420	NON-INSTRUCTIONAL OVERLOAD	10,000	
01-1040-103040-510300410	FT INSTR STAFF - OVERLOAD	10,000	
01-1040-103040-510300210	PT INSTR - INDEP STUDY	15,000	
01-2080-201010-510200100	FT PROF/TECH STAFF	109,112	
01-1040-103040-510300115	INSTR STAFF - INDEP STUDY	0	
01-1040-103040-510300105	FT INSTR STAFF SUMMER	0	
01-2010-202010-510600200	PT CLERICAL STAFF	0	
01-1030-102026-510300105	FT INSTR STAFF SUMMER	0	
01-1030-102030-510600200	PT CLERICAL STAFF	0	
01-1030-102030-510300420	NON-INSTRUCTIONAL OVERLOAD	10,000	
01-1030-102030-510300410	FT INSTR STAFF - OVERLOAD	40,000	
01-1030-102030-510300215	PT STIPENDS FALL SPRG SUM	30,000	
01-1030-102030-510300210	PT INSTR - INDEP STUDY	250	
01-1030-102030-510300205	PT INSTRUCTIONAL OTHER	100	
01-1030-102030-510300115	INSTR STAFF - INDEP STUDY	0	
01-1030-102030-510300105	FT INSTR STAFF SUMMER	0	
01-1030-102030-510300100	FT TEACHING FACULTY	154,847	
01-1030-102026-510300420	NON-INSTRUCTIONAL OVERLOAD	4,000	
01-1030-102026-510300410	FT INSTR STAFF - OVERLOAD	0	
01-1030-102034-510300115	INSTR STAFF - INDEP STUDY	0	
01-1030-102026-510300205	PT INSTRUCTIONAL OTHER	0	
01-2080-201010-510300110	FT STIPENDS FALL SPRING SUMMER	0	
01-1030-102024-510300420	NON-INSTRUCTIONAL OVERLOAD	4,000	
01-1030-102024-510300410	FT INSTR STAFF - OVERLOAD	1,000	
01-1030-102024-510300215	PT STIPENDS FALL SPRG SUM	80,000	
01-1030-102024-510300210	PT INSTR - INDEP STUDY	5,000	
01-1030-102024-510300205	PT INSTRUCTIONAL OTHER	216,655	
01-1030-102024-510300100	FT TEACHING FACULTY	78,404	
01-1030-102022-510300215	PT STIPENDS FALL SPRG SUM	150	
01-1030-102020-510300420	NON-INSTRUCTIONAL OVERLOAD	5,000	
01-1030-102020-510300410	FT INSTR STAFF - OVERLOAD	10,000	
01-1030-102020-510300215	PT STIPENDS FALL SPRG SUM	10,000	
01-1030-102020-510300205	PT INSTRUCTIONAL OTHER	0	
01-1030-102020-510300115	INSTR STAFF - INDEP STUDY	0	
01-1030-102026-510300215	PT STIPENDS FALL SPRG SUM	5,000	
01-1030-102036-510300420	NON-INSTRUCTIONAL OVERLOAD	5,000	
01-1030-102044-510300110	FT STIPENDS FALL SPRING SUMMER	39,000	
01-1030-102044-510200100	FT PROF/TECH STAFF	102,803	
01-1030-102044-510100100	FT ADMINISTRATIVE STAFF	100,952	
01-1030-102042-510300410	FT INSTR STAFF - OVERLOAD	5,000	
01-1030-102042-510300215	PT STIPENDS FALL SPRG SUM	5,000	
01-1030-102042-510300210	PT INSTR - INDEP STUDY	0	
01-1030-102042-510300205	PT INSTRUCTIONAL OTHER	0	
01-1030-102042-510300115	INSTR STAFF - INDEP STUDY	0	
01-1030-102040-510300420	NON-INSTRUCTIONAL OVERLOAD	4,000	
01-1030-102040-510300410	FT INSTR STAFF - OVERLOAD	9,000	
01-1030-102040-510300215	PT STIPENDS FALL SPRG SUM	70,000	
01-1030-102040-510300210	PT INSTR - INDEP STUDY	300	

Fd-Prog-Depart-Object	Description	Budget	Sub Total
01-3020-303024-510200100	FT PROF/TECH STAFF	102,223	
01-1030-102040-510300100	FT TEACHING FACULTY	175,036	
01-1030-102034-510300100	FT TEACHING FACULTY	199,929	
01-1030-102036-510300410	FT INSTR STAFF - OVERLOAD	5,000	
01-1030-102036-510300215	PT STIPENDS FALL SPRG SUM	50,000	
01-1030-102036-510300210	PT INSTR - INDEP STUDY	4,000	
01-1030-102036-510300205	PT INSTRUCTIONAL OTHER	250	
01-1030-102036-510300115	INSTR STAFF - INDEP STUDY	0	
01-1030-102036-510300105	FT INSTR STAFF SUMMER	0	
01-1030-102036-510300100	FT TEACHING FACULTY	133,678	
01-1030-102036-510200100	FT PROF/TECH STAFF	78,798	
01-1030-102034-510300420	NON-INSTRUCTIONAL OVERLOAD	8,000	
01-1030-102034-510300215	PT STIPENDS FALL SPRG SUM	155,000	
01-1030-102034-510300205	PT INSTRUCTIONAL OTHER	500	
01-1030-102044-510300215	PT STIPENDS FALL SPRG SUM	15,000	
01-1030-102040-510300115	INSTR STAFF - INDEP STUDY	0	
01-8020-502010-510200100	FT PROF/TECH STAFF	110,236	
01-8040-501036-510100100	FT ADMINISTRATIVE STAFF	102,900	
01-8030-501032-510200100	FT PROF/TECH STAFF	393,667	
01-8030-501032-510100100	FT ADMINISTRATIVE STAFF	109,926	
01-8030-501022-510200100	FT PROF/TECH STAFF	167,634	
01-8030-501022-510100100	FT ADMINISTRATIVE STAFF	97,727	
01-8020-502030-510200100	FT PROF/TECH STAFF	48,457	
01-8020-502030-510100100	FT ADMINISTRATIVE STAFF	92,610	
01-8020-502025-510200100	FT PROF/TECH STAFF	35,412	
01-8020-502025-510100100	FT ADMINISTRATIVE STAFF	175,751	
01-8020-502015-510600100	FT CLERICAL STAFF	43,341	
01-8020-502015-510200200	PT PROF/TECHNICAL STAFF	33,066	
01-4010-401034-510200100	FT PROF/TECH STAFF	133,505	
01-8020-502015-510100100	FT ADMINISTRATIVE STAFF	128,716	
01-8040-501036-510600110	FT SERVICE STAFF	46,659	
01-8020-501028-510600200	PT CLERICAL STAFF	0	
01-8020-501028-510600100	FT CLERICAL STAFF	47,793	
01-8020-501020-510200100	FT PROF/TECH STAFF	49,227	
01-8020-501020-510100100	FT ADMINISTRATIVE STAFF	86,189	
01-8020-501010-510200100	FT PROF/TECH STAFF	0	
01-8010-501013-510100100	FT ADMINISTRATIVE STAFF	125,000	
01-8010-501012-510200100	FT PROF/TECH STAFF	77,175	
01-8010-501012-510100100	FT ADMINISTRATIVE STAFF	296,448	
01-4040-404010-510300215	PT STIPENDS FALL SPRG SUM	1,000	
01-4040-404010-510100100	FT ADMINISTRATIVE STAFF	99,219	
01-4030-401016-510600200	PT CLERICAL STAFF	0	
01-3020-303018-510200100	FT PROF/TECH STAFF	112,601	
01-8020-502015-510200100	FT PROF/TECH STAFF	334,029	
01-8060-501024-510600200	PT CLERICAL STAFF	27,717	
01-8080-504030-510800015	STUDENT EMPLOYEES - WSI	45,000	
01-8080-504030-510600100	FT CLERICAL STAFF	104,940	
01-8080-504030-510200100	FT PROF/TECH STAFF	298,646	
01-8080-504030-510100100	FT ADMINISTRATIVE STAFF	100,000	

Fd-Prog-Depart-Object	Description	Budget	Sub Total
01-8080-504020-510200100	FT PROF/TECH STAFF	343,781	
01-8080-504020-510100100	FT ADMINISTRATIVE STAFF	126,926	
01-8080-504015-510200100	FT PROF/TECH STAFF	786,402	
01-8080-504015-510100100	FT ADMINISTRATIVE STAFF	0	
01-8080-504010-510200100	FT PROF/TECH STAFF	78,143	
01-8080-504010-510100100	FT ADMINISTRATIVE STAFF	274,930	
01-8070-506015-510200100	FT PROF/TECH STAFF	126,225	
01-8070-506015-510100100	FT ADMINISTRATIVE STAFF	106,864	
01-8040-501036-510200100	FT PROF/TECH STAFF	311,447	
01-8070-506010-510100100	FT ADMINISTRATIVE STAFF	168,756	
01-8040-501036-510200200	PT PROF/TECHNICAL STAFF	20,868	
01-8060-501016-510900040	FACULTY TUITION STIPEND	98,000	
01-8060-501016-510600101	FT CLERICAL VACANCY ALLOWANCE	-131,008	
01-8060-501016-510300206	PT INSTRUCT VACANCY ALLOWANCE	-262,016	
01-8060-501016-510200101	FT PROF VACANCY ALLOWANCE	-131,008	
01-8060-501016-510100101	FT ADMIN VACANCY ALLOWANCE	-131,008	
01-8060-501015-510300220	STIPENDS - OTHER	0	
01-8040-503010-510900060	SIGN ON BONUS	35,000	
01-8040-503010-510600100	FT CLERICAL STAFF	86,147	
01-8040-503010-510300215	PT STIPENDS FALL SPRG SUM	10,000	
01-8040-503010-510200100	FT PROF/TECH STAFF	167,628	
01-8040-503010-510100100	FT ADMINISTRATIVE STAFF	514,301	
01-4010-401032-510600100	FT CLERICAL STAFF	96,786	
01-8070-506010-510200100	FT PROF/TECH STAFF	59,223	
01-3010-302010-510100100	FT ADMINISTRATIVE STAFF	91,522	
01-3020-303012-510300110	FT STIPENDS FALL SPRING SUMMER	0	
01-3020-303010-510300215	PT STIPENDS FALL SPRG SUM	17,838	
01-3020-302020-510600100	FT CLERICAL STAFF	39,596	
01-3020-302020-510200100	FT PROF/TECH STAFF	431,218	
01-3020-302015-510600200	PT CLERICAL STAFF	95,137	
01-3020-302015-510600100	FT CLERICAL STAFF	106,781	
01-3020-302015-510200100	FT PROF/TECH STAFF	202,187	
01-3020-302015-510100100	FT ADMINISTRATIVE STAFF	90,588	
01-3020-302013-510100100	FT ADMINISTRATIVE STAFF	0	
01-3010-303016-510300215	PT STIPENDS FALL SPRG SUM	1,500	
01-3010-303016-510300110	FT STIPENDS FALL SPRING SUMMER	12,000	
01-4030-401016-510100100	FT ADMINISTRATIVE STAFF	13,377	
01-3010-302010-510200100	FT PROF/TECH STAFF	53,063	
01-1030-102034-510300210	PT INSTR - INDEP STUDY	25,000	
01-2080-201060-510300410	FT INSTR STAFF - OVERLOAD	0	
01-2080-201060-510300215	PT STIPENDS FALL SPRG SUM	0	
01-2080-201060-510300205	PT INSTRUCTIONAL OTHER	0	
01-2080-201060-510200100	FT PROF/TECH STAFF	0	
01-2080-201015-510800015	STUDENT EMPLOYEES - WSI	150,000	
01-2080-201015-510200200	PT PROF/TECHNICAL STAFF	0	
01-2080-201015-510200100	FT PROF/TECH STAFF	155,400	
01-2080-201015-510100100	FT ADMINISTRATIVE STAFF	294,995	
01-2080-201010-510800015	STUDENT EMPLOYEES - WSI	0	
01-2080-201010-510300420	NON-INSTRUCTIONAL OVERLOAD	100,000	

Fd-Prog-Depart-Object	Description	Budget	Sub Total
01-2080-201010-510300410	FT INSTR STAFF - OVERLOAD	0	
01-2080-201010-510300215	PT STIPENDS FALL SPRG SUM	15,000	
01-3010-302010-510600200	PT CLERICAL STAFF	194,135	
01-3060-303038-510200100	FT PROF/TECH STAFF	52,479	
01-4010-401032-510300215	PT STIPENDS FALL SPRG SUM	55	
01-4010-401032-510100100	FT ADMINISTRATIVE STAFF	102,769	
01-4010-401030-510300215	PT STIPENDS FALL SPRG SUM	36,000	
01-4010-401030-510300205	PT INSTRUCTIONAL OTHER	30,000	
01-4010-401030-510300110	FT STIPENDS FALL SPRING SUMMER	0	
01-4010-401012-510600200	PT CLERICAL STAFF	28,707	
01-4010-401012-510300215	PT STIPENDS FALL SPRG SUM	20,463	
01-4010-401012-510300205	PT INSTRUCTIONAL OTHER	90,000	
01-4010-401012-510200200	PT PROF/TECHNICAL STAFF	0	
01-4010-401012-510200100	FT PROF/TECH STAFF	86,950	
01-4010-401012-510100100	FT ADMINISTRATIVE STAFF	88,494	
01-3090-303043-510200100	FT PROF/TECH STAFF	90,386	
01-1030-102020-510300100	FT TEACHING FACULTY	166,607	
01-3060-303042-510200100	FT PROF/TECH STAFF	55,000	
01-3020-303018-510600200	PT CLERICAL STAFF	59,525	
01-3060-303030-510300420	NON-INSTRUCTIONAL OVERLOAD	5,000	
01-3040-302025-510600200	PT CLERICAL STAFF	41,092	
01-3040-302025-510200100	FT PROF/TECH STAFF	265,895	
01-3040-302025-510100100	FT ADMINISTRATIVE STAFF	87,164	
01-3020-303070-510200100	FT PROF/TECH STAFF	92,687	
01-3020-303060-510200100	FT PROF/TECH STAFF	150,265	
01-3020-303034-510200200	PT PROF/TECHNICAL STAFF	102,832	
01-3020-303034-510200100	FT PROF/TECH STAFF	94,479	
01-3020-303034-510100100	FT ADMINISTRATIVE STAFF	127,285	
01-3020-303026-510600200	PT CLERICAL STAFF	35,162	
01-3020-303024-510300215	PT STIPENDS FALL SPRG SUM	0	
01-2080-201010-510300205	PT INSTRUCTIONAL OTHER	1,000	
01-3090-303043-510100100	FT ADMINISTRATIVE STAFF	73,471	
01-1010-101038-510300100	FT TEACHING FACULTY	1,196,635	
01-1010-101040-510300215	PT STIPENDS FALL SPRG SUM	185,000	
01-1010-101040-510300205	PT INSTRUCTIONAL OTHER	1,000	
01-1010-101040-510300110	FT STIPENDS FALL SPRING SUMMER	0	
01-1010-101040-510300105	FT INSTR STAFF SUMMER	0	
01-1010-101040-510300100	FT TEACHING FACULTY	666,947	
01-1010-101040-510200100	FT PROF/TECH STAFF	50,298	
01-1010-101038-510300420	NON-INSTRUCTIONAL OVERLOAD	1,500	
01-1010-101038-510300410	FT INSTR STAFF - OVERLOAD	65,000	
01-1010-101038-510300215	PT STIPENDS FALL SPRG SUM	200,000	
01-1010-101038-510300210	PT INSTR - INDEP STUDY	5,000	
01-1010-101038-510300205	PT INSTRUCTIONAL OTHER	2,500	
01-1010-101052-510300210	PT INSTR - INDEP STUDY	2,500	
01-1010-101038-510300105	FT INSTR STAFF SUMMER	0	
01-1010-101040-510600200	PT CLERICAL STAFF	24,092	
01-1010-101036-510600200	PT CLERICAL STAFF	21,232	
01-1010-101036-510300215	PT STIPENDS FALL SPRG SUM	49,073	

Fd-Prog-Depart-Object	Description	Budget	Sub Total
01-1010-101036-510200100	FT PROF/TECH STAFF	44,947	
01-1010-101036-510100100	FT ADMINISTRATIVE STAFF	226,080	
01-1010-101030-510300420	NON-INSTRUCTIONAL OVERLOAD	7,500	
01-1010-101030-510300410	FT INSTR STAFF - OVERLOAD	15,000	
01-1010-101030-510300215	PT STIPENDS FALL SPRG SUM	110,000	
01-1010-101030-510300210	PT INSTR - INDEP STUDY	2,500	
01-1010-101030-510300205	PT INSTRUCTIONAL OTHER	0	
01-1010-101030-510300105	FT INSTR STAFF SUMMER	0	
01-1010-101030-510300100	FT TEACHING FACULTY	254,322	
01-1010-101028-510300420	NON-INSTRUCTIONAL OVERLOAD	3,500	
01-1010-101038-510300115	INSTR STAFF - INDEP STUDY	0	
01-1010-101044-510300115	INSTR STAFF - INDEP STUDY	0	
01-1010-101052-510300205	PT INSTRUCTIONAL OTHER	0	
01-1010-101052-510300115	INSTR STAFF - INDEP STUDY	0	
01-1010-101052-510300105	FT INSTR STAFF SUMMER	0	
01-1010-101052-510300100	FT TEACHING FACULTY	94,574	
01-1010-101052-510200100	FT PROF/TECH STAFF	53,508	
01-1010-101050-510300420	NON-INSTRUCTIONAL OVERLOAD	2,500	
01-1010-101050-510300215	PT STIPENDS FALL SPRG SUM	20,000	
01-1010-101050-510300205	PT INSTRUCTIONAL OTHER	0	
01-1010-101046-510300215	PT STIPENDS FALL SPRG SUM	30,000	
01-1010-101046-510300210	PT INSTR - INDEP STUDY	1,000	
01-1010-101044-510300420	NON-INSTRUCTIONAL OVERLOAD	20,000	
01-1010-101044-510300410	FT INSTR STAFF - OVERLOAD	65,000	
01-1010-101040-510300410	FT INSTR STAFF - OVERLOAD	110,000	
01-1010-101044-510300210	PT INSTR - INDEP STUDY	0	
01-1010-101040-510300420	NON-INSTRUCTIONAL OVERLOAD	20,000	
01-1010-101044-510300110	FT STIPENDS FALL SPRING SUMMER	0	
01-1010-101044-510300105	FT INSTR STAFF SUMMER	0	
01-1010-101044-510300100	FT TEACHING FACULTY	355,756	
01-1010-101042-510300420	NON-INSTRUCTIONAL OVERLOAD	15,000	
01-1010-101042-510300410	FT INSTR STAFF - OVERLOAD	25,000	
01-1010-101042-510300215	PT STIPENDS FALL SPRG SUM	115,000	
01-1010-101042-510300205	PT INSTRUCTIONAL OTHER	500	
01-1010-101042-510300110	FT STIPENDS FALL SPRING SUMMER	0	
01-1010-101042-510300105	FT INSTR STAFF SUMMER	0	
01-1010-101042-510300100	FT TEACHING FACULTY	203,359	
01-1010-101042-510200200	PT PROF/TECHNICAL STAFF	29,577	
01-1030-102018-510300420	NON-INSTRUCTIONAL OVERLOAD	8,000	
01-1010-101044-510300215	PT STIPENDS FALL SPRG SUM	50,000	
01-1010-101012-510300205	PT INSTRUCTIONAL OTHER	5,000	
01-1010-101028-510300410	FT INSTR STAFF - OVERLOAD	1,500	
01-1010-101016-510300205	PT INSTRUCTIONAL OTHER	1,000	
01-1010-101016-510300115	INSTR STAFF - INDEP STUDY	0	
01-1010-101016-510300105	FT INSTR STAFF SUMMER	0	
01-1010-101016-510300100	FT TEACHING FACULTY	418,480	
01-1010-101014-510300420	NON-INSTRUCTIONAL OVERLOAD	21,000	
01-1010-101014-510300410	FT INSTR STAFF - OVERLOAD	27,000	
01-1010-101014-510300215	PT STIPENDS FALL SPRG SUM	140,000	

Fd-Prog-Depart-Object	Description	Budget	Sub Total
01-1010-101014-510300205	PT INSTRUCTIONAL OTHER	250	
01-1010-101014-510300115	INSTR STAFF - INDEP STUDY	0	
01-1010-101014-510300105	FT INSTR STAFF SUMMER	0	
01-1010-101014-510300100	FT TEACHING FACULTY	311,948	
01-1010-101016-510300215	PT STIPENDS FALL SPRG SUM	225,000	
01-1010-101012-510300215	PT STIPENDS FALL SPRG SUM	45,000	
01-1010-101016-510300410	FT INSTR STAFF - OVERLOAD	40,000	
01-1010-101012-510300115	INSTR STAFF - INDEP STUDY	0	
01-1010-101012-510300100	FT TEACHING FACULTY	111,872	
01-1010-101010-510300420	NON-INSTRUCTIONAL OVERLOAD	11,000	
01-1010-101010-510300410	FT INSTR STAFF - OVERLOAD	36,000	
01-1010-101010-510300215	PT STIPENDS FALL SPRG SUM	200,000	
01-1010-101010-510300210	PT INSTR - INDEP STUDY	500	
01-1010-101010-510300205	PT INSTRUCTIONAL OTHER	500	
01-1010-101010-510300115	INSTR STAFF - INDEP STUDY	0	
01-1010-101010-510300110	FT STIPENDS FALL SPRING SUMMER	0	
01-1010-101010-510300105	FT INSTR STAFF SUMMER	0	
01-1010-101010-510300100	FT TEACHING FACULTY	1,032,233	
01-1010-101010-510100100	FT ADMINISTRATIVE STAFF	0	
01-1010-101012-510300410	FT INSTR STAFF - OVERLOAD	13,000	
01-1010-101022-510300115	INSTR STAFF - INDEP STUDY	0	
01-1010-101028-510300210	PT INSTR - INDEP STUDY	5,000	
01-1010-101028-510300205	PT INSTRUCTIONAL OTHER	0	
01-1030-102034-510300410	FT INSTR STAFF - OVERLOAD	15,000	
01-1010-101026-510300215	PT STIPENDS FALL SPRG SUM	8,000	
01-1010-101026-510300210	PT INSTR - INDEP STUDY	1,000	
01-1010-101026-510300205	PT INSTRUCTIONAL OTHER	0	
01-1010-101024-510300215	PT STIPENDS FALL SPRG SUM	5,000	
01-1010-101024-510300210	PT INSTR - INDEP STUDY	5,000	
01-1010-101024-510300205	PT INSTRUCTIONAL OTHER	0	
01-1010-101022-510300420	NON-INSTRUCTIONAL OVERLOAD	4,000	
01-1010-101022-510300410	FT INSTR STAFF - OVERLOAD	6,000	
01-1010-101022-510300215	PT STIPENDS FALL SPRG SUM	40,000	
01-1010-101016-510300210	PT INSTR - INDEP STUDY	8,000	
01-1010-101022-510300205	PT INSTRUCTIONAL OTHER	0	
01-1010-101028-510300215	PT STIPENDS FALL SPRG SUM	70,000	
01-1010-101022-510300105	FT INSTR STAFF SUMMER	0	
01-1010-101022-510300100	FT TEACHING FACULTY	178,858	
01-1010-101020-510300215	PT STIPENDS FALL SPRG SUM	1,000	
01-1010-101020-510300205	PT INSTRUCTIONAL OTHER	0	
01-1010-101020-510300100	FT TEACHING FACULTY	88,694	
01-1010-101018-510300420	NON-INSTRUCTIONAL OVERLOAD	6,000	
01-1010-101018-510300410	FT INSTR STAFF - OVERLOAD	1,000	
01-1010-101018-510300215	PT STIPENDS FALL SPRG SUM	1,000	
01-1010-101018-510300205	PT INSTRUCTIONAL OTHER	0	
01-1010-101018-510300115	INSTR STAFF - INDEP STUDY	0	
01-1010-101018-510300100	FT TEACHING FACULTY	81,638	
01-1010-101016-510300420	NON-INSTRUCTIONAL OVERLOAD	13,000	
01-1010-101022-510300210	PT INSTR - INDEP STUDY	65,000	

Fd-Prog-Depart-Object	Description	Budget	Sub Total
01-1010-101078-510300115	INSTR STAFF - INDEP STUDY	0	
01-1010-101084-510800015	STUDENT EMPLOYEES - WSI	0	
01-1010-101080-510300420	NON-INSTRUCTIONAL OVERLOAD	15,000	
01-1010-101080-510300410	FT INSTR STAFF - OVERLOAD	10,000	
01-1010-101080-510300215	PT STIPENDS FALL SPRG SUM	105,000	
01-1010-101080-510300210	PT INSTR - INDEP STUDY	1,500	
01-1010-101080-510300205	PT INSTRUCTIONAL OTHER	0	
01-1010-101080-510300105	FT INSTR STAFF SUMMER	0	
01-1010-101080-510300100	FT TEACHING FACULTY	258,487	
01-1010-101078-510300420	NON-INSTRUCTIONAL OVERLOAD	10,000	
01-1010-101078-510300410	FT INSTR STAFF - OVERLOAD	15,000	
01-1010-101078-510300215	PT STIPENDS FALL SPRG SUM	45,000	
01-1010-101072-510300100	FT TEACHING FACULTY	63,458	
01-1010-101078-510300205	PT INSTRUCTIONAL OTHER	0	
01-1020-102010-510300100	FT TEACHING FACULTY	75,463	
01-1010-101078-510300105	FT INSTR STAFF SUMMER	0	
01-1010-101078-510300100	FT TEACHING FACULTY	209,729	
01-1010-101076-510300205	PT INSTRUCTIONAL OTHER	0	
01-1010-101076-510300105	FT INSTR STAFF SUMMER	0	
01-1010-101074-510300410	FT INSTR STAFF - OVERLOAD	5,000	
01-1010-101074-510300215	PT STIPENDS FALL SPRG SUM	20,000	
01-1010-101072-510300420	NON-INSTRUCTIONAL OVERLOAD	8,000	
01-1010-101072-510300410	FT INSTR STAFF - OVERLOAD	2,000	
01-1010-101072-510300215	PT STIPENDS FALL SPRG SUM	60,000	
01-1010-101072-510300210	PT INSTR - INDEP STUDY	5,000	
01-1010-101072-510300115	INSTR STAFF - INDEP STUDY	0	
01-1010-101072-510300105	FT INSTR STAFF SUMMER	0	
01-1010-101078-510300210	PT INSTR - INDEP STUDY	4,000	
01-1020-102016-510300420	NON-INSTRUCTIONAL OVERLOAD	5,000	
01-1030-102018-510300410	FT INSTR STAFF - OVERLOAD	4,000	
01-1010-101028-510300100	FT TEACHING FACULTY	93,595	
01-1010-101052-510300215	PT STIPENDS FALL SPRG SUM	50,000	
01-1030-102018-510300215	PT STIPENDS FALL SPRG SUM	5,000	
01-1030-102018-510300210	PT INSTR - INDEP STUDY	1,000	
01-1030-102018-510300205	PT INSTRUCTIONAL OTHER	0	
01-1030-102018-510300115	INSTR STAFF - INDEP STUDY	0	
01-1030-102018-510300105	FT INSTR STAFF SUMMER	0	
01-1030-102018-510300100	FT TEACHING FACULTY	182,288	
01-1020-102019-510300410	FT INSTR STAFF - OVERLOAD	0	
01-1020-102019-510300215	PT STIPENDS FALL SPRG SUM	10,000	
01-1020-102019-510300210	PT INSTR - INDEP STUDY	118,585	
01-1010-101086-510300215	PT STIPENDS FALL SPRG SUM	80,000	
01-1020-102016-510600100	FT CLERICAL STAFF	47,644	
01-1010-101086-510300420	NON-INSTRUCTIONAL OVERLOAD	1,500	
01-1020-102016-510300215	PT STIPENDS FALL SPRG SUM	49,610	
01-1020-102016-510200100	FT PROF/TECH STAFF	96,315	
01-1020-102016-510100100	FT ADMINISTRATIVE STAFF	212,478	
01-1020-102014-510600100	FT CLERICAL STAFF	0	
01-1020-102014-510200100	FT PROF/TECH STAFF	51,684	

Fd-Prog-Depart-Object	Description	Budget	Sub Total
01-1020-102010-510300420	NON-INSTRUCTIONAL OVERLOAD	10,000	
01-1020-102010-510300410	FT INSTR STAFF - OVERLOAD	5,000	
01-1020-102010-510300215	PT STIPENDS FALL SPRG SUM	125,000	
01-1020-102010-510300210	PT INSTR - INDEP STUDY	1,500	
01-1020-102010-510300205	PT INSTRUCTIONAL OTHER	1,500	
01-1020-102010-510300115	INSTR STAFF - INDEP STUDY	0	
01-1010-101086-510300205	PT INSTRUCTIONAL OTHER	2,545	
01-1020-102019-510300100	FT TEACHING FACULTY	0	
01-1010-101056-510300410	FT INSTR STAFF - OVERLOAD	35,000	
01-1010-101062-510300205	PT INSTRUCTIONAL OTHER	500	
01-1010-101062-510300105	FT INSTR STAFF SUMMER	0	
01-1010-101062-510300100	FT TEACHING FACULTY	76,738	
01-1010-101060-510300410	FT INSTR STAFF - OVERLOAD	18,000	
01-1010-101060-510300215	PT STIPENDS FALL SPRG SUM	50,000	
01-1010-101060-510300205	PT INSTRUCTIONAL OTHER	0	
01-1010-101060-510300105	FT INSTR STAFF SUMMER	0	
01-1010-101060-510300100	FT TEACHING FACULTY	116,625	
01-1010-101058-510300420	NON-INSTRUCTIONAL OVERLOAD	0	
01-1010-101058-510300410	FT INSTR STAFF - OVERLOAD	20,000	
01-1010-101052-510600220	PT SERVICE STAFF	32,866	
01-1010-101058-510300205	PT INSTRUCTIONAL OTHER	1,000	
01-1010-101062-510300210	PT INSTR - INDEP STUDY	4,000	
01-1010-101056-510300420	NON-INSTRUCTIONAL OVERLOAD	5,000	
01-1010-101058-510300215	PT STIPENDS FALL SPRG SUM	40,804	
01-1010-101056-510300215	PT STIPENDS FALL SPRG SUM	125,000	
01-1010-101056-510300210	PT INSTR - INDEP STUDY	5,000	
01-1010-101056-510300205	PT INSTRUCTIONAL OTHER	0	
01-1010-101056-510300105	FT INSTR STAFF SUMMER	0	
01-1010-101056-510300100	FT TEACHING FACULTY	428,770	
01-1010-101054-510600200	PT CLERICAL STAFF	0	
01-1010-101054-510300215	PT STIPENDS FALL SPRG SUM	33,620	
01-1010-101054-510200100	FT PROF/TECH STAFF	0	
01-1010-101054-510100100	FT ADMINISTRATIVE STAFF	143,515	
01-1010-101070-510300410	FT INSTR STAFF - OVERLOAD	8,000	
01-1010-101086-510300410	FT INSTR STAFF - OVERLOAD	7,500	
01-1010-101052-510300420	NON-INSTRUCTIONAL OVERLOAD	8,000	
01-1010-101052-510300410	FT INSTR STAFF - OVERLOAD	20,000	
01-1010-101058-510300100	FT TEACHING FACULTY	174,448	
01-1010-101068-510300210	PT INSTR - INDEP STUDY	3,500	
01-1010-101066-510300215	PT STIPENDS FALL SPRG SUM	30,000	
01-1010-101066-510300410	FT INSTR STAFF - OVERLOAD	40,000	
01-1010-101066-510300420	NON-INSTRUCTIONAL OVERLOAD	9,000	
01-1010-101068-510300100	FT TEACHING FACULTY	210,220	
01-1010-101068-510300105	FT INSTR STAFF SUMMER	0	
01-1010-101066-510300210	PT INSTR - INDEP STUDY	3,500	
01-1010-101068-510300205	PT INSTRUCTIONAL OTHER	250	
01-1010-101068-510300420	NON-INSTRUCTIONAL OVERLOAD	9,000	
01-1010-101068-510300215	PT STIPENDS FALL SPRG SUM	50,000	
01-1010-101068-510300410	FT INSTR STAFF - OVERLOAD	24,000	

Fd-Prog-Depart-Object	Description	Budget	Sub Total
01-1010-101070-510300115	INSTR STAFF - INDEP STUDY	0	
01-1010-101058-510300105	FT INSTR STAFF SUMMER	0	
01-1010-101070-510300210	PT INSTR - INDEP STUDY	0	
01-1010-101070-510300215	PT STIPENDS FALL SPRG SUM	40,000	
01-1010-101068-510300115	INSTR STAFF - INDEP STUDY	0	
01-1010-101064-510300215	PT STIPENDS FALL SPRG SUM	20,000	
01-1010-101062-510300215	PT STIPENDS FALL SPRG SUM	35,000	
01-1010-101066-510300205	PT INSTRUCTIONAL OTHER	500	
01-1010-101064-510300100	FT TEACHING FACULTY	118,095	
01-1010-101064-510300205	PT INSTRUCTIONAL OTHER	0	
01-1010-101062-510300410	FT INSTR STAFF - OVERLOAD	10,000	
01-1010-101064-510300410	FT INSTR STAFF - OVERLOAD	10,000	
01-1010-101064-510300420	NON-INSTRUCTIONAL OVERLOAD	8,000	
01-1010-101066-510300100	FT TEACHING FACULTY	305,970	
01-1010-101066-510300105	FT INSTR STAFF SUMMER	0	
01-1010-101066-510300115	INSTR STAFF - INDEP STUDY	0	
TOTAL SALARIES			27,526,674

Fd-Prog-Dept-Object	Description	Budget	Sub Total
Employee Benefits			
01-4010-401034-520100100	EMPLOYER GTL MEDICAL VISION	87,957	
01-4030-401016-520900055	SURS .5% EMPLOYER CONTRIBUTION	67	
01-4030-401016-520100100	EMPLOYER GTL MEDICAL VISION	4,785	
01-4010-401034-520900055	SURS .5% EMPLOYER CONTRIBUTION	667	
01-4040-404010-520100100	EMPLOYER GTL MEDICAL VISION	24,617	
01-4030-401016-520900060	SURS FEDERAL GRANT OBLIGATION	0	
01-4010-401032-520900055	SURS .5% EMPLOYER CONTRIBUTION	998	
01-4010-401032-520100100	EMPLOYER GTL MEDICAL VISION	44,076	
01-4040-404010-520900055	SURS .5% EMPLOYER CONTRIBUTION	501	
01-4010-401012-520900055	SURS .5% EMPLOYER CONTRIBUTION	1,578	
01-8020-501020-520100100	EMPLOYER GTL MEDICAL VISION	18,187	
01-4010-401012-520100100	EMPLOYER GTL MEDICAL VISION	65,511	
01-3090-303043-520900055	SURS .5% EMPLOYER CONTRIBUTION	819	
01-4010-401030-520900055	SURS .5% EMPLOYER CONTRIBUTION	330	
01-8010-501012-520100100	EMPLOYER GTL MEDICAL VISION	62,677	
01-8010-501012-520900055	SURS .5% EMPLOYER CONTRIBUTION	1,868	
01-8010-501012-520900075	EMPLOYER MATCH 403B	20,500	
01-8010-501013-520100100	EMPLOYER GTL MEDICAL VISION	26,233	
01-8020-502010-520100100	EMPLOYER GTL MEDICAL VISION	50,567	
01-8020-501010-520900055	SURS .5% EMPLOYER CONTRIBUTION	0	
01-8020-501020-520900055	SURS .5% EMPLOYER CONTRIBUTION	677	
01-8020-501028-520100100	EMPLOYER GTL MEDICAL VISION	27,897	
01-8020-502010-520900055	SURS .5% EMPLOYER CONTRIBUTION	551	
01-8020-501028-520900055	SURS .5% EMPLOYER CONTRIBUTION	239	
01-8020-502015-520900055	SURS .5% EMPLOYER CONTRIBUTION	2,696	
01-8020-502015-520100100	EMPLOYER GTL MEDICAL VISION	102,690	
01-8020-502025-520100100	EMPLOYER GTL MEDICAL VISION	38,565	
01-3090-303043-520100100	EMPLOYER GTL MEDICAL VISION	12,680	
01-8020-501010-520100100	EMPLOYER GTL MEDICAL VISION	0	
01-3020-303026-520900055	SURS .5% EMPLOYER CONTRIBUTION	176	
01-3010-302010-520900055	SURS .5% EMPLOYER CONTRIBUTION	1,693	
01-3010-303016-520900055	SURS .5% EMPLOYER CONTRIBUTION	8	
01-8080-504020-520900055	SURS .5% EMPLOYER CONTRIBUTION	2,353	
01-8020-502025-520900055	SURS .5% EMPLOYER CONTRIBUTION	1,056	
01-3020-302013-520100100	EMPLOYER GTL MEDICAL VISION	0	
01-3020-302015-520900055	SURS .5% EMPLOYER CONTRIBUTION	2,473	
01-3020-302020-520100100	EMPLOYER GTL MEDICAL VISION	166,846	
01-3020-302020-520900055	SURS .5% EMPLOYER CONTRIBUTION	2,354	
01-3020-303010-520900055	SURS .5% EMPLOYER CONTRIBUTION	89	
01-3020-303012-520100100	EMPLOYER GTL MEDICAL VISION	0	
01-3020-303012-520900055	SURS .5% EMPLOYER CONTRIBUTION	0	
01-3020-303018-520100100	EMPLOYER GTL MEDICAL VISION	18,787	
01-3020-303018-520900055	SURS .5% EMPLOYER CONTRIBUTION	860	
01-3020-302015-520100100	EMPLOYER GTL MEDICAL VISION	131,281	
01-3020-303070-520900055	SURS .5% EMPLOYER CONTRIBUTION	463	
01-3060-303042-520100100	EMPLOYER GTL MEDICAL VISION	28,736	
01-3060-303038-520900055	SURS .5% EMPLOYER CONTRIBUTION	262	
01-3060-303038-520100100	EMPLOYER GTL MEDICAL VISION	90	

Fd-Prog-Depart-Object	Description	Budget	Sub Total
01-3060-303030-520900055	SURS .5% EMPLOYER CONTRIBUTION	25	
01-3060-303030-520100100	EMPLOYER GTL MEDICAL VISION	0	
01-3020-303024-520100100	EMPLOYER GTL MEDICAL VISION	23,554	
01-3040-302025-520100100	EMPLOYER GTL MEDICAL VISION	167,751	
01-3020-303024-520900055	SURS .5% EMPLOYER CONTRIBUTION	726	
01-3020-303070-520100100	EMPLOYER GTL MEDICAL VISION	48,884	
01-3020-303060-520900055	SURS .5% EMPLOYER CONTRIBUTION	751	
01-3020-303060-520100100	EMPLOYER GTL MEDICAL VISION	39,538	
01-3020-303034-520900055	SURS .5% EMPLOYER CONTRIBUTION	1,585	
01-3020-303034-520100100	EMPLOYER GTL MEDICAL VISION	62,582	
01-3060-303042-520900055	SURS .5% EMPLOYER CONTRIBUTION	275	
01-3040-302025-520900055	SURS .5% EMPLOYER CONTRIBUTION	1,970	
01-8060-503025-520900005	EMPLOYEE ASSISTANCE PROGRAM	7,500	
01-8060-503025-520100155	COBRA MEDICAL CLAIMS HOSPITAL	10,000	
01-8060-503025-520100160	COBRA MEDICAL CLAIMS DOCTOR	10,000	
01-8060-503025-520100165	COBRA MEDICAL CLAIMS PRESCRIPT	7,500	
01-8060-503025-520100170	MEDICAL INSURANCE ADMINISTRATI	265,000	
01-8060-503025-520100175	MEDICAL INSURANCE ACCESS FEE	150,000	
01-8060-503025-520100180	MEDICAL INSURANCE PRESCRIPTION	-100,000	
01-8060-503025-520100185	MEDICAL INSURANCE STOP LOSS AG	500	
01-8060-503025-520100190	MEDICAL INSURANCE STOP LOSS IN	200,000	
01-8060-503025-520100195	MEDICAL INSURANCE STOP LOSS RE	-100,000	
01-8060-503025-520100200	DENTAL	250,000	
01-8060-503025-520100205	DENTAL INSURANCE ADMINISTRATIO	15,000	
01-8060-503025-520100300	VISION	100,000	
01-8080-504015-520900055	SURS .5% EMPLOYER CONTRIBUTION	3,934	
01-8060-503025-520900001	FLEXIBLE SPENDING ADMIN EXP	8,000	
01-8060-503025-520100140	EMPLOYEE MEDICAL CLAIMS HOSPIT	1,750,000	
01-8060-503025-520900008	WELLNESS BENEFITS	10,000	
01-8070-506010-520100100	EMPLOYER GTL MEDICAL VISION	50,480	
01-8070-506010-520900055	SURS .5% EMPLOYER CONTRIBUTION	1,140	
01-8070-506015-520100100	EMPLOYER GTL MEDICAL VISION	38,754	
01-8070-506015-520900055	SURS .5% EMPLOYER CONTRIBUTION	1,165	
01-8080-504010-520100100	EMPLOYER GTL MEDICAL VISION	45,559	
01-8080-504010-520900055	SURS .5% EMPLOYER CONTRIBUTION	1,766	
01-8080-504015-520100100	EMPLOYER GTL MEDICAL VISION	220,167	
01-8080-504020-520100100	EMPLOYER GTL MEDICAL VISION	67,210	
01-8080-504030-520100100	EMPLOYER GTL MEDICAL VISION	155,908	
01-8080-504030-520900055	SURS .5% EMPLOYER CONTRIBUTION	2,518	
01-2020-201025-520100100	EMPLOYER GTL MEDICAL VISION	21,814	
01-3010-302010-520100100	EMPLOYER GTL MEDICAL VISION	100,518	
01-8060-503025-520100400	GROUP LIFE INSURANCE	40,000	
01-8060-501016-520700025	TUITION WAIVER - FACULTY DEPEN	40,000	
01-8020-502030-520900055	SURS .5% EMPLOYER CONTRIBUTION	705	
01-8030-501022-520100100	EMPLOYER GTL MEDICAL VISION	36,128	
01-8030-501022-520900055	SURS .5% EMPLOYER CONTRIBUTION	1,327	
01-8030-501032-520100100	EMPLOYER GTL MEDICAL VISION	162,807	
01-8030-501032-520900055	SURS .5% EMPLOYER CONTRIBUTION	2,519	
01-8040-501036-520100100	EMPLOYER GTL MEDICAL VISION	203,238	

Fd-Prog-Depart-Object	Description	Budget	Sub Total
01-8040-501036-520900055	SURS .5% EMPLOYER CONTRIBUTION	2,408	
01-8040-503010-520100100	EMPLOYER GTL MEDICAL VISION	157,901	
01-8040-503010-520900055	SURS .5% EMPLOYER CONTRIBUTION	4,514	
01-8060-501015-520100100	EMPLOYER GTL MEDICAL VISION	0	
01-8060-501016-520100100	EMPLOYER GTL MEDICAL VISION	-1,200,000	
01-8060-501016-520700005	TUITION WAIVER - ADMIN.	3,000	
01-8060-501016-520700010	TUITION WAIVER - FACULTY	15,500	
01-8060-503025-520100150	EMPLOYEE MEDICAL CLAIMS PRESCR	1,250,000	
01-8060-501016-520900055	SURS .5% EMPLOYER CONTRIBUTION	-3,275	
01-8020-502030-520100100	EMPLOYER GTL MEDICAL VISION	35,802	
01-8060-503025-520100005	COBRA ADMINISTRATION	1,500	
01-8060-501024-520900055	SURS .5% EMPLOYER CONTRIBUTION	139	
01-8060-501016-529990050	STATE ALLOCATED SURS	22,500,000	
01-8060-501016-529990000	COMPENSATED ABSENCES	20,000	
01-8060-501016-520700015	TUITION WAIVER - STAFF	32,500	
01-8060-501016-520900060	SURS FEDERAL GRANT OBLIGATION	0	
01-8060-501016-520700020	TUITION WAIVER - ADMIN DEPENDE	10,000	
01-8060-501016-520700045	STAFF TUITION REIMBURSEMENT	20,000	
01-8060-501016-520700041	ADJUNCT TUITION REIMBURSEMENT	1,500	
01-8060-501016-520700040	FACULTY TUITION REIMBURSEMENT	40,000	
01-8060-501016-520700035	ADMIN TUITION REIMBURSEMENT	22,500	
01-8060-501016-520700030	TUITION WAIVER - STAFF DEPENDE	35,000	
01-8060-503025-520100145	EMPLOYEE MEDICAL CLAIMS DOCTOR	1,500,000	
01-8060-501016-520900065	SURS PENALTIES	25,000	
01-1010-101064-520900055	SURS .5% EMPLOYER CONTRIBUTION	780	
01-1010-101080-520100100	EMPLOYER GTL MEDICAL VISION	72,661	
01-1010-101052-520100100	EMPLOYER GTL MEDICAL VISION	41,710	
01-1010-101052-520900055	SURS .5% EMPLOYER CONTRIBUTION	1,307	
01-1010-101054-520100100	EMPLOYER GTL MEDICAL VISION	37,939	
01-1010-101054-520900055	SURS .5% EMPLOYER CONTRIBUTION	887	
01-1010-101056-520100100	EMPLOYER GTL MEDICAL VISION	61,324	
01-1010-101056-520900055	SURS .5% EMPLOYER CONTRIBUTION	2,993	
01-1010-101058-520100100	EMPLOYER GTL MEDICAL VISION	42,624	
01-1010-101058-520900055	SURS .5% EMPLOYER CONTRIBUTION	1,177	
01-1010-101060-520100100	EMPLOYER GTL MEDICAL VISION	25,790	
01-1010-101060-520900055	SURS .5% EMPLOYER CONTRIBUTION	923	
01-1010-101062-520100100	EMPLOYER GTL MEDICAL VISION	14,597	
01-1010-101044-520900055	SURS .5% EMPLOYER CONTRIBUTION	2,453	
01-1010-101064-520100100	EMPLOYER GTL MEDICAL VISION	36,194	
01-1010-101042-520900055	SURS .5% EMPLOYER CONTRIBUTION	1,942	
01-1010-101066-520100100	EMPLOYER GTL MEDICAL VISION	72,705	
01-1010-101066-520900055	SURS .5% EMPLOYER CONTRIBUTION	1,945	
01-1010-101068-520100100	EMPLOYER GTL MEDICAL VISION	77,778	
01-1010-101068-520900055	SURS .5% EMPLOYER CONTRIBUTION	1,485	
01-1010-101070-520100100	EMPLOYER GTL MEDICAL VISION	0	
01-1010-101070-520900055	SURS .5% EMPLOYER CONTRIBUTION	240	
01-1010-101072-520100100	EMPLOYER GTL MEDICAL VISION	45	
01-1010-101072-520900055	SURS .5% EMPLOYER CONTRIBUTION	692	
01-1010-101074-520100100	EMPLOYER GTL MEDICAL VISION	0	

Fd-Prog-Depart-Object	Description	Budget	Sub Total
01-1010-101074-520900055	SURS .5% EMPLOYER CONTRIBUTION	125	
01-1010-101076-520900055	SURS .5% EMPLOYER CONTRIBUTION	0	
01-1010-101078-520100100	EMPLOYER GTL MEDICAL VISION	51,432	
01-1010-101078-520900055	SURS .5% EMPLOYER CONTRIBUTION	1,419	
01-1010-101062-520900055	SURS .5% EMPLOYER CONTRIBUTION	631	
01-1010-101022-520900055	SURS .5% EMPLOYER CONTRIBUTION	1,470	
01-2080-201060-520900055	SURS .5% EMPLOYER CONTRIBUTION	0	
01-1010-101010-520100100	EMPLOYER GTL MEDICAL VISION	192,068	
01-1010-101010-520900055	SURS .5% EMPLOYER CONTRIBUTION	6,400	
01-1010-101012-520100100	EMPLOYER GTL MEDICAL VISION	66,006	
01-1010-101012-520900055	SURS .5% EMPLOYER CONTRIBUTION	874	
01-1010-101014-520100100	EMPLOYER GTL MEDICAL VISION	69,998	
01-1010-101014-520900055	SURS .5% EMPLOYER CONTRIBUTION	2,500	
01-1010-101016-520100100	EMPLOYER GTL MEDICAL VISION	71,713	
01-1010-101016-520900055	SURS .5% EMPLOYER CONTRIBUTION	3,527	
01-1010-101018-520100100	EMPLOYER GTL MEDICAL VISION	18,053	
01-1010-101018-520900055	SURS .5% EMPLOYER CONTRIBUTION	448	
01-1010-101020-520100100	EMPLOYER GTL MEDICAL VISION	15,438	
01-1010-101050-520900055	SURS .5% EMPLOYER CONTRIBUTION	112	
01-1010-101022-520100100	EMPLOYER GTL MEDICAL VISION	58,956	
01-1010-101046-520900055	SURS .5% EMPLOYER CONTRIBUTION	155	
01-1010-101024-520900055	SURS .5% EMPLOYER CONTRIBUTION	50	
01-1010-101026-520900055	SURS .5% EMPLOYER CONTRIBUTION	45	
01-1010-101028-520100100	EMPLOYER GTL MEDICAL VISION	25,994	
01-1010-101028-520900055	SURS .5% EMPLOYER CONTRIBUTION	869	
01-1010-101030-520100100	EMPLOYER GTL MEDICAL VISION	68,474	
01-1010-101030-520900055	SURS .5% EMPLOYER CONTRIBUTION	1,947	
01-1010-101036-520100100	EMPLOYER GTL MEDICAL VISION	39,712	
01-1010-101036-520900055	SURS .5% EMPLOYER CONTRIBUTION	2,533	
01-1010-101038-520100100	EMPLOYER GTL MEDICAL VISION	303,012	
01-1010-101038-520900055	SURS .5% EMPLOYER CONTRIBUTION	7,352	
01-1010-101040-520100100	EMPLOYER GTL MEDICAL VISION	229,771	
01-1010-101040-520900055	SURS .5% EMPLOYER CONTRIBUTION	5,285	
01-1010-101042-520100100	EMPLOYER GTL MEDICAL VISION	39,095	
01-1010-101020-520900055	SURS .5% EMPLOYER CONTRIBUTION	448	
01-1090-501016-520900055	SURS .5% EMPLOYER CONTRIBUTION	0	
01-1030-102050-520100100	EMPLOYER GTL MEDICAL VISION	15,728	
01-1030-102050-520900055	SURS .5% EMPLOYER CONTRIBUTION	847	
01-1030-103015-520100100	EMPLOYER GTL MEDICAL VISION	7,943	
01-1030-103015-520900055	SURS .5% EMPLOYER CONTRIBUTION	565	
01-1040-103010-520100100	EMPLOYER GTL MEDICAL VISION	90,681	
01-1040-103010-520900055	SURS .5% EMPLOYER CONTRIBUTION	3,679	
01-1040-103020-520100100	EMPLOYER GTL MEDICAL VISION	24,797	
01-1040-103020-520900055	SURS .5% EMPLOYER CONTRIBUTION	1,062	
01-1040-103025-520100100	EMPLOYER GTL MEDICAL VISION	270	
01-1040-103025-520900055	SURS .5% EMPLOYER CONTRIBUTION	887	
01-1040-103030-520100100	EMPLOYER GTL MEDICAL VISION	21,059	
01-1040-103030-520900055	SURS .5% EMPLOYER CONTRIBUTION	1,441	
01-1040-103040-520100100	EMPLOYER GTL MEDICAL VISION	60,783	

Fd-Prog-Depart-Object	Description	Budget	Sub Total
01-1030-102044-520900055	SURS .5% EMPLOYER CONTRIBUTION	1,049	
01-2020-201025-520900055	SURS .5% EMPLOYER CONTRIBUTION	1,043	
01-1010-101044-520100100	EMPLOYER GTL MEDICAL VISION	69,705	
01-2080-201060-520100100	EMPLOYER GTL MEDICAL VISION	0	
01-1010-101080-520900055	SURS .5% EMPLOYER CONTRIBUTION	1,950	
01-2080-201015-520100100	EMPLOYER GTL MEDICAL VISION	80,130	
01-2080-201010-520900055	SURS .5% EMPLOYER CONTRIBUTION	1,126	
01-1040-103040-520900055	SURS .5% EMPLOYER CONTRIBUTION	1,606	
01-2030-201048-520900055	SURS .5% EMPLOYER CONTRIBUTION	976	
01-1090-501016-520100100	EMPLOYER GTL MEDICAL VISION	0	
01-2030-201048-520100100	EMPLOYER GTL MEDICAL VISION	44,737	
01-2010-202015-520900055	SURS .5% EMPLOYER CONTRIBUTION	239	
01-2010-202015-520100100	EMPLOYER GTL MEDICAL VISION	20,494	
01-2010-202010-520900055	SURS .5% EMPLOYER CONTRIBUTION	1,851	
01-2010-202010-520100100	EMPLOYER GTL MEDICAL VISION	98,525	
01-2080-201015-520900055	SURS .5% EMPLOYER CONTRIBUTION	2,252	
01-2080-201010-520100100	EMPLOYER GTL MEDICAL VISION	85,369	
01-1020-102016-520900055	SURS .5% EMPLOYER CONTRIBUTION	2,059	
01-1030-102022-520900055	SURS .5% EMPLOYER CONTRIBUTION	1	
01-1030-102020-520900055	SURS .5% EMPLOYER CONTRIBUTION	958	
01-1030-102020-520100100	EMPLOYER GTL MEDICAL VISION	72,834	
01-1030-102018-520900055	SURS .5% EMPLOYER CONTRIBUTION	1,002	
01-1030-102018-520100100	EMPLOYER GTL MEDICAL VISION	33,939	
01-1030-102024-520100100	EMPLOYER GTL MEDICAL VISION	90	
01-1020-102019-520100100	EMPLOYER GTL MEDICAL VISION	7,943	
01-1020-102010-520100100	EMPLOYER GTL MEDICAL VISION	24,617	
01-1020-102016-520100100	EMPLOYER GTL MEDICAL VISION	54,044	
01-1020-102014-520900055	SURS .5% EMPLOYER CONTRIBUTION	258	
01-1020-102014-520100100	EMPLOYER GTL MEDICAL VISION	32,120	
01-1020-102010-520900055	SURS .5% EMPLOYER CONTRIBUTION	1,093	
01-1010-101086-520900055	SURS .5% EMPLOYER CONTRIBUTION	458	
01-1030-102044-520100100	EMPLOYER GTL MEDICAL VISION	41,801	
01-1020-102019-520900055	SURS .5% EMPLOYER CONTRIBUTION	643	
01-1030-102040-520100100	EMPLOYER GTL MEDICAL VISION	7,589	
01-1010-101086-520100100	EMPLOYER GTL MEDICAL VISION	0	
01-1030-102042-520900055	SURS .5% EMPLOYER CONTRIBUTION	50	
01-1030-102024-520900055	SURS .5% EMPLOYER CONTRIBUTION	1,926	
01-1030-102040-520900055	SURS .5% EMPLOYER CONTRIBUTION	1,292	
01-1030-102036-520900055	SURS .5% EMPLOYER CONTRIBUTION	1,383	
01-1030-102036-520100100	EMPLOYER GTL MEDICAL VISION	50,682	
01-1030-102034-520900055	SURS .5% EMPLOYER CONTRIBUTION	2,017	
01-1030-102034-520100100	EMPLOYER GTL MEDICAL VISION	16,994	
01-1030-102030-520900055	SURS .5% EMPLOYER CONTRIBUTION	1,176	
01-1030-102030-520100100	EMPLOYER GTL MEDICAL VISION	57,726	
01-1030-102026-520900055	SURS .5% EMPLOYER CONTRIBUTION	45	
01-1030-102026-520100100	EMPLOYER GTL MEDICAL VISION	0	
01-1030-102042-520100100	EMPLOYER GTL MEDICAL VISION	0	

TOTAL EMPLOYEE BENEFITS

32,399,884

Fd-Prog-Dept-Object	Description	Budget	Sub Total
Contractual Services			
01-8030-501032-530400010	CONTRACT MAINTENANCE SERVICES	500	
01-8010-501012-530900020	OTHER CONTRACTUAL SERVICES	12,500	
01-8010-501042-530200000	CONSULTANTS	20,000	
01-8020-501010-530400010	CONTRACT MAINTENANCE SERVICES	57,000	
01-8020-501010-530900020	OTHER CONTRACTUAL SERVICES	3,500	
01-8020-502010-530900020	OTHER CONTRACTUAL SERVICES	9,000	
01-8020-502025-530400010	CONTRACT MAINTENANCE SERVICES	800	
01-8020-502025-530900020	OTHER CONTRACTUAL SERVICES	5,000	
01-8020-502030-530400010	CONTRACT MAINTENANCE SERVICES	25,000	
01-8030-501022-530400010	CONTRACT MAINTENANCE SERVICES	5,000	
01-8030-501022-530900020	OTHER CONTRACTUAL SERVICES	47,500	
01-8010-501012-530200000	CONSULTANTS	12,500	
01-8030-501032-530400005	CONTRACTUAL SERVICES	60,000	
01-4010-401012-530900020	OTHER CONTRACTUAL SERVICES	20,407	
01-8030-501032-530200000	CONSULTANTS	10,000	
01-3040-302025-530900020	OTHER CONTRACTUAL SERVICES	13,200	
01-4040-404010-530900020	OTHER CONTRACTUAL SERVICES	10,000	
01-4030-401016-530200000	CONSULTANTS	15,782	
01-4010-401034-530900020	OTHER CONTRACTUAL SERVICES	2,600	
01-4010-401034-530600000	OFFICE SERVICES	0	
01-4010-401030-530900020	OTHER CONTRACTUAL SERVICES	6,000	
01-3090-303043-530900020	OTHER CONTRACTUAL SERVICES	2,699	
01-3080-303017-530900020	OTHER CONTRACTUAL SERVICES	4,498	
01-3060-303044-530900020	OTHER CONTRACTUAL SERVICES	2,000	
01-3060-303042-530900020	OTHER CONTRACTUAL SERVICES	40,000	
01-3060-303040-530900020	OTHER CONTRACTUAL SERVICES	900	
01-8030-501032-530600000	OFFICE SERVICES	1,200	
01-3060-303038-530900020	OTHER CONTRACTUAL SERVICES	13,000	
01-8070-506015-530900020	OTHER CONTRACTUAL SERVICES	10,000	
01-4010-401034-530400010	CONTRACT MAINTENANCE SERVICES	2,700	
01-8080-504030-530900020	OTHER CONTRACTUAL SERVICES	160,123	
01-3020-303070-530900020	OTHER CONTRACTUAL SERVICES	2,560	
01-8040-501036-530900020	OTHER CONTRACTUAL SERVICES	40,000	
01-8080-504030-530600000	OFFICE SERVICES	0	
01-8080-504030-530400010	CONTRACT MAINTENANCE SERVICES	137,748	
01-8080-504030-530200000	CONSULTANTS	0	
01-8080-504020-530900020	OTHER CONTRACTUAL SERVICES	142,000	
01-8080-504020-530400010	CONTRACT MAINTENANCE SERVICES	233,006	
01-8080-504020-530200000	CONSULTANTS	30,000	
01-8080-504015-530900020	OTHER CONTRACTUAL SERVICES	336,000	
01-8080-504015-530600000	OFFICE SERVICES	0	
01-8080-504015-530400010	CONTRACT MAINTENANCE SERVICES	424,567	
01-8080-504010-530900020	OTHER CONTRACTUAL SERVICES	1,188	
01-8080-504010-530600000	OFFICE SERVICES	0	
01-8070-506010-530400005	CONTRACTUAL SERVICES	10,000	
01-8060-501016-530500005	LEGAL NOTICES	1,200	
01-8040-503010-530200000	CONSULTANTS	15,000	
01-8040-503010-530900020	OTHER CONTRACTUAL SERVICES	75,000	

Fd-Prog-Depart-Object	Description	Budget	Sub Total
01-8050-501014-530900005	BOARD EXPENSE	10,000	
01-8060-501015-530400010	CONTRACT MAINTENANCE SERVICES	0	
01-8060-501015-530900020	OTHER CONTRACTUAL SERVICES	0	
01-8080-504010-530200000	CONSULTANTS	225,440	
01-8060-501016-530400010	CONTRACT MAINTENANCE SERVICES	10,000	
01-8070-506010-530900020	OTHER CONTRACTUAL SERVICES	10,500	
01-8060-501016-530500010	LEGAL RETAINER	125,000	
01-8060-501016-530900010	INSURANCE CONSULTANT	5,000	
01-8060-501016-530900020	OTHER CONTRACTUAL SERVICES	15,000	
01-8060-501016-530900021	CONT SERVICE OFFSET ALLOWANCE	-300,000	
01-8070-506010-530200000	CONSULTANTS	20,000	
01-8030-501032-530900020	OTHER CONTRACTUAL SERVICES	75,000	
01-8060-501016-530200000	CONSULTANTS	35,000	
01-1020-102010-530400005	CONTRACTUAL SERVICES	1,000	
01-1030-102030-530900020	OTHER CONTRACTUAL SERVICES	3,400	
01-1030-102030-530400010	CONTRACT MAINTENANCE SERVICES	1,000	
01-1030-102026-530900015	BACKGROUND CHECKS	3,150	
01-1030-102024-530900020	OTHER CONTRACTUAL SERVICES	500	
01-1030-102024-530900015	BACKGROUND CHECKS	4,000	
01-1030-102024-530400010	CONTRACT MAINTENANCE SERVICES	5,000	
01-1030-102022-530900020	OTHER CONTRACTUAL SERVICES	6,000	
01-1030-102022-530800000	INSTRUCTIONAL SERVICES	74,000	
01-1030-102020-530900020	OTHER CONTRACTUAL SERVICES	0	
01-1030-102020-530900015	BACKGROUND CHECKS	900	
01-1030-102020-530200000	CONSULTANTS	0	
01-1030-102018-530900020	OTHER CONTRACTUAL SERVICES	2,159	
01-1020-102016-530200000	CONSULTANTS	0	
01-1030-102034-530900020	OTHER CONTRACTUAL SERVICES	4,700	
01-1010-101022-530400010	CONTRACT MAINTENANCE SERVICES	1,349	
01-3020-303060-530400005	CONTRACTUAL SERVICES	2,000	
01-8040-503010-530400005	CONTRACTUAL SERVICES	30,000	
01-1010-101016-530400010	CONTRACT MAINTENANCE SERVICES	540	
01-1010-101016-530400015	COPIER LEASE MAINTENANCE SERV	180	
01-1010-101016-530900020	OTHER CONTRACTUAL SERVICES	1,799	
01-1020-102010-530900020	OTHER CONTRACTUAL SERVICES	0	
01-1010-101022-530200000	CONSULTANTS	5,398	
01-1020-102010-530400010	CONTRACT MAINTENANCE SERVICES	15,000	
01-1010-101040-530400010	CONTRACT MAINTENANCE SERVICES	6,000	
01-1010-101040-530900020	OTHER CONTRACTUAL SERVICES	16,000	
01-1010-101052-530200000	CONSULTANTS	3,500	
01-1010-101072-530900020	OTHER CONTRACTUAL SERVICES	0	
01-1010-101086-530900020	OTHER CONTRACTUAL SERVICES	0	
01-1010-101054-530900020	OTHER CONTRACTUAL SERVICES	150	
01-1010-101018-530200000	CONSULTANTS	10,796	
01-3020-303018-530600000	OFFICE SERVICES	3,150	
01-2020-201025-530900020	OTHER CONTRACTUAL SERVICES	12,145	
01-2080-201010-530200000	CONSULTANTS	10,000	
01-2080-201010-530900020	OTHER CONTRACTUAL SERVICES	37,500	
01-2080-201015-530900020	OTHER CONTRACTUAL SERVICES	88,500	

Fd-Prog-Depart-Object	Description	Budget	Sub Total
01-3010-302010-530900020	OTHER CONTRACTUAL SERVICES	2,000	
01-3020-302013-530900020	OTHER CONTRACTUAL SERVICES	0	
01-2010-202015-530800000	INSTRUCTIONAL SERVICES	540	
01-3020-303018-530400010	CONTRACT MAINTENANCE SERVICES	270	
01-3010-303016-530900020	OTHER CONTRACTUAL SERVICES	5,500	
01-3020-303018-530900020	OTHER CONTRACTUAL SERVICES	40,000	
01-1030-102036-530400010	CONTRACT MAINTENANCE SERVICES	0	
01-1010-101042-530900020	OTHER CONTRACTUAL SERVICES	5,000	
01-3020-303036-530900020	OTHER CONTRACTUAL SERVICES	65,000	
01-3020-303024-530900020	OTHER CONTRACTUAL SERVICES	20,000	
01-3020-303034-530900020	OTHER CONTRACTUAL SERVICES	36,500	
01-3020-302020-530900020	OTHER CONTRACTUAL SERVICES	0	
01-1040-103010-530900020	OTHER CONTRACTUAL SERVICES	7,045	
01-1030-102044-530900020	OTHER CONTRACTUAL SERVICES	0	
01-1030-102050-530400010	CONTRACT MAINTENANCE SERVICES	0	
01-3020-302015-530900020	OTHER CONTRACTUAL SERVICES	36,750	
01-1030-102040-530900020	OTHER CONTRACTUAL SERVICES	0	
01-1040-103040-530900020	OTHER CONTRACTUAL SERVICES	630	
01-1030-102050-530900020	OTHER CONTRACTUAL SERVICES	0	
01-1040-103010-530900015	BACKGROUND CHECKS	4,416	
01-1040-103020-530900015	BACKGROUND CHECKS	1,000	
01-1040-103025-530900015	BACKGROUND CHECKS	1,500	
01-1040-103030-530900020	OTHER CONTRACTUAL SERVICES	1,000	
01-1040-103030-530900015	BACKGROUND CHECKS	9,000	
01-1040-103020-530900020	OTHER CONTRACTUAL SERVICES	900	
01-1040-103025-530900020	OTHER CONTRACTUAL SERVICES	1,850	
01-1030-103015-530900015	BACKGROUND CHECKS	800	
TOTAL CONTRACTUAL SERVICES			2,842,135

Fd-Prog-Depart-Object	Description	Budget	Sub Total
Supplies			
01-1040-103025-540100905	SUPPLIES BOOKSTORE	600	
01-1040-103010-540200000	PRINTING	270	
01-1040-103025-540200000	PRINTING	250	
01-1040-103025-540700000	ADVERTISING	250	
01-1040-103010-540100905	SUPPLIES BOOKSTORE	180	
01-1040-103025-540100235	SUPPLIES - GENERAL	500	
01-1040-103030-540100100	OFFICE SUPPLIES	350	
01-1040-103020-540200000	PRINTING	300	
01-1040-103025-540600000	PUBLICATIONS & DUES	6,000	
01-1040-103030-540100235	SUPPLIES - GENERAL	3,000	
01-1040-103025-540100200	INSTRUCTIONAL SUPPLIES	500	
01-1040-103025-540100100	OFFICE SUPPLIES	200	
01-1040-103020-540600000	PUBLICATIONS & DUES	4,800	
01-1040-103020-540400100	AUDIO/VISUAL MATERIALS	500	
01-1040-103020-540100905	SUPPLIES BOOKSTORE	600	
01-1040-103020-540100235	SUPPLIES - GENERAL	500	
01-1040-103030-540100905	SUPPLIES BOOKSTORE	200	
01-2010-202015-540100100	OFFICE SUPPLIES	700	
01-1040-103020-540100100	OFFICE SUPPLIES	500	
01-1040-103010-540600000	PUBLICATIONS & DUES	11,000	
01-1040-103020-540400200	COMPUTER SOFTWARE	500	
01-2010-202010-540500005	BOOKS	12,000	
01-2020-201025-540100905	SUPPLIES BOOKSTORE	345	
01-2020-201025-540100100	OFFICE SUPPLIES	2,339	
01-1030-102030-540900000	OTHER MATERIALS & SUPPLIES	0	
01-1040-103010-540100235	SUPPLIES - GENERAL	19,000	
01-2020-201020-540100100	OFFICE SUPPLIES	0	
01-2010-202015-540600000	PUBLICATIONS & DUES	90	
01-2010-202015-540400300	POSTAGE	90	
01-2010-202015-540200000	PRINTING	45	
01-2010-202015-540100905	SUPPLIES BOOKSTORE	144	
01-2010-202010-540600005	CONTINUATIONS	5,000	
01-2010-202010-540600000	PUBLICATIONS & DUES	120,000	
01-1040-103030-540200000	PRINTING	100	
01-2010-202010-540400100	AUDIO/VISUAL MATERIALS	600	
01-2010-202010-540200000	PRINTING	200	
01-2010-202010-540100905	SUPPLIES BOOKSTORE	150	
01-2010-202010-540100100	OFFICE SUPPLIES	3,000	
01-1040-103040-540600000	PUBLICATIONS & DUES	225	
01-1040-103040-540400100	AUDIO/VISUAL MATERIALS	135	
01-1040-103040-540200000	PRINTING	250	
01-1040-103040-540100905	SUPPLIES BOOKSTORE	270	
01-1040-103040-540100235	SUPPLIES - GENERAL	1,907	
01-1040-103040-540100100	OFFICE SUPPLIES	0	
01-2010-202010-540600010	PERIODICALS	7,000	
01-1030-102030-540100200	INSTRUCTIONAL SUPPLIES	16,000	
01-1030-102036-540100905	SUPPLIES BOOKSTORE	100	
01-1030-102036-540100100	OFFICE SUPPLIES	1,500	

Fd-Prog-Depart-Object	Description	Budget	Sub Total
01-1030-102034-540400200	COMPUTER SOFTWARE	300	
01-1030-102034-540100905	SUPPLIES BOOKSTORE	200	
01-2020-201025-540200000	PRINTING	495	
01-1030-102034-540100100	OFFICE SUPPLIES	800	
01-1030-102030-540600000	PUBLICATIONS & DUES	300	
01-1030-102030-540400200	COMPUTER SOFTWARE	5,250	
01-1030-102030-540200000	PRINTING	135	
01-1030-102034-540100200	INSTRUCTIONAL SUPPLIES	5,800	
01-1030-102030-540100235	SUPPLIES - GENERAL	0	
01-1030-102040-540100100	OFFICE SUPPLIES	450	
01-1030-102030-540100100	OFFICE SUPPLIES	0	
01-1030-102026-540200000	PRINTING	25	
01-1030-102026-540100905	SUPPLIES BOOKSTORE	90	
01-1030-102026-540100100	OFFICE SUPPLIES	180	
01-1030-102024-540900000	OTHER MATERIALS & SUPPLIES	150	
01-1030-102024-540800015	CLOTHING PURCHASES	800	
01-1030-102024-540600000	PUBLICATIONS & DUES	3,000	
01-1030-102024-540200000	PRINTING	300	
01-1030-102024-540100905	SUPPLIES BOOKSTORE	100	
01-1030-102030-540100905	SUPPLIES BOOKSTORE	270	
01-1030-102044-540100905	SUPPLIES BOOKSTORE	50	
01-1030-103015-540700000	ADVERTISING	180	
01-1030-103015-540600000	PUBLICATIONS & DUES	6,500	
01-1030-103015-540400200	COMPUTER SOFTWARE	0	
01-1030-103015-540200000	PRINTING	100	
01-1030-103015-540100100	OFFICE SUPPLIES	200	
01-1030-102050-540400400	REPAIR MATERIALS & SUPPLIES	1,000	
01-1030-102050-540100235	SUPPLIES - GENERAL	1,500	
01-1030-102050-540100200	INSTRUCTIONAL SUPPLIES	40,000	
01-1030-102044-540800005	FOOD PURCHASES	500	
01-1030-102036-540400200	COMPUTER SOFTWARE	3,500	
01-1030-102044-540200000	PRINTING	300	
01-1030-102036-540600000	PUBLICATIONS & DUES	700	
01-1030-102044-540100100	OFFICE SUPPLIES	300	
01-1030-102042-540100200	INSTRUCTIONAL SUPPLIES	900	
01-1030-102042-540100100	OFFICE SUPPLIES	500	
01-1030-102040-540600000	PUBLICATIONS & DUES	100	
01-1030-102040-540400200	COMPUTER SOFTWARE	12,000	
01-1030-102040-540200000	PRINTING	0	
01-1030-102040-540100905	SUPPLIES BOOKSTORE	250	
01-1030-102040-540100235	SUPPLIES - GENERAL	0	
01-1030-102040-540100200	INSTRUCTIONAL SUPPLIES	8,000	
01-1040-103010-540100100	OFFICE SUPPLIES	900	
01-1030-102044-540600000	PUBLICATIONS & DUES	700	
01-3020-303018-540100905	SUPPLIES BOOKSTORE	150	
01-3020-303034-540200000	PRINTING	300	
01-3020-303034-540100905	SUPPLIES BOOKSTORE	463	
01-3020-303034-540100100	OFFICE SUPPLIES	500	
01-3020-303024-540800005	FOOD PURCHASES	0	

Fd-Prog-Depart-Object	Description	Budget	Sub Total
01-3020-303024-540200000	PRINTING	200	
01-3020-303024-540100905	SUPPLIES BOOKSTORE	45	
01-3020-303024-540100100	OFFICE SUPPLIES	150	
01-3020-303018-540600000	PUBLICATIONS & DUES	300	
01-3020-303018-540400300	POSTAGE	50	
01-3020-302015-540200000	PRINTING	270	
01-3020-303018-540200000	PRINTING	1,250	
01-3020-303060-540100100	OFFICE SUPPLIES	1,000	
01-3020-303018-540100215	SUPPLIES - TESTING	450	
01-3020-303018-540100100	OFFICE SUPPLIES	5,500	
01-3020-302020-540800005	FOOD PURCHASES	300	
01-3020-302020-540600000	PUBLICATIONS & DUES	450	
01-3020-302020-540200000	PRINTING	675	
01-3020-302020-540100905	SUPPLIES BOOKSTORE	400	
01-3020-302020-540100100	OFFICE SUPPLIES	3,000	
01-3020-302015-540600000	PUBLICATIONS & DUES	2,036	
01-3010-302010-540400300	POSTAGE	1,000	
01-3020-303018-540400200	COMPUTER SOFTWARE	1,889	
01-3020-303070-540800005	FOOD PURCHASES	1,500	
01-1010-101042-540100905	SUPPLIES BOOKSTORE	100	
01-1030-102024-540100235	SUPPLIES - GENERAL	5,000	
01-3060-303038-540100100	OFFICE SUPPLIES	2,800	
01-3060-303030-540200000	PRINTING	100	
01-3060-303030-540100905	SUPPLIES BOOKSTORE	100	
01-3060-303030-540100100	OFFICE SUPPLIES	150	
01-3040-302025-540600000	PUBLICATIONS & DUES	4,800	
01-3040-302025-540400300	POSTAGE	100	
01-3040-302025-540200000	PRINTING	500	
01-3020-303034-540600000	PUBLICATIONS & DUES	1,361	
01-3040-302025-540100100	OFFICE SUPPLIES	1,000	
01-3020-303034-540900000	OTHER MATERIALS & SUPPLIES	5,715	
01-3020-303070-540600000	PUBLICATIONS & DUES	800	
01-3020-303070-540200000	PRINTING	270	
01-3020-303070-540100905	SUPPLIES BOOKSTORE	100	
01-3020-303070-540100100	OFFICE SUPPLIES	100	
01-3020-303060-540900000	OTHER MATERIALS & SUPPLIES	3,200	
01-3020-303060-540800005	FOOD PURCHASES	4,000	
01-3020-303060-540600000	PUBLICATIONS & DUES	150	
01-3020-303060-540200000	PRINTING	500	
01-3020-303060-540100905	SUPPLIES BOOKSTORE	500	
01-3020-302015-540100905	SUPPLIES BOOKSTORE	315	
01-3040-302025-540100905	SUPPLIES BOOKSTORE	1,200	
01-2080-201010-540100200	INSTRUCTIONAL SUPPLIES	45,000	
01-2080-201018-540100100	OFFICE SUPPLIES	2,500	
01-2080-201015-540800005	FOOD PURCHASES	900	
01-2080-201015-540600000	PUBLICATIONS & DUES	1,649	
01-2080-201015-540200000	PRINTING	9,684	
01-2080-201015-540100905	SUPPLIES BOOKSTORE	1,523	
01-2080-201015-540100100	OFFICE SUPPLIES	1,170	

Fd-Prog-Depart-Object	Description	Budget	Sub Total
01-2080-201010-540900000	OTHER MATERIALS & SUPPLIES	0	
01-2080-201010-540800005	FOOD PURCHASES	0	
01-2080-201010-540400200	COMPUTER SOFTWARE	2,500	
01-3020-302015-540400200	COMPUTER SOFTWARE	226	
01-2080-201010-540100905	SUPPLIES BOOKSTORE	2,500	
01-2080-201018-540400200	COMPUTER SOFTWARE	1,000	
01-2080-201010-540100100	OFFICE SUPPLIES	35,000	
01-2030-201048-540800005	FOOD PURCHASES	5,000	
01-2030-201048-540600000	PUBLICATIONS & DUES	1,500	
01-2030-201048-540400200	COMPUTER SOFTWARE	10,000	
01-2030-201048-540400105	TELECOURSE FEES	10,000	
01-2030-201048-540200000	PRINTING	90	
01-2030-201048-540100905	SUPPLIES BOOKSTORE	0	
01-2030-201048-540100200	INSTRUCTIONAL SUPPLIES	2,000	
01-2030-201048-540100100	OFFICE SUPPLIES	400	
01-2080-201010-540200000	PRINTING	400	
01-3010-302016-540800005	FOOD PURCHASES	510	
01-3020-302015-540100100	OFFICE SUPPLIES	5,183	
01-3020-302013-540600000	PUBLICATIONS & DUES	0	
01-3020-302013-540200000	PRINTING	0	
01-3020-302013-540100905	SUPPLIES BOOKSTORE	0	
01-3020-302013-540100100	OFFICE SUPPLIES	0	
01-3010-303016-540800005	FOOD PURCHASES	5,998	
01-3010-303016-540600000	PUBLICATIONS & DUES	360	
01-3010-303016-540400300	POSTAGE	200	
01-3010-303016-540200000	PRINTING	2,900	
01-2080-201018-540100905	SUPPLIES BOOKSTORE	150	
01-3010-303016-540100100	OFFICE SUPPLIES	10,535	
01-2080-201018-540200000	PRINTING	150	
01-3010-302016-540200000	PRINTING	200	
01-3010-302016-540100235	SUPPLIES - GENERAL	200	
01-3010-302010-540800005	FOOD PURCHASES	3,750	
01-3010-302010-540600000	PUBLICATIONS & DUES	1,250	
01-3010-302010-540200000	PRINTING	5,500	
01-3060-303038-540100905	SUPPLIES BOOKSTORE	500	
01-3010-302010-540100905	SUPPLIES BOOKSTORE	450	
01-3010-302010-540100100	OFFICE SUPPLIES	12,500	
01-2080-201018-540600000	PUBLICATIONS & DUES	2,000	
01-2020-201025-540600000	PUBLICATIONS & DUES	900	
01-3010-303016-540100905	SUPPLIES BOOKSTORE	150	
01-1010-101040-540100200	INSTRUCTIONAL SUPPLIES	0	
01-1010-101056-540600000	PUBLICATIONS & DUES	250	
01-1010-101046-540100100	OFFICE SUPPLIES	100	
01-1010-101044-540200000	PRINTING	115	
01-1010-101044-540100905	SUPPLIES BOOKSTORE	200	
01-1010-101042-540200000	PRINTING	100	
01-1010-101042-540100235	SUPPLIES - GENERAL	16,000	
01-1010-101042-540100200	INSTRUCTIONAL SUPPLIES	250	
01-1010-101040-540600000	PUBLICATIONS & DUES	300	

Fd-Prog-Depart-Object	Description	Budget	Sub Total
01-1010-101040-540200000	PRINTING	50	
01-1010-101046-540100905	SUPPLIES BOOKSTORE	50	
01-1010-101040-540100235	SUPPLIES - GENERAL	80,000	
01-1010-101050-540100100	OFFICE SUPPLIES	50	
01-1010-101040-540100100	OFFICE SUPPLIES	350	
01-1010-101038-540600000	PUBLICATIONS & DUES	360	
01-1010-101038-540100200	INSTRUCTIONAL SUPPLIES	50	
01-1010-101038-540100100	OFFICE SUPPLIES	750	
01-1010-101036-540600000	PUBLICATIONS & DUES	1,799	
01-1010-101036-540400200	COMPUTER SOFTWARE	1,799	
01-1010-101036-540200000	PRINTING	90	
01-1010-101036-540100905	SUPPLIES BOOKSTORE	45	
01-1010-101036-540100100	OFFICE SUPPLIES	2,000	
01-1010-101040-540100905	SUPPLIES BOOKSTORE	300	
01-1010-101052-540100245	SUPPLIES - PLANT SCIENCE LAB	1,100	
01-1010-101044-540100235	SUPPLIES - GENERAL	15,000	
01-1010-101056-540100905	SUPPLIES BOOKSTORE	605	
01-1010-101056-540100100	OFFICE SUPPLIES	450	
01-1010-101054-540600000	PUBLICATIONS & DUES	100	
01-1010-101054-540200000	PRINTING	70	
01-1010-101054-540100905	SUPPLIES BOOKSTORE	500	
01-1010-101054-540100235	SUPPLIES - GENERAL	2,000	
01-1010-101054-540100100	OFFICE SUPPLIES	3,000	
01-1010-101053-540200000	PRINTING	0	
01-1010-101046-540100235	SUPPLIES - GENERAL	10,000	
01-1010-101052-540100256	SUPPLIES-HORT CHARGEBACKS	0	
01-1010-101034-540100905	SUPPLIES BOOKSTORE	75	
01-1010-101052-540100240	SUPPLIES - PLANT SCIENCE	0	
01-1010-101052-540100235	SUPPLIES - GENERAL	3,500	
01-1010-101052-540100225	SUPPLIES - GREENHOUSE	30,000	
01-1010-101052-540100220	SUPPLIES - FLORAL DESIGN	35,000	
01-1010-101052-540100200	INSTRUCTIONAL SUPPLIES	7,500	
01-1010-101052-540100100	OFFICE SUPPLIES	275	
01-1010-101050-540200000	PRINTING	75	
01-1010-101050-540100905	SUPPLIES BOOKSTORE	50	
01-1010-101050-540100235	SUPPLIES - GENERAL	1,000	
01-1010-101052-540200000	PRINTING	225	
01-1010-101014-540200000	PRINTING	180	
01-1010-101018-540100100	OFFICE SUPPLIES	7,332	
01-1010-101016-540800005	FOOD PURCHASES	75	
01-1010-101016-540600000	PUBLICATIONS & DUES	135	
01-1010-101016-540400200	COMPUTER SOFTWARE	200	
01-1010-101016-540400100	AUDIO/VISUAL MATERIALS	900	
01-1010-101016-540200000	PRINTING	810	
01-1010-101016-540100905	SUPPLIES BOOKSTORE	360	
01-1010-101016-540100250	SUPPLIES - PHO/ART INK	30,588	
01-1010-101016-540100200	INSTRUCTIONAL SUPPLIES	6,500	
01-1010-101034-540700000	ADVERTISING	250	
01-1010-101014-540600000	PUBLICATIONS & DUES	180	

Fd-Prog-Depart-Object	Description	Budget	Sub Total
01-1010-101020-540100100	OFFICE SUPPLIES	9,626	
01-1010-101014-540100905	SUPPLIES BOOKSTORE	90	
01-1010-101014-540100100	OFFICE SUPPLIES	180	
01-1010-101012-540200000	PRINTING	50	
01-1010-101012-540100905	SUPPLIES BOOKSTORE	72	
01-1010-101012-540100100	OFFICE SUPPLIES	72	
01-1010-101010-540200000	PRINTING	45	
01-1010-101010-540100905	SUPPLIES BOOKSTORE	135	
01-1010-101010-540100100	OFFICE SUPPLIES	450	
01-3060-303038-540800005	FOOD PURCHASES	9,500	
01-1010-101016-540100100	OFFICE SUPPLIES	20,692	
01-1010-101024-540200000	PRINTING	25	
01-1010-101058-540100100	OFFICE SUPPLIES	25	
01-1010-101034-540100100	OFFICE SUPPLIES	100	
01-1010-101030-540600000	PUBLICATIONS & DUES	450	
01-1010-101030-540200000	PRINTING	25	
01-1010-101030-540100905	SUPPLIES BOOKSTORE	135	
01-1010-101030-540100100	OFFICE SUPPLIES	135	
01-1010-101028-540400100	AUDIO/VISUAL MATERIALS	72	
01-1010-101028-540200000	PRINTING	40	
01-1010-101028-540100905	SUPPLIES BOOKSTORE	72	
01-1010-101018-540100905	SUPPLIES BOOKSTORE	45	
01-1010-101026-540100100	OFFICE SUPPLIES	45	
01-1010-101018-540200000	PRINTING	200	
01-1010-101024-540100100	OFFICE SUPPLIES	45	
01-1010-101022-540400200	COMPUTER SOFTWARE	1,349	
01-1010-101022-540200000	PRINTING	81	
01-1010-101022-540100905	SUPPLIES BOOKSTORE	81	
01-1010-101022-540100200	INSTRUCTIONAL SUPPLIES	0	
01-1010-101022-540100100	OFFICE SUPPLIES	4,498	
01-1010-101020-540400200	COMPUTER SOFTWARE	450	
01-1010-101020-540200000	PRINTING	45	
01-1010-101020-540100250	SUPPLIES - PHO/ART INK	4,948	
01-1010-101034-540200000	PRINTING	250	
01-1010-101028-540100100	OFFICE SUPPLIES	116	
01-1020-102010-540100905	SUPPLIES BOOKSTORE	200	
01-1010-101056-540200000	PRINTING	60	
01-1020-102014-540100905	SUPPLIES BOOKSTORE	250	
01-1020-102014-540100100	OFFICE SUPPLIES	1,000	
01-1020-102011-540800005	FOOD PURCHASES	11,000	
01-1020-102011-540200000	PRINTING	75	
01-1020-102011-540100235	SUPPLIES - GENERAL	1,000	
01-1020-102010-540800015	CLOTHING PURCHASES	2,500	
01-1020-102010-540800005	FOOD PURCHASES	50,000	
01-1020-102010-540700000	ADVERTISING	1,000	
01-1020-102016-540100100	OFFICE SUPPLIES	2,500	
01-1020-102010-540200000	PRINTING	500	
01-1020-102016-540100905	SUPPLIES BOOKSTORE	150	
01-1020-102010-540100235	SUPPLIES - GENERAL	0	

Fd-Prog-Depart-Object	Description	Budget	Sub Total
01-1020-102010-540100200	INSTRUCTIONAL SUPPLIES	14,000	
01-1020-102010-540100100	OFFICE SUPPLIES	400	
01-1010-101084-540600000	PUBLICATIONS & DUES	0	
01-1010-101084-540200000	PRINTING	0	
01-1010-101084-540100905	SUPPLIES BOOKSTORE	0	
01-1010-101084-540100100	OFFICE SUPPLIES	0	
01-1010-101080-540700000	ADVERTISING	90	
01-1010-101080-540600000	PUBLICATIONS & DUES	350	
01-1020-102010-540400400	REPAIR MATERIALS & SUPPLIES	0	
01-1020-102019-540700000	ADVERTISING	450	
01-1030-102022-540600000	PUBLICATIONS & DUES	2,024	
01-1030-102022-540200000	PRINTING	90	
01-1030-102022-540100905	SUPPLIES BOOKSTORE	180	
01-1030-102022-540100100	OFFICE SUPPLIES	700	
01-1030-102020-540200000	PRINTING	25	
01-1030-102020-540100905	SUPPLIES BOOKSTORE	100	
01-1030-102020-540100200	INSTRUCTIONAL SUPPLIES	540	
01-1030-102020-540100100	OFFICE SUPPLIES	100	
01-1030-102018-540200000	PRINTING	90	
01-1020-102014-540200000	PRINTING	250	
01-1030-102018-540100100	OFFICE SUPPLIES	180	
01-1010-101080-540100200	INSTRUCTIONAL SUPPLIES	3,600	
01-1020-102019-540600000	PUBLICATIONS & DUES	625	
01-1020-102019-540400200	COMPUTER SOFTWARE	8,000	
01-1020-102019-540200000	PRINTING	250	
01-1020-102019-540100905	SUPPLIES BOOKSTORE	180	
01-1020-102019-540100100	OFFICE SUPPLIES	300	
01-1020-102016-540900000	OTHER MATERIALS & SUPPLIES	5,000	
01-1020-102016-540600000	PUBLICATIONS & DUES	2,000	
01-1020-102016-540400200	COMPUTER SOFTWARE	10,000	
01-1020-102016-540200000	PRINTING	150	
01-1030-102018-540100905	SUPPLIES BOOKSTORE	135	
01-1010-101062-540100100	OFFICE SUPPLIES	90	
01-1010-101066-540600000	PUBLICATIONS & DUES	2,020	
01-1010-101066-540200000	PRINTING	90	
01-1010-101066-540100905	SUPPLIES BOOKSTORE	162	
01-1010-101066-540100100	OFFICE SUPPLIES	135	
01-1010-101064-540200000	PRINTING	25	
01-1010-101064-540100905	SUPPLIES BOOKSTORE	100	
01-1010-101064-540100200	INSTRUCTIONAL SUPPLIES	400	
01-1010-101064-540100100	OFFICE SUPPLIES	25	
01-1010-101062-540600000	PUBLICATIONS & DUES	202	
01-1010-101080-540200000	PRINTING	700	
01-1010-101062-540100905	SUPPLIES BOOKSTORE	80	
01-1010-101068-540600000	PUBLICATIONS & DUES	0	
01-1010-101060-540600000	PUBLICATIONS & DUES	90	
01-1010-101060-540400100	AUDIO/VISUAL MATERIALS	45	
01-1010-101060-540200000	PRINTING	25	
01-1010-101060-540100905	SUPPLIES BOOKSTORE	80	

Fd-Prog-Depart-Object	Description	Budget	Sub Total
01-1010-101060-540100100	OFFICE SUPPLIES	90	
01-1010-101058-540900000	OTHER MATERIALS & SUPPLIES	400	
01-1010-101058-540200000	PRINTING	25	
01-1010-101058-540100905	SUPPLIES BOOKSTORE	150	
01-1010-101058-540100200	INSTRUCTIONAL SUPPLIES	50	
01-1010-101062-540400100	AUDIO/VISUAL MATERIALS	40	
01-1010-101074-540100200	INSTRUCTIONAL SUPPLIES	3,840	
01-1030-102024-540100100	OFFICE SUPPLIES	500	
01-1010-101080-540100100	OFFICE SUPPLIES	225	
01-1010-101078-540600000	PUBLICATIONS & DUES	900	
01-1010-101078-540200000	PRINTING	200	
01-1010-101078-540100905	SUPPLIES BOOKSTORE	150	
01-1010-101078-540100235	SUPPLIES - GENERAL	100	
01-1010-101078-540100200	INSTRUCTIONAL SUPPLIES	2,600	
01-1010-101078-540100100	OFFICE SUPPLIES	200	
01-1010-101074-540700000	ADVERTISING	100	
01-1010-101068-540100200	INSTRUCTIONAL SUPPLIES	36,150	
01-1010-101074-540100905	SUPPLIES BOOKSTORE	0	
01-1010-101068-540200000	PRINTING	500	
01-1010-101074-540100100	OFFICE SUPPLIES	200	
01-1010-101072-540700000	ADVERTISING	275	
01-1010-101072-540400200	COMPUTER SOFTWARE	3,500	
01-1010-101072-540200000	PRINTING	300	
01-1010-101072-540100200	INSTRUCTIONAL SUPPLIES	4,756	
01-1010-101072-540100100	OFFICE SUPPLIES	100	
01-1010-101070-540100905	SUPPLIES BOOKSTORE	100	
01-1010-101070-540100200	INSTRUCTIONAL SUPPLIES	7,152	
01-1010-101070-540100100	OFFICE SUPPLIES	800	
01-1010-101080-540100905	SUPPLIES BOOKSTORE	350	
01-1010-101074-540200000	PRINTING	100	
01-8040-501036-540600000	PUBLICATIONS & DUES	2,000	
01-8020-502025-540100905	SUPPLIES BOOKSTORE	50	
01-8030-501032-540400200	COMPUTER SOFTWARE	7,500	
01-8030-501032-540400300	POSTAGE	60,000	
01-8030-501032-540600000	PUBLICATIONS & DUES	1,000	
01-8030-501032-540700000	ADVERTISING	125,000	
01-8030-501032-540700005	PHOTOGRAPHY EXPENSE	27,500	
01-8040-501036-540100100	OFFICE SUPPLIES	11,000	
01-8030-501032-540200020	PRINTING - NON-CREDIT DIVISION	10,000	
01-8040-501036-540200000	PRINTING	50	
01-8030-501032-540200015	PRINTING - COLLEGE CATALOG	15,000	
01-8040-501036-540900000	OTHER MATERIALS & SUPPLIES	8,000	
01-8040-503010-540100100	OFFICE SUPPLIES	5,000	
01-8040-503010-540100500	ACCOMODATION SUPPLI	1,000	
01-8040-503010-540100905	SUPPLIES BOOKSTORE	4,000	
01-8040-503010-540200000	PRINTING	750	
01-8040-503010-540400200	COMPUTER SOFTWARE	10,000	
01-8040-503010-540400205	SOFTWARE PURCHASES	65,000	
01-8040-501036-540100905	SUPPLIES BOOKSTORE	150	

Fd-Prog-Depart-Object	Description	Budget	Sub Total
01-8030-501022-540100905	SUPPLIES BOOKSTORE	250	
01-8020-502025-540200000	PRINTING	500	
01-8020-502025-540400200	COMPUTER SOFTWARE	3,000	
01-8020-502025-540400300	POSTAGE	50	
01-8020-502025-540600000	PUBLICATIONS & DUES	4,000	
01-8020-502030-540100100	OFFICE SUPPLIES	3,000	
01-8020-502030-540100905	SUPPLIES BOOKSTORE	50	
01-8020-502030-540400300	POSTAGE	90	
01-8030-501032-540200025	PRINTING-INSTITUTIONAL	72,500	
01-8030-501022-540100100	OFFICE SUPPLIES	450	
01-8040-503010-540900000	OTHER MATERIALS & SUPPLIES	11,500	
01-8030-501022-540200000	PRINTING	15,000	
01-8030-501022-540400300	POSTAGE	1,500	
01-8030-501022-540600000	PUBLICATIONS & DUES	500	
01-8030-501032-540100100	OFFICE SUPPLIES	6,500	
01-8030-501032-540100905	SUPPLIES BOOKSTORE	5,000	
01-8030-501032-540200000	PRINTING	0	
01-8030-501032-540200010	PRINTING - NON-CREDIT SCHEDULE	38,000	
01-8020-502030-540600000	PUBLICATIONS & DUES	1,000	
01-8080-504020-540100905	SUPPLIES BOOKSTORE	300	
01-8070-506015-540200000	PRINTING	20	
01-8070-506015-540400200	COMPUTER SOFTWARE	500	
01-8070-506015-540600000	PUBLICATIONS & DUES	150	
01-8080-504010-540100100	OFFICE SUPPLIES	5,000	
01-8080-504010-540400200	COMPUTER SOFTWARE	0	
01-8080-504010-540600000	PUBLICATIONS & DUES	2,170	
01-8080-504015-540100100	OFFICE SUPPLIES	0	
01-8040-503010-540400300	POSTAGE	750	
01-8080-504020-540100100	OFFICE SUPPLIES	46,875	
01-8070-506010-540900000	OTHER MATERIALS & SUPPLIES	1,000	
01-8080-504020-540400200	COMPUTER SOFTWARE	414,874	
01-8080-504020-540600000	PUBLICATIONS & DUES	500	
01-8080-504030-540100100	OFFICE SUPPLIES	50,000	
01-8080-504030-540100905	SUPPLIES BOOKSTORE	50	
01-8080-504030-540200000	PRINTING	0	
01-8080-504030-540400200	COMPUTER SOFTWARE	169,000	
01-3060-303038-540600000	PUBLICATIONS & DUES	1,000	
01-8080-504015-540400200	COMPUTER SOFTWARE	107,089	
01-8060-501016-540400900	ACCOUNTS PAYABLE DISCOUNT	0	
01-8060-501016-540400200	COMPUTER SOFTWARE	10,000	
01-8050-501014-540100100	OFFICE SUPPLIES	500	
01-8050-501014-540200000	PRINTING	250	
01-8050-501014-540400300	POSTAGE	100	
01-8060-501015-540400200	COMPUTER SOFTWARE	0	
01-8060-501015-540900000	OTHER MATERIALS & SUPPLIES	0	
01-8060-501016-540100100	OFFICE SUPPLIES	20,000	
01-8070-506015-540100100	OFFICE SUPPLIES	500	
01-8060-501016-540200000	PRINTING	50	
01-8070-506012-540600000	PUBLICATIONS & DUES	7,200	

Fd-Prog-Depart-Object	Description	Budget	Sub Total
01-8060-501016-540800005	FOOD PURCHASES	1,000	
01-8070-506010-540100100	OFFICE SUPPLIES	2,750	
01-8070-506010-540100905	SUPPLIES BOOKSTORE	1,500	
01-8070-506010-540200000	PRINTING	5,000	
01-8070-506010-540400200	COMPUTER SOFTWARE	1,500	
01-8070-506010-540600000	PUBLICATIONS & DUES	2,500	
01-8070-506010-540800005	FOOD PURCHASES	20,000	
01-8040-503010-540600000	PUBLICATIONS & DUES	6,500	
01-8060-501016-540100101	SUPPLIES OFFSET ALLOWANCE	-200,000	
01-4010-401012-540200000	PRINTING	1,000	
01-3080-303017-540800005	FOOD PURCHASES	8,097	
01-3090-303043-540100100	OFFICE SUPPLIES	500	
01-3090-303043-540100905	SUPPLIES BOOKSTORE	100	
01-3090-303043-540200000	PRINTING	200	
01-3090-303043-540600000	PUBLICATIONS & DUES	360	
01-3090-303043-540800005	FOOD PURCHASES	2,000	
01-4010-401012-540100100	OFFICE SUPPLIES	2,000	
01-4010-401034-540100235	SUPPLIES - GENERAL	5,200	
01-4010-401012-540100905	SUPPLIES BOOKSTORE	400	
01-3080-303017-540100235	SUPPLIES - GENERAL	360	
01-4010-401012-540400300	POSTAGE	100	
01-4010-401030-540100100	OFFICE SUPPLIES	1,000	
01-4010-401030-540100200	INSTRUCTIONAL SUPPLIES	11,000	
01-4010-401030-540700000	ADVERTISING	1,000	
01-4010-401030-540800005	FOOD PURCHASES	300	
01-4010-401032-540100905	SUPPLIES BOOKSTORE	18,000	
01-4010-401034-540100100	OFFICE SUPPLIES	2,000	
01-4010-401012-540100200	INSTRUCTIONAL SUPPLIES	1,500	
01-3060-303042-540100100	OFFICE SUPPLIES	13,944	
01-8060-501016-540600000	PUBLICATIONS & DUES	45,000	
01-8020-502025-540100100	OFFICE SUPPLIES	2,250	
01-3060-303038-540200000	PRINTING	1,000	
01-3060-303039-540100100	OFFICE SUPPLIES	300	
01-3060-303039-540100905	SUPPLIES BOOKSTORE	0	
01-3060-303039-540200000	PRINTING	50	
01-3060-303039-540600000	PUBLICATIONS & DUES	0	
01-3080-303017-540200000	PRINTING	323	
01-3060-303040-540200000	PRINTING	5,398	
01-3080-303017-540100905	SUPPLIES BOOKSTORE	3,023	
01-3060-303042-540100905	SUPPLIES BOOKSTORE	2,849	
01-3060-303042-540200000	PRINTING	1,170	
01-3060-303042-540600000	PUBLICATIONS & DUES	5,098	
01-3060-303042-540800005	FOOD PURCHASES	22,898	
01-3060-303044-540100100	OFFICE SUPPLIES	500	
01-3060-303044-540800005	FOOD PURCHASES	1,024	
01-3080-303017-540100100	OFFICE SUPPLIES	1,979	
01-3060-303046-540100100	OFFICE SUPPLIES	800	
01-3060-303039-540800005	FOOD PURCHASES	650	
01-8020-502010-540100100	OFFICE SUPPLIES	450	

Fd-Prog-Depart-Object	Description	Budget	Sub Total
01-8020-501010-540200000	PRINTING	25,000	
01-8020-501010-540400200	COMPUTER SOFTWARE	1,200	
01-8020-501020-540100100	OFFICE SUPPLIES	300	
01-8020-501020-540200000	PRINTING	100	
01-8020-501020-540400300	POSTAGE	100	
01-8020-501020-540600000	PUBLICATIONS & DUES	2,000	
01-8020-501028-540100100	OFFICE SUPPLIES	0	
01-8020-501010-540100905	SUPPLIES BOOKSTORE	250	
01-8020-501028-540600000	PUBLICATIONS & DUES	100	
01-8020-501028-540100905	SUPPLIES BOOKSTORE	0	
01-8020-502010-540100905	SUPPLIES BOOKSTORE	25	
01-8020-502015-540100100	OFFICE SUPPLIES	5,000	
01-8020-502015-540100905	SUPPLIES BOOKSTORE	50	
01-8020-502015-540200000	PRINTING	100	
01-4010-401034-540100905	SUPPLIES BOOKSTORE	50	
01-3060-303044-540600000	PUBLICATIONS & DUES	300	
01-8020-502015-540400200	COMPUTER SOFTWARE	0	
01-8020-502015-540600000	PUBLICATIONS & DUES	250	
01-8020-501028-540400300	POSTAGE	57,215	
01-4040-404010-540700000	ADVERTISING	5,000	
01-4010-401034-540200000	PRINTING	50	
01-4010-401034-540600000	PUBLICATIONS & DUES	420	
01-8020-501028-540400305	U. P. S.	15,000	
01-8020-501010-540100155	COPY CENTER CHARGEBACKS	0	
01-4030-401016-540600000	PUBLICATIONS & DUES	1,500	
01-4040-404010-540100100	OFFICE SUPPLIES	2,500	
01-4040-404010-540200000	PRINTING	5,000	
01-4010-401034-540400200	COMPUTER SOFTWARE	0	
01-4040-404010-540600000	PUBLICATIONS & DUES	3,500	
01-4030-401016-540200000	PRINTING	848	
01-4040-404010-540900000	OTHER MATERIALS & SUPPLIES	3,000	
01-8020-501010-540100100	OFFICE SUPPLIES	42,000	
01-8010-501012-540100100	OFFICE SUPPLIES	2,500	
01-8010-501012-540100905	SUPPLIES BOOKSTORE	250	
01-8010-501012-540200000	PRINTING	500	
01-8010-501012-540400300	POSTAGE	250	
01-8010-501012-540600000	PUBLICATIONS & DUES	2,000	
01-8010-501012-540500005	BOOKS	200	
TOTAL SUPPLIES			2,600,434

Fd-Prog-Dept-Object	Description	Budget	Sub Total
Travel			
01-4040-404010-550100005	MEETING EXPENSE IN-DISTRICT	225	
01-8010-501012-550200005	IN DISTRICT TRAVEL	400	
01-8010-501012-550100005	MEETING EXPENSE IN-DISTRICT	600	
01-4040-404010-550900015	OTHER CONF & MTG EXP	675	
01-4030-401016-550900015	OTHER CONF & MTG EXP	1,770	
01-4010-401012-550200010	OUT OF DISTRICT TRAVEL	269	
01-4010-401034-550900015	OTHER CONF & MTG EXP	100	
01-4010-401012-550400010	RECRUITMENT - BACKGROUND CHECK	180	
01-4010-401030-550200005	IN DISTRICT TRAVEL	180	
01-4030-401016-550200005	IN DISTRICT TRAVEL	500	
01-4040-404010-550200010	OUT OF DISTRICT TRAVEL	675	
01-8010-501012-550200010	OUT OF DISTRICT TRAVEL	4,000	
01-8010-501012-550900015	OTHER CONF & MTG EXP	2,000	
01-8020-501020-550100005	MEETING EXPENSE IN-DISTRICT	75	
01-8020-501020-550200005	IN DISTRICT TRAVEL	100	
01-8020-501020-550200010	OUT OF DISTRICT TRAVEL	2,500	
01-8020-501020-550900015	OTHER CONF & MTG EXP	6,750	
01-8020-501028-550100005	MEETING EXPENSE IN-DISTRICT	50	
01-8020-502010-550900015	OTHER CONF & MTG EXP	225	
01-4010-401012-550200005	IN DISTRICT TRAVEL	90	
01-3020-303060-550900015	OTHER CONF & MTG EXP	250	
01-8020-502010-550200010	OUT OF DISTRICT TRAVEL	0	
01-8020-501028-550200005	IN DISTRICT TRAVEL	75	
01-8020-501028-550900015	OTHER CONF & MTG EXP	75	
01-8020-501020-550900005	STAFF DEVELOPMENT	10,000	
01-3060-303030-550900015	OTHER CONF & MTG EXP	2,500	
01-3020-303024-550900025	JOB/COLLEGE FAIR	3,000	
01-3020-303034-550100005	MEETING EXPENSE IN-DISTRICT	600	
01-8080-504010-550100005	MEETING EXPENSE IN-DISTRICT	22	
01-8020-502015-550200010	OUT OF DISTRICT TRAVEL	0	
01-3020-303034-550200010	OUT OF DISTRICT TRAVEL	750	
01-3020-303034-550900015	OTHER CONF & MTG EXP	1,200	
01-3020-303060-550100005	MEETING EXPENSE IN-DISTRICT	50	
01-3020-303070-550100005	MEETING EXPENSE IN-DISTRICT	81	
01-3040-302025-550200005	IN DISTRICT TRAVEL	50	
01-3040-302025-550200010	OUT OF DISTRICT TRAVEL	1,500	
01-3020-303070-550200005	IN DISTRICT TRAVEL	68	
01-3060-303030-550200010	OUT OF DISTRICT TRAVEL	8,000	
01-4010-401012-550100005	MEETING EXPENSE IN-DISTRICT	90	
01-3060-303038-550100005	MEETING EXPENSE IN-DISTRICT	90	
01-3060-303038-550200005	IN DISTRICT TRAVEL	108	
01-3060-303039-550200005	IN DISTRICT TRAVEL	45	
01-3060-303042-550100005	MEETING EXPENSE IN-DISTRICT	2,621	
01-3060-303042-550200005	IN DISTRICT TRAVEL	81	
01-3060-303042-550200010	OUT OF DISTRICT TRAVEL	3,230	
01-3060-303042-550900015	OTHER CONF & MTG EXP	3,634	
01-3060-303044-550100005	MEETING EXPENSE IN-DISTRICT	182	
01-3060-303044-550200010	OUT OF DISTRICT TRAVEL	898	

Fd-Prog-Depart-Object	Description	Budget	Sub Total
01-3060-303044-550900015	OTHER CONF & MTG EXP	898	
01-3040-302025-550900015	OTHER CONF & MTG EXP	500	
01-8080-504010-550200005	IN DISTRICT TRAVEL	22	
01-8070-506015-550200010	OUT OF DISTRICT TRAVEL	675	
01-8050-501014-550900015	OTHER CONF & MTG EXP	2,000	
01-8060-501015-550200010	OUT OF DISTRICT TRAVEL	0	
01-8060-501016-550100005	MEETING EXPENSE IN-DISTRICT	5,000	
01-8060-501016-550100010	CHAMBER MEETING EXPENSE IN-DIS	1,250	
01-8060-501016-550200010	OUT OF DISTRICT TRAVEL	27,500	
01-8060-501016-550200011	TRAVEL OFFSET ALLOWANCE	-50,000	
01-8070-506010-550100005	MEETING EXPENSE IN-DISTRICT	5,000	
01-8070-506010-550200005	IN DISTRICT TRAVEL	500	
01-8070-506010-550200010	OUT OF DISTRICT TRAVEL	10,000	
01-8050-501014-550100005	MEETING EXPENSE IN-DISTRICT	500	
01-8070-506015-550900015	OTHER CONF & MTG EXP	300	
01-8040-503010-550900015	OTHER CONF & MTG EXP	3,000	
01-8080-504010-550200010	OUT OF DISTRICT TRAVEL	100	
01-8080-504010-550900015	OTHER CONF & MTG EXP	500	
01-8080-504015-550200010	OUT OF DISTRICT TRAVEL	0	
01-8080-504020-550200005	IN DISTRICT TRAVEL	216	
01-8080-504020-550200010	OUT OF DISTRICT TRAVEL	3,262	
01-8080-504020-550900015	OTHER CONF & MTG EXP	43,100	
01-8080-504030-550200005	IN DISTRICT TRAVEL	90	
01-8080-504030-550900015	OTHER CONF & MTG EXP	500	
01-3020-303024-550200005	IN DISTRICT TRAVEL	200	
01-8030-501022-550900015	OTHER CONF & MTG EXP	1,750	
01-8070-506010-550900015	OTHER CONF & MTG EXP	15,000	
01-8030-501032-550900015	OTHER CONF & MTG EXP	5,500	
01-8020-502025-550100005	MEETING EXPENSE IN-DISTRICT	224	
01-8020-502025-550200010	OUT OF DISTRICT TRAVEL	750	
01-8020-502025-550900015	OTHER CONF & MTG EXP	250	
01-8020-502030-550100005	MEETING EXPENSE IN-DISTRICT	150	
01-8020-502030-550200010	OUT OF DISTRICT TRAVEL	150	
01-8020-502030-550900015	OTHER CONF & MTG EXP	75	
01-8030-501022-550100005	MEETING EXPENSE IN-DISTRICT	2,500	
01-8030-501022-550100010	CHAMBER MEETING EXPENSE IN-DIS	150	
01-8030-501022-550200005	IN DISTRICT TRAVEL	125	
01-8030-501022-550200010	OUT OF DISTRICT TRAVEL	1,500	
01-8050-501014-550200010	OUT OF DISTRICT TRAVEL	3,000	
01-8030-501032-550200010	OUT OF DISTRICT TRAVEL	2,000	
01-8020-502015-550900015	OTHER CONF & MTG EXP	900	
01-8040-501036-550100005	MEETING EXPENSE IN-DISTRICT	300	
01-8040-501036-550200005	IN DISTRICT TRAVEL	150	
01-8040-501036-550200010	OUT OF DISTRICT TRAVEL	2,000	
01-8040-501036-550900015	OTHER CONF & MTG EXP	2,000	
01-8040-503010-550100005	MEETING EXPENSE IN-DISTRICT	15,000	
01-8040-503010-550200005	IN DISTRICT TRAVEL	500	
01-8040-503010-550200010	OUT OF DISTRICT TRAVEL	3,500	
01-8040-503010-550400000	RECRUITMENT	40,000	

Fd-Prog-Depart-Object	Description	Budget	Sub Total
01-8040-503010-550400010	RECRUITMENT - BACKGROUND CHECK	5,000	
01-8040-503010-550400015	RELOCATION/MOVING EXPENSES	5,000	
01-8030-501032-550100005	MEETING EXPENSE IN-DISTRICT	750	
01-1010-101010-550900015	OTHER CONF & MTG EXP	200	
01-1010-101080-550100005	MEETING EXPENSE IN-DISTRICT	180	
01-1010-101084-550100005	MEETING EXPENSE IN-DISTRICT	0	
01-1010-101084-550200010	OUT OF DISTRICT TRAVEL	0	
01-1010-101084-550900015	OTHER CONF & MTG EXP	0	
01-1020-102014-550100005	MEETING EXPENSE IN-DISTRICT	2,000	
01-1020-102014-550900015	OTHER CONF & MTG EXP	200	
01-1020-102016-550100005	MEETING EXPENSE IN-DISTRICT	449	
01-1020-102016-550200005	IN DISTRICT TRAVEL	90	
01-1020-102016-550200010	OUT OF DISTRICT TRAVEL	2,000	
01-1020-102016-550900015	OTHER CONF & MTG EXP	898	
01-1030-102040-550100005	MEETING EXPENSE IN-DISTRICT	80	
01-1020-102019-550900015	OTHER CONF & MTG EXP	404	
01-1010-101060-550200005	IN DISTRICT TRAVEL	32	
01-1030-102018-550100005	MEETING EXPENSE IN-DISTRICT	202	
01-1030-102018-550200005	IN DISTRICT TRAVEL	40	
01-1030-102018-550900015	OTHER CONF & MTG EXP	202	
01-1030-102020-550100005	MEETING EXPENSE IN-DISTRICT	202	
01-1030-102022-550100005	MEETING EXPENSE IN-DISTRICT	90	
01-1030-102024-550100005	MEETING EXPENSE IN-DISTRICT	600	
01-1030-102024-550900010	VEHICLE EXPENSE	6,500	
01-1030-102030-550100005	MEETING EXPENSE IN-DISTRICT	359	
01-1030-102030-550200005	IN DISTRICT TRAVEL	36	
01-1030-102030-550900015	OTHER CONF & MTG EXP	50	
01-1020-102019-550100005	MEETING EXPENSE IN-DISTRICT	81	
01-1010-101040-550200005	IN DISTRICT TRAVEL	300	
01-8030-501032-550200005	IN DISTRICT TRAVEL	150	
01-1010-101014-550900020	FORENSICS	6,000	
01-1010-101022-550100005	MEETING EXPENSE IN-DISTRICT	277	
01-1010-101022-550900010	VEHICLE EXPENSE	582	
01-1010-101034-550100005	MEETING EXPENSE IN-DISTRICT	718	
01-1010-101034-550200010	OUT OF DISTRICT TRAVEL	0	
01-3020-303018-550900015	OTHER CONF & MTG EXP	75	
01-1010-101036-550100005	MEETING EXPENSE IN-DISTRICT	424	
01-1010-101036-550200010	OUT OF DISTRICT TRAVEL	4,000	
01-1010-101036-550900015	OTHER CONF & MTG EXP	808	
01-1010-101078-550100005	MEETING EXPENSE IN-DISTRICT	242	
01-1010-101038-550900015	OTHER CONF & MTG EXP	450	
01-1010-101072-550100005	MEETING EXPENSE IN-DISTRICT	175	
01-1010-101040-550200010	OUT OF DISTRICT TRAVEL	300	
01-1010-101042-550200005	IN DISTRICT TRAVEL	200	
01-1010-101042-550200010	OUT OF DISTRICT TRAVEL	200	
01-1010-101052-550100005	MEETING EXPENSE IN-DISTRICT	250	
01-1010-101052-550200005	IN DISTRICT TRAVEL	50	
01-1010-101052-550900015	OTHER CONF & MTG EXP	200	
01-1010-101054-550100005	MEETING EXPENSE IN-DISTRICT	400	

Fd-Prog-Depart-Object	Description	Budget	Sub Total
01-1010-101054-550200010	OUT OF DISTRICT TRAVEL	1,300	
01-1010-101054-550900015	OTHER CONF & MTG EXP	500	
01-1010-101058-550900015	OTHER CONF & MTG EXP	150	
01-1010-101036-550200005	IN DISTRICT TRAVEL	404	
01-1010-101038-550100005	MEETING EXPENSE IN-DISTRICT	400	
01-3010-303016-550200005	IN DISTRICT TRAVEL	22	
01-2080-201010-550900015	OTHER CONF & MTG EXP	3,500	
01-2080-201015-550100005	MEETING EXPENSE IN-DISTRICT	224	
01-2080-201015-550200005	IN DISTRICT TRAVEL	0	
01-2080-201015-550900015	OTHER CONF & MTG EXP	1,058	
01-2080-201018-550200005	IN DISTRICT TRAVEL	449	
01-2080-201018-550200010	OUT OF DISTRICT TRAVEL	4,937	
01-2080-201018-550900015	OTHER CONF & MTG EXP	808	
01-3010-302010-550100005	MEETING EXPENSE IN-DISTRICT	2,500	
01-3010-302010-550200005	IN DISTRICT TRAVEL	2,000	
01-3010-302010-550200010	OUT OF DISTRICT TRAVEL	500	
01-2080-201010-550200010	OUT OF DISTRICT TRAVEL	3,000	
01-3010-303016-550100005	MEETING EXPENSE IN-DISTRICT	22	
01-2080-201015-550200010	OUT OF DISTRICT TRAVEL	13,464	
01-3010-303016-550900015	OTHER CONF & MTG EXP	336	
01-3020-302013-550900015	OTHER CONF & MTG EXP	0	
01-3020-302015-550100005	MEETING EXPENSE IN-DISTRICT	0	
01-3020-302015-550200005	IN DISTRICT TRAVEL	0	
01-3020-302020-550100005	MEETING EXPENSE IN-DISTRICT	81	
01-3020-302020-550900015	OTHER CONF & MTG EXP	2,022	
01-3020-303018-550100005	MEETING EXPENSE IN-DISTRICT	50	
01-3020-303018-550200005	IN DISTRICT TRAVEL	200	
01-1010-101034-550900015	OTHER CONF & MTG EXP	800	
01-1030-102044-550100005	MEETING EXPENSE IN-DISTRICT	50	
01-3010-302016-550200010	OUT OF DISTRICT TRAVEL	1,000	
01-1040-103020-550900015	OTHER CONF & MTG EXP	200	
01-1030-102044-550200005	IN DISTRICT TRAVEL	300	
01-1030-102044-550900015	OTHER CONF & MTG EXP	1,800	
01-1030-102050-550200005	IN DISTRICT TRAVEL	500	
01-1030-103015-550100005	MEETING EXPENSE IN-DISTRICT	180	
01-1040-103010-550100005	MEETING EXPENSE IN-DISTRICT	242	
01-1040-103010-550200010	OUT OF DISTRICT TRAVEL	300	
01-1040-103020-550100005	MEETING EXPENSE IN-DISTRICT	250	
01-1040-103020-550200005	IN DISTRICT TRAVEL	300	
01-2080-201018-550100005	MEETING EXPENSE IN-DISTRICT	202	
01-1040-103020-550200010	OUT OF DISTRICT TRAVEL	700	
01-2080-201010-550200005	IN DISTRICT TRAVEL	135	
01-1040-103025-550100005	MEETING EXPENSE IN-DISTRICT	250	
01-1040-103025-550900015	OTHER CONF & MTG EXP	1,000	
01-2020-201025-550900015	OTHER CONF & MTG EXP	1,042	
01-2080-201010-550100005	MEETING EXPENSE IN-DISTRICT	2,000	
01-2030-201048-550900015	OTHER CONF & MTG EXP	808	
01-2030-201048-550200010	OUT OF DISTRICT TRAVEL	2,000	
01-3020-303018-550200010	OUT OF DISTRICT TRAVEL	200	

Fd-Prog-Depart-Object	Description	Budget	Sub Total
01-2020-201025-550200010	OUT OF DISTRICT TRAVEL	808	
01-1040-103040-550900015	OTHER CONF & MTG EXP	485	
01-2010-202015-550100005	MEETING EXPENSE IN-DISTRICT	147	
01-2010-202010-550900015	OTHER CONF & MTG EXP	300	
01-2010-202010-550100005	MEETING EXPENSE IN-DISTRICT	200	
01-2020-201025-550100005	MEETING EXPENSE IN-DISTRICT	552	
01-1040-103040-550100005	MEETING EXPENSE IN-DISTRICT	97	
TOTAL TRAVEL			309,372
Fixed Charges			
01-4040-404010-560200000	RENTAL - EQUIPMENT	0	
01-8020-501028-560600000	LEASE PRINCIPAL RETIREMENTS	20,000	
01-8030-501022-560100200	MCC CONF CTR RENTAL	150	
01-8060-501016-560200000	RENTAL - EQUIPMENT	0	
01-8060-501016-560600000	LEASE PRINCIPAL RETIREMENTS	1,000,000	
01-8060-501016-560900065	INSURANCE DEDUCTABLES	20,000	
01-8060-501016-560900060	GENERAL INSURANCE	150,043	
01-8080-504010-560100200	MCC CONF CTR RENTAL	0	
01-8060-501016-560900010	EXISTING COMPUTER LEASES	50,000	
01-4040-404010-560100200	MCC CONF CTR RENTAL	200	
01-8060-501016-560900050	BOND PRINCIPAL	235,000	
01-2080-201018-560100200	MCC CONF CTR RENTAL	350	
01-1030-102050-560100000	RENTAL - FACILITIES	30,000	
01-1030-102024-560100200	MCC CONF CTR RENTAL	140	
01-1030-102024-560100000	RENTAL - FACILITIES	0	
01-1020-102016-560100200	MCC CONF CTR RENTAL	500	
01-1010-101084-560100200	MCC CONF CTR RENTAL	0	
01-1010-101052-560100200	MCC CONF CTR RENTAL	75	
01-1010-101036-560100200	MCC CONF CTR RENTAL	350	
01-1010-101022-560100000	RENTAL - FACILITIES	700	
01-1010-101016-560100000	RENTAL - FACILITIES	5,000	
01-8060-501016-560900055	INTEREST EXPENSE	26,789	
01-3020-303034-560100200	MCC CONF CTR RENTAL	50	
TOTAL FIXED CHARGES			1,539,347
Utilities			
01-1030-102050-570900000	UTILITIES - GENERAL	4,000	
01-8080-504030-570500000	TELEPHONE	60,000	
01-8080-504020-570500000	TELEPHONE	154,639	
01-8060-501016-570500000	TELEPHONE	35,000	
01-8020-501028-570500000	TELEPHONE	1,000	
01-8040-501036-570500000	TELEPHONE	3,036	
TOTAL UTILITIES			257,675

Fd-Prog-Dept-Object	Description	Budget	Sub Total
Capital Outlay			
01-8030-501032-580900000	OTHER CAPITAL OUTLAY	6,500	
01-2080-201018-580900000	OTHER CAPITAL OUTLAY	120,000	
01-8080-504030-580900000	OTHER CAPITAL OUTLAY	80,000	
01-8080-504020-580500000	EQUIPMENT - OFFICE	146,000	
01-8080-504010-580500000	EQUIPMENT - OFFICE	7,500	
01-8060-501016-580900060	BUILDING IMPROVEMENTS	40,000	
01-8060-501016-580500000	EQUIPMENT - OFFICE	40,000	
01-8040-503010-580900000	OTHER CAPITAL OUTLAY	10,000	
01-1010-101016-580600000	EQUIPMENT - INSTRUCTIONAL	0	
01-8020-501010-580500000	EQUIPMENT - OFFICE	0	
01-2080-201010-580600000	EQUIPMENT - INSTRUCTIONAL	175,000	
01-2030-201048-580900000	OTHER CAPITAL OUTLAY	29,664	
01-1030-102030-580900000	OTHER CAPITAL OUTLAY	227,075	
01-1020-102016-580600000	EQUIPMENT - INSTRUCTIONAL	25,000	
01-8030-501032-580500000	EQUIPMENT - OFFICE	5,000	
01-8020-501010-580600005	REPL EQUIP--INSTRUCTIONAL	5,000	
TOTAL CAPITAL OUTLAY			916,739
Other			
01-8060-501016-590900008	TUITION WAIVERS CULINARY MGMT	5,000	
01-8060-501016-590900054	PERM ART COLLECTION	6,500	
01-8060-501016-590900070	CORPORATE SPONSORSHIPS	10,000	
01-8060-501016-590900080	TAX ABATEMENTS	1,000	
01-8060-501016-590900085	REAL ESTATE TAXES	0	
01-8060-501016-590900090	BANK/CREDIT CRD/HIGHER ONE FEE	255,000	
01-8060-501016-590900200	INDIRECT COSTS ALLOCATION	-30,000	
01-9030-000000-590100320	WAIVER - EXCEPT. TO REFUND POL	80,000	
01-8090-000000-590400005	FINANCIAL CHARGES/ADJUSTMENTS	10,000	
01-8090-000000-590400010	FEE LOSS/UNCOLLECTABLE	1,000	
01-8090-000000-590400030	DEBT FORGIVENESS	2,500	
01-2080-201010-590900010	TUITION REFUNDS	2,000	
01-8060-501016-590900007	TUITION WAIVERS SENIOR CITIZEN	65,000	
01-8070-506010-590900070	CORPORATE SPONSORSHIPS	5,000	
01-8060-501016-590900002	TUITION WAIVERS INSTITUTIONAL	50,000	
01-8060-501016-590900000	OTHER EXPENDITURES	10,000	
01-8060-501016-590400025	BAD DEBT EXPENSES	145,000	
01-8040-503010-590900100	REWARDS AND RECOGNITION	50,000	
01-8030-501022-590900058	GRADUATION	7,500	
01-8010-501012-590900000	OTHER EXPENDITURES	2,500	
01-4040-404010-590900070	CORPORATE SPONSORSHIPS	1,000	
01-2080-201015-590900058	GRADUATION	45,000	
01-1030-102024-590900010	TUITION REFUNDS	12,000	
01-1020-102011-590400010	FEE LOSS/UNCOLLECTABLE	0	
01-1010-101084-590900010	TUITION REFUNDS	0	
01-3060-303030-590900012	PHI THETA KAPPA	500	
01-8060-501016-590900004	TUITION WAIVERS STUDENT LIFE	180,000	
TOTAL OTHER			916,500

Fd-Prog-Depart-Object	Description	Budget	Sub Total
Contingency			
01-8060-501016-600000005	CONTINGENCY INSTITUTION	100,000	
TOTAL CONTINGENCY			100,000
Transfers			
01-8060-501016-710200010	TRANSFER TO AUX FUND	230,279	
01-8060-501016-710200050	TRANSFER	300,000	
TOTAL TRANSFERS			530,279
TOTAL EDUCATION FUND			-1,069,992

Fd-Prog-Dept-Object	Description	Budget	Sub Total
OPERATIONS AND MAINTENANCE FUND			
Local Government			
02-0000-000000-410100105	REAL ESTATE TAXES	-2,355,204	
02-0000-000000-410350000	CPPRT	-390,870	
TOTAL LOCAL GOVERNMENT			-2,746,074
State Government			
02-0000-000000-420100100	BASE OPERATING GRANTS	-873,171	
TOTAL STATE GOVERNMENT			-873,171
Student Tuition and Fees			
02-0000-000000-440100100	TUITION-IN DISTRICT	-1,520,542	
02-0000-000000-440100200	TUITION-OUT OF DISTRICT	-27,976	
02-0000-000000-440100300	TUITION-OUT OF STATE	-4,428	
02-0000-000000-440100400	TUITION-INTERNATIONAL STUDENTS	-901	
TOTAL STUDENT TUITION AND FEES			-1,553,847
Investment Revenue			
02-0000-000000-470900006	CHANGE IN FAIR VALUE OF INVEST	-11,616	
02-0000-000000-470900007	INVESTMENT TRANSACTION FEES	992	
TOTAL INVESTMENT REVENUE			-10,624
Other Sources			
02-0000-000000-490100100	CAMPUS SAFETY COURT FEES/FINES	-1,000	
02-0000-000000-490900050	OTHER MISC INCOME	-35,000	
TOTAL OTHER SOURCES			-36,000
Salaries			
02-7010-505015-510200200	PT PROF/TECHNICAL STAFF	34,579	
02-7030-505055-510200100	FT PROF/TECH STAFF	92,034	
02-7030-505035-510600110	FT SERVICE STAFF	82,937	
02-7010-505015-510200100	FT PROF/TECH STAFF	306,250	
02-7030-505055-510100100	FT ADMINISTRATIVE STAFF	127,061	
TOTAL SALARIES			642,861
Employee Benefits			
02-7030-505055-520100100	EMPLOYER GTL MEDICAL VISION	60,528	
02-7030-505035-520900055	SURS .5% EMPLOYER CONTRIBUTION	415	
02-7030-505035-520100100	EMPLOYER GTL MEDICAL VISION	8,075	
02-7010-505015-520900055	SURS .5% EMPLOYER CONTRIBUTION	1,704	
02-7010-505015-520100100	EMPLOYER GTL MEDICAL VISION	77,806	
02-7030-505055-520900055	SURS .5% EMPLOYER CONTRIBUTION	1,095	
TOTAL EMPLOYEE BENEFITS			149,623

Fd-Prog-Dept-Object	Description	Budget	Sub Total
Contractual Services			
02-7030-505055-530900020	OTHER CONTRACTUAL SERVICES	80,000	
02-7030-505035-530400010	CONTRACT MAINTENANCE SERVICES	125,000	
02-7090-505050-530900020	OTHER CONTRACTUAL SERVICES	109,975	
02-7030-505036-530900020	OTHER CONTRACTUAL SERVICES	48,000	
02-7030-505036-530400010	CONTRACT MAINTENANCE SERVICES	61,170	
02-7030-505035-530900030	REFUSE REMOVAL	21,000	
02-7030-505035-530900025	SNOW REMOVAL	225,000	
02-7030-505035-530900020	OTHER CONTRACTUAL SERVICES	25,000	
02-7020-505030-530900025	SNOW REMOVAL	15,000	
02-7020-505030-530900020	OTHER CONTRACTUAL SERVICES	4,500	
02-7020-505030-530400010	CONTRACT MAINTENANCE SERVICES	19,610	
02-7020-505025-530900020	OTHER CONTRACTUAL SERVICES	6,500	
02-7020-505025-530400010	CONTRACT MAINTENANCE SERVICES	1,000,000	
02-7010-505015-530400010	CONTRACT MAINTENANCE SERVICES	208,000	
02-7010-505060-530900020	OTHER CONTRACTUAL SERVICES	26,000	
02-8060-501058-530900020	OTHER CONTRACTUAL SERVICES	674	
02-7020-505030-530900030	REFUSE REMOVAL	5,200	
TOTAL CONTRACTUAL SERVICES			1,980,629
Supplies			
02-7090-505050-540900000	OTHER MATERIALS & SUPPLIES	50,000	
02-7030-505035-540100400	MAINTENANCE SUPPLIES	13,000	
02-7030-505035-540400400	REPAIR MATERIALS & SUPPLIES	6,000	
02-7030-505055-540100100	OFFICE SUPPLIES	900	
02-7030-505055-540600000	PUBLICATIONS & DUES	900	
02-7090-505050-540100100	OFFICE SUPPLIES	150,000	
02-7030-505035-540100100	OFFICE SUPPLIES	750	
02-7090-505050-540400400	REPAIR MATERIALS & SUPPLIES	125,000	
02-7010-505015-540600000	PUBLICATIONS & DUES	1,200	
02-7090-505050-540100400	MAINTENANCE SUPPLIES	17,000	
02-7020-505030-540100400	MAINTENANCE SUPPLIES	10,000	
02-7010-505060-540400400	REPAIR MATERIALS & SUPPLIES	35,000	
02-7010-505015-540400400	REPAIR MATERIALS & SUPPLIES	262,000	
02-7010-505015-540400300	POSTAGE	45	
02-7010-505015-540400200	COMPUTER SOFTWARE	10,000	
02-7010-505015-540200000	PRINTING	100	
02-7010-505015-540100905	SUPPLIES BOOKSTORE	90	
02-7010-505015-540100100	OFFICE SUPPLIES	2,500	
02-7020-505025-540100400	MAINTENANCE SUPPLIES	450	
TOTAL SUPPLIES			684,935

Fd-Prog-Dept-Object	Description	Budget	Sub Total
Travel			
02-7030-505035-550900010	VEHICLE EXPENSE	7,000	
02-7010-505015-550900015	OTHER CONF & MTG EXP	400	
02-7050-505040-550900010	VEHICLE EXPENSE	13,500	
02-7030-505055-550900015	OTHER CONF & MTG EXP	800	
02-7010-505015-550100005	MEETING EXPENSE IN-DISTRICT	200	
02-7010-505015-550200010	OUT OF DISTRICT TRAVEL	825	
02-7010-505015-550200005	IN DISTRICT TRAVEL	135	
02-7030-505055-550200010	OUT OF DISTRICT TRAVEL	800	
TOTAL TRAVEL			23,660
Fixed Charges			
02-7010-505015-560200000	RENTAL - EQUIPMENT	10,000	
02-7030-505035-560200000	RENTAL - EQUIPMENT	7,500	
02-7050-505040-560900005	VEHICLE LEASE	31,500	
02-7090-505050-560200000	RENTAL - EQUIPMENT	3,000	
TOTAL FIXED CHARGES			52,000
Utilities			
02-7020-505030-570300000	ELECTRICITY	11,000	
02-7060-505045-570400000	WATER/SEWAGE	55,000	
02-7060-505045-570300000	ELECTRICITY	700,000	
02-7060-505045-570100000	GAS	185,000	
02-7020-505030-570400000	WATER/SEWAGE	1,000	
02-7020-505030-570100000	GAS	4,000	
02-7030-505055-570500000	TELEPHONE	7,000	
TOTAL UTILITIES			963,000
Capital Outlay			
02-7090-505050-580200000	SITE IMPROVEMENTS	63,000	
02-7090-505050-580900060	BUILDING IMPROVEMENTS	0	
02-8060-501058-580300000	BUILDINGS - NEW	0	
02-7090-505050-580900007	ARCHITECTUAL SERVICES	0	
02-7090-505050-580700000	EQUIPMENT - SERVICE	0	
02-7030-505035-580700000	EQUIPMENT - SERVICE	65,000	
02-7030-505035-580200000	SITE IMPROVEMENTS	0	
02-7010-505060-580900007	ARCHITECTUAL SERVICES	65,000	
02-7010-505060-580700005	REPL EQUIP - SERVICE	600,000	
02-7030-505036-580700000	EQUIPMENT - SERVICE	0	
TOTAL CAPITAL OUTLAY			793,000
Transfers			
02-7090-505050-710200005	RESERVE TRANSFER	1,000,000	
TOTAL TRANSFERS			1,000,000
TOTAL OPERATIONS AND MAINTENANCE FUND			1,069,992

Fd-Prog-Dept-Object	Description	Budget	Sub Total
OPERATIONS AND MAINTENANCE RESTRICTED FUND			
State Government			
03-0000-000000-420900000	REVENUE STATE SOURCES - OTHER	-19,658,987	
03-0000-000000-420900015	CDB GRANT - GREENHOUSE	0	
03-0000-000000-420900020	CDB GRANT - PUMPHOUSE	0	
TOTAL STATE GOVERNMENT			-19,658,987
Student Tuition and Fees			
03-0000-000000-440200030	INFRASTRUCTURE FEE	-79,133	
TOTAL STUDENT TUITION AND FEES			-79,133
Investment Revenue			
03-0000-000000-470900006	CHANGE IN FAIR VALUE OF INVEST	-63,011	
03-0000-000000-470900007	INVESTMENT TRANSACTION FEES	5,381	
TOTAL INVESTMENT REVENUE			-57,630
Non Governmental Gifts			
03-0000-000000-480900003	GIFT MCC FOUNDATION	-2,500,000	
TOTAL NON GOVERNMENTAL GIFTS			-2,500,000
Other Sources			
03-0000-000000-490900100	PROCEEDS FROM CAPITAL LEASE	-1,000,000	
TOTAL OTHER SOURCES			-1,000,000
Contractual Services			
03-8020-501030-530400010	CONTRACT MAINTENANCE SERVICES	30,000	
03-8020-501030-530900020	OTHER CONTRACTUAL SERVICES	75,000	
TOTAL CONTRACTUAL SERVICES			105,000
Utilities			
03-8060-899999-579999999			
TOTAL UTILITIES			
Capital Outlay			
03-8020-501030-580900000	OTHER CAPITAL OUTLAY	31,279,791	
03-8020-501030-580900010	SITE IMPROVEMENT	125,834	
03-8020-501030-580900020	CDB GRANT - GREENHOUSE	0	
03-8020-501030-580900025	CDB GRANT - PUMPHOUSE	0	
03-8020-501054-580500000	EQUIPMENT - OFFICE	1,000,000	
TOTAL CAPITAL OUTLAY			32,405,625
Transfers			
03-0000-000000-720200200	TRANSFER - IN	-1,300,000	
TOTAL TRANSFERS			-1,300,000
TOTAL OPERATIONS AND MAINTENANCE RESTRICTED FUND			7,914,875

Fd-Prog-Depart-Object	Description	Budget	Sub Total
BOND AND INTEREST FUND			
Student Tuition and Fees			
04-0000-000000-440200030	INFRASTRUCTURE FEE	-738,579	
TOTAL STUDENT TUITION AND FEES			-738,579
Fixed Charges			
04-8060-501017-560900055	INTEREST EXPENSE	277,800	
04-8060-501017-560900050	BOND PRINCIPAL	345,000	
TOTAL FIXED CHARGES			622,800
TOTAL BOND AND INTEREST FUND			-115,779

Fd-Prog-Dept-Object	Description	Budget	Sub Total
AUXILIARY FUND			
Student Tuition and Fees			
05-0000-000000-440100400	TUITION-INTERNATIONAL STUDENTS	-2,130	
05-0000-000000-440200200	APPLICATION FEE	-433	
05-0000-201045-440100120	ONLINE-TUITION & FEES	-500	
05-0000-000000-440100100	TUITION-IN DISTRICT	-783,146	
05-0000-000000-440100200	TUITION-OUT OF DISTRICT	-598	
05-0000-000000-440100300	TUITION-OUT OF STATE	-13,459	
TOTAL STUDENT TUITION AND FEES			-800,266
Sales and Service Fees			
05-0000-605010-450300015	ATHLETIC FIELD RENTALS	0	
05-0000-603010-450100005	CAFETERIA RECEIPTS	-450,000	
05-0000-603010-450100010	CATERING - EXTERNAL	-28,500	
05-0000-603010-450100015	CATERING - INTERNAL	-80,000	
05-0000-603010-450100020	CATERING - CLC	-1,000	
05-0000-603010-450100025	VENDING RECEIPTS	-39,000	
05-0000-604020-450400012	TRAFFIC SAFETY SCHOOL	-475,000	
05-0000-604025-450400010	PARENTING CLASSES	-95,000	
05-0000-602010-450200055	FIN AID BKSTR SALES	-500	
05-0000-605010-450300005	INTRAMURALS	-750	
05-0000-605010-450300010	SPORTS CAMPS	-3,500	
05-0000-609025-450400018	CORPORATE CENTER OPEN ENROLLME	-185,000	
05-0000-609025-450400025	CE DISCOUNT	3,500	
05-0000-609030-450400016	CONTRACT TRAINING	-150,000	
05-0000-609032-450900009	WORKFORCE PROGRAM REVENUE	-350,000	
05-0000-604030-450400060	CENTER FOR AGRARIAN	-4,500	
05-0000-501033-450900100	CULINARY & OTHER MISC.	-2,000	
05-0000-303048-450900010	TARTAN ADVERTISING REVENUE	0	
05-0000-401024-450400024	CE TUITION	-70,000	
05-0000-401026-450400046	RAP TUITION	-25,000	
05-0000-401026-450400048	RAP MEMBERSHIP FEES	-1,500	
05-0000-609020-450900016	FLORAL SHOP SALES	-6,000	
05-0000-602010-450200035	BOOK BUYBACK COMMISSIONS	-1,000	
05-0000-000000-450400024	CE TUITION	0	
05-0000-601010-450900005	CONFERENCES & RENTAL INCOME	-65,000	
05-0000-601015-450900020	CHILD CARE FEES	-75,000	
05-0000-602010-450200005	SALES-GIFTS	-15,000	
05-0000-602010-450200010	SALES-SOFTWARE	-750	
05-0000-602010-450200015	SALES-BOOKS	-825,000	
05-0000-602010-450200020	SALES-SUPPLIES	-50,000	
05-0000-602010-450200025	SALES-CLOTHING	-50,000	
05-0000-602010-450200030	DISCOUNTS EARNED	-1,000	
05-0000-501033-450500100	CULINARY FOOD SALES	-10,000	
TOTAL SALES AND SERVICE FEES			-3,056,500
Facilities Revenue			
05-0000-601010-460900100	SHAH CENTER RENTALS	-35,000	
TOTAL FACILITIES REVENUE			-35,000

Fd-Prog-Depart-Object	Description	Budget	Sub Total
Investment Revenue			
05-0000-000000-479999999			
TOTAL INVESTMENT REVENUE			
Non Governmental Gifts			
05-0000-000000-480900025	FOUNDATION CONTRIBUTIONS	0	
TOTAL NON GOVERNMENTAL GIFTS			0
Other Sources			
05-0000-404015-490900026	CTR NON-PROFIT LDRSHIP REVENUE	-7,500	
TOTAL OTHER SOURCES			-7,500

Fd-Prog-Dept-Object	Description	Budget	Sub Total
Salaries			
05-6090-609022-510600200	PT CLERICAL STAFF	48,457	
05-6040-605010-510800015	STUDENT EMPLOYEES - WSI	5,000	
05-6080-601010-510200100	FT PROF/TECH STAFF	120,143	
05-6080-601010-510600200	PT CLERICAL STAFF	26,308	
05-6090-601015-510200200	PT PROF/TECHNICAL STAFF	86,273	
05-6090-601015-510300420	NON-INSTRUCTIONAL OVERLOAD	12,000	
05-6090-601015-510600200	PT CLERICAL STAFF	57,907	
05-6090-601015-510800015	STUDENT EMPLOYEES - WSI	7,500	
05-6090-609020-510300215	PT STIPENDS FALL SPRG SUM	0	
05-6090-609032-510300215	PT STIPENDS FALL SPRG SUM	35,000	
05-6090-609022-510200100	FT PROF/TECH STAFF	43,727	
05-6090-609032-510600200	PT CLERICAL STAFF	0	
05-6090-609025-510200100	FT PROF/TECH STAFF	73,877	
05-4010-401024-510300110	FT STIPENDS FALL SPRING SUMMER	0	
05-6090-609030-510600200	PT CLERICAL STAFF	28,707	
05-6090-609032-510200100	FT PROF/TECH STAFF	98,195	
05-6090-609032-510300110	FT STIPENDS FALL SPRING SUMMER		
05-6090-609032-510300205	PT INSTRUCTIONAL OTHER	0	
05-6040-605010-510600220	PT SERVICE STAFF	8,195	
05-6090-609022-510100100	FT ADMINISTRATIVE STAFF	198,298	
05-4000-604025-510200100	FT PROF/TECH STAFF	62,104	
05-4000-604020-510200100	FT PROF/TECH STAFF	0	
05-4010-401024-510600100	FT CLERICAL STAFF	111,944	
05-4000-604020-510600200	PT CLERICAL STAFF	29,623	
05-6040-605010-510300215	PT STIPENDS FALL SPRG SUM	111,000	
05-4010-401024-510100100	FT ADMINISTRATIVE STAFF	89,824	
05-4010-401024-510300215	PT STIPENDS FALL SPRG SUM	3,500	
05-4010-401024-510600200	PT CLERICAL STAFF	0	
05-4010-604030-510200100	FT PROF/TECH STAFF	-9,000	
05-6010-603010-510100100	FT ADMINISTRATIVE STAFF	92,181	
05-6040-605010-510200100	FT PROF/TECH STAFF	136,610	
05-4000-604020-510200200	PT PROF/TECHNICAL STAFF	0	
05-6010-603010-510200100	FT PROF/TECH STAFF	48,992	
05-6040-605010-510300110	FT STIPENDS FALL SPRING SUMMER	0	
05-6040-605010-510100100	FT ADMINISTRATIVE STAFF	100,388	
05-6020-602010-510600100	FT CLERICAL STAFF	80,474	
05-6020-602010-510200100	FT PROF/TECH STAFF	52,845	
05-6020-602010-510100100	FT ADMINISTRATIVE STAFF	72,001	
05-6010-603010-510600220	PT SERVICE STAFF	159,018	
05-6010-603010-510600110	FT SERVICE STAFF	42,271	
TOTAL SALARIES			2,033,362

Fd-Prog-Dept-Object	Description	Budget	Sub Total
Employee Benefits			
05-6090-609032-520100100	EMPLOYER GTL MEDICAL VISION	28,736	
05-6090-609022-520100100	EMPLOYER GTL MEDICAL VISION	86,809	
05-6090-601015-520100100	EMPLOYER GTL MEDICAL VISION	180	
05-6090-601015-520900055	SURS .5% EMPLOYER CONTRIBUTION	780	
05-6090-609020-520900055	SURS .5% EMPLOYER CONTRIBUTION	0	
05-6080-601010-520900055	SURS .5% EMPLOYER CONTRIBUTION	829	
05-6090-609022-520900055	SURS .5% EMPLOYER CONTRIBUTION	1,452	
05-6090-609025-520100100	EMPLOYER GTL MEDICAL VISION	27,897	
05-6090-609025-520900055	SURS .5% EMPLOYER CONTRIBUTION	369	
05-6090-609032-520900055	SURS .5% EMPLOYER CONTRIBUTION	666	
05-4000-604020-520900055	SURS .5% EMPLOYER CONTRIBUTION	346	
05-6080-601010-520100100	EMPLOYER GTL MEDICAL VISION	65,473	
05-6090-609030-520900055	SURS .5% EMPLOYER CONTRIBUTION	144	
05-4000-604025-520100100	EMPLOYER GTL MEDICAL VISION	10,712	
05-6040-605010-520900055	SURS .5% EMPLOYER CONTRIBUTION	1,726	
05-4000-604020-520100100	EMPLOYER GTL MEDICAL VISION	0	
05-4010-401024-520100100	EMPLOYER GTL MEDICAL VISION	61,200	
05-4010-401024-520900055	SURS .5% EMPLOYER CONTRIBUTION	1,027	
05-4010-604030-520100100	EMPLOYER GTL MEDICAL VISION	54,969	
05-6040-605010-520100100	EMPLOYER GTL MEDICAL VISION	48,115	
05-6010-603010-520100100	EMPLOYER GTL MEDICAL VISION	20,147	
05-6010-603010-520900055	SURS .5% EMPLOYER CONTRIBUTION	1,711	
05-6020-602010-520100100	EMPLOYER GTL MEDICAL VISION	38,714	
05-6020-602010-520900055	SURS .5% EMPLOYER CONTRIBUTION	1,027	
05-4010-604030-520900055	SURS .5% EMPLOYER CONTRIBUTION	-45	
05-4000-604025-520900055	SURS .5% EMPLOYER CONTRIBUTION	311	
TOTAL EMPLOYEE BENEFITS			453,295

Fd-Prog-Dept-Object	Description	Budget	Sub Total
Contractual Services			
05-6040-605010-530900020	OTHER CONTRACTUAL SERVICES	65,000	
05-6090-601015-530400010	CONTRACT MAINTENANCE SERVICES	1,200	
05-6090-601015-530900020	OTHER CONTRACTUAL SERVICES	1,300	
05-6090-609022-530900020	OTHER CONTRACTUAL SERVICES	0	
05-6090-609025-530900020	OTHER CONTRACTUAL SERVICES	64,750	
05-6090-609032-530900020	OTHER CONTRACTUAL SERVICES	73,500	
05-6020-602010-530900020	OTHER CONTRACTUAL SERVICES	10,000	
05-6080-601010-530900020	OTHER CONTRACTUAL SERVICES	17,500	
05-6090-609030-530900020	OTHER CONTRACTUAL SERVICES	52,500	
05-4000-604020-530900020	OTHER CONTRACTUAL SERVICES	25,000	
05-6090-601015-530600000	OFFICE SERVICES	1,500	
05-6020-602010-530400010	CONTRACT MAINTENANCE SERVICES	41,000	
05-4000-604020-530400010	CONTRACT MAINTENANCE SERVICES	550	
05-4000-604025-530900020	OTHER CONTRACTUAL SERVICES	4,750	
05-4010-401024-530900020	OTHER CONTRACTUAL SERVICES	25,900	
05-4010-401026-530900020	OTHER CONTRACTUAL SERVICES	4,500	
05-4010-604030-530900020	OTHER CONTRACTUAL SERVICES	1,300	
05-4040-404015-530900020	OTHER CONTRACTUAL SERVICES	3,500	
05-6010-603010-530900020	OTHER CONTRACTUAL SERVICES	20,000	
05-3060-303048-530900020	OTHER CONTRACTUAL SERVICES	1,000	
TOTAL CONTRACTUAL SERVICES			414,750

Fd-Prog-Dept-Object	Description	Budget	Sub Total
Supplies			
05-6090-601015-540100905	SUPPLIES BOOKSTORE	100	
05-6020-602010-540800021	BOOK PURCHASES	600,000	
05-6090-601015-540200000	PRINTING	200	
05-6080-601010-540100905	SUPPLIES BOOKSTORE	250	
05-6090-601015-540100100	OFFICE SUPPLIES	4,000	
05-6080-601010-540900000	OTHER MATERIALS & SUPPLIES	1,500	
05-6080-601010-540800005	FOOD PURCHASES	10,000	
05-6080-601010-540600000	PUBLICATIONS & DUES	1,000	
05-6080-601010-540400300	POSTAGE	750	
05-6080-601010-540200000	PRINTING	1,000	
05-6080-601010-540100100	OFFICE SUPPLIES	1,750	
05-6040-605010-540900000	OTHER MATERIALS & SUPPLIES	4,150	
05-6040-605010-540600000	PUBLICATIONS & DUES	11,900	
05-6040-605010-540200000	PRINTING	350	
05-6020-602010-540800025	GIFT PURCHASES	10,000	
05-6020-602010-540800020	BKSTR-FREIGHT & SHIPPING	15,000	
05-6020-602010-540800015	CLOTHING PURCHASES	20,000	
05-6090-601015-540400200	COMPUTER SOFTWARE	500	
05-6090-609032-540100905	SUPPLIES BOOKSTORE	5,250	
05-6040-605010-540100100	OFFICE SUPPLIES	57,000	
05-6090-609025-540600000	PUBLICATIONS & DUES	500	
05-6090-609032-540600000	PUBLICATIONS & DUES	1,500	
05-6090-609032-540200000	PRINTING	200	
05-6020-602010-540800030	SOFTWARE PURCHASES	1,000	
05-6090-609032-540100200	INSTRUCTIONAL SUPPLIES	3,500	
05-6020-602010-540800010	SUPPLY PURCHASES	30,000	
05-6090-609030-540900000	OTHER MATERIALS & SUPPLIES	24,000	
05-6090-609030-540800005	FOOD PURCHASES	1,000	
05-6090-609030-540200000	PRINTING	400	
05-6090-609032-540100100	OFFICE SUPPLIES	100	
05-6090-609025-540900000	OTHER MATERIALS & SUPPLIES	29,600	
05-6090-601015-540600000	PUBLICATIONS & DUES	200	
05-6090-609025-540200000	PRINTING	200	
05-6090-609025-540100905	SUPPLIES BOOKSTORE	500	
05-6090-609025-540100100	OFFICE SUPPLIES	0	
05-6090-609022-540800005	FOOD PURCHASES	4,000	
05-6090-609022-540600000	PUBLICATIONS & DUES	5,000	
05-6090-609022-540100100	OFFICE SUPPLIES	2,000	
05-6090-609020-540100220	SUPPLIES - FLORAL DESIGN	6,000	
05-6090-601015-540800005	FOOD PURCHASES	12,000	
05-6090-609030-540100100	OFFICE SUPPLIES	50	
05-4000-604025-540100100	OFFICE SUPPLIES	100	
05-4010-604030-540200000	PRINTING	3,000	
05-4010-604030-540100200	INSTRUCTIONAL SUPPLIES	2,500	
05-4010-604030-540100100	OFFICE SUPPLIES	600	
05-4010-401026-540200000	PRINTING	50	
05-4010-401026-540100100	OFFICE SUPPLIES	100	
05-4010-401024-540200000	PRINTING	50	

Fd-Prog-Depart-Object	Description	Budget	Sub Total
05-4010-401024-540100905	SUPPLIES BOOKSTORE	50	
05-4010-401024-540100100	OFFICE SUPPLIES	75	
05-4010-604030-540600000	PUBLICATIONS & DUES	700	
05-4000-604025-540100200	INSTRUCTIONAL SUPPLIES	700	
05-4010-401026-540100905	SUPPLIES BOOKSTORE	50	
05-4000-604020-540900000	OTHER MATERIALS & SUPPLIES	98,000	
05-4000-604020-540600000	PUBLICATIONS & DUES	1,000	
05-4000-604020-540400300	POSTAGE	1,000	
05-4000-604020-540200000	PRINTING	2,000	
05-4000-604020-540100100	OFFICE SUPPLIES	250	
05-3060-303048-540600000	PUBLICATIONS & DUES	100	
05-3060-303048-540400200	COMPUTER SOFTWARE	200	
05-6020-602010-540700010	PROMOTIONAL EXPENSE	15,000	
05-6040-605010-540100905	SUPPLIES BOOKSTORE	500	
05-4000-604025-540200000	PRINTING	25	
05-6020-602010-540100100	OFFICE SUPPLIES	2,500	
05-6020-602010-540600000	PUBLICATIONS & DUES	2,000	
05-6020-602010-540400300	POSTAGE	50	
05-6020-602010-540200000	PRINTING	3,000	
05-6020-602010-540100905	SUPPLIES BOOKSTORE	500	
05-4010-401024-540900000	OTHER MATERIALS & SUPPLIES	200	
05-3060-303048-540100100	OFFICE SUPPLIES	100	
05-4010-604030-540900000	OTHER MATERIALS & SUPPLIES	9,000	
05-6010-603010-540900000	OTHER MATERIALS & SUPPLIES	32,000	
05-6010-603010-540800005	FOOD PURCHASES	223,000	
05-6010-603010-540600000	PUBLICATIONS & DUES	500	
05-4040-404015-540200000	PRINTING	2,500	
05-6020-602010-540100235	SUPPLIES - GENERAL	2,500	
05-4040-404015-540100100	OFFICE SUPPLIES	150	
05-6010-603010-540400200	COMPUTER SOFTWARE	550	
05-4040-404015-540800005	FOOD PURCHASES	1,500	
05-6010-501033-540100200	INSTRUCTIONAL SUPPLIES	500	
05-6010-501033-540800005	FOOD PURCHASES	14,000	
05-6010-603010-540100100	OFFICE SUPPLIES	500	
05-6010-603010-540100905	SUPPLIES BOOKSTORE	0	
05-6010-501033-540200000	PRINTING	100	
TOTAL SUPPLIES			1,287,650

Fd-Prog-Dept-Object	Description	Budget	Sub Total
Travel			
05-6090-609025-550900015	OTHER CONF & MTG EXP	550	
05-6040-605010-550400000	RECRUITMENT	4,000	
05-6040-605010-550900015	OTHER CONF & MTG EXP	5,600	
05-6080-601010-550100005	MEETING EXPENSE IN-DISTRICT	3,500	
05-6080-601010-550200010	OUT OF DISTRICT TRAVEL	1,750	
05-6080-601010-550900015	OTHER CONF & MTG EXP	2,500	
05-6090-609022-550100005	MEETING EXPENSE IN-DISTRICT	200	
05-6090-609030-550200005	IN DISTRICT TRAVEL	400	
05-6090-609025-550200005	IN DISTRICT TRAVEL	100	
05-6090-609032-550200005	IN DISTRICT TRAVEL	100	
05-6040-605010-550200010	OUT OF DISTRICT TRAVEL	54,000	
05-4000-604020-550200005	IN DISTRICT TRAVEL	50	
05-6090-609022-550900015	OTHER CONF & MTG EXP	200	
05-4010-604030-550200005	IN DISTRICT TRAVEL	500	
05-6040-605010-550200005	IN DISTRICT TRAVEL	100	
05-4010-401024-550200005	IN DISTRICT TRAVEL	50	
05-4010-604030-550100005	MEETING EXPENSE IN-DISTRICT	600	
05-4010-604030-550200010	OUT OF DISTRICT TRAVEL	2,000	
05-4010-604030-550900015	OTHER CONF & MTG EXP	3,500	
05-4040-404015-550100005	MEETING EXPENSE IN-DISTRICT	50	
05-6010-603010-550900015	OTHER CONF & MTG EXP	100	
05-6020-602010-550200010	OUT OF DISTRICT TRAVEL	4,000	
05-6020-602010-550900015	OTHER CONF & MTG EXP	500	
05-6040-605010-550100005	MEETING EXPENSE IN-DISTRICT	300	
05-4000-604025-550100005	MEETING EXPENSE IN-DISTRICT	50	
TOTAL TRAVEL			84,700
Fixed Charges			
05-4010-604030-560100000	RENTAL - FACILITIES	2,040	
05-6040-605010-560100000	RENTAL - FACILITIES	20,000	
TOTAL FIXED CHARGES			22,040
Capital Outlay			
05-8060-899999-589999999			
05-6040-605010-580900000	OTHER CAPITAL OUTLAY	8,000	
TOTAL CAPITAL OUTLAY			8,000
Other			
05-6020-602010-590900000	OTHER EXPENDITURES	0	
05-6020-602010-590400200	DEPT. CHARGE-BACK	0	
05-6020-602010-590400010	FEE LOSS/UNCOLLECTABLE	1,000	
05-4000-604020-590900010	TUITION REFUNDS	10,000	
05-6010-603010-590400010	FEE LOSS/UNCOLLECTABLE	0	
TOTAL OTHER			11,000
Transfers			
05-0000-000000-720200005	TRANSFERS	-230,279	
TOTAL TRANSFERS			-230,279
TOTAL AUXILIARY FUND			185,252

Fd-Prog-Dept-Object	Description	Budget	Sub Total
RESTRICTED PURPOSES FUND			
Local Government			
06-0000-000000-419999999			
<hr/>			
TOTAL LOCAL GOVERNMENT			
State Government			
06-0000-904075-420900000	REVENUE STATE SOURCES - OTHER	-1,213	
06-0000-902014-420101900	ADULT EDUCATION - STATE BASIC	-268,000	
06-0000-904162-420109900	DEVELOPMENTAL ED INNOVATION	0	
06-0000-904155-420900070	SBDC GRANT REVENUE STATE	0	
06-0000-904149-420100900	ICCB SPECIAL INITIATIVE GRANTS	0	
06-0000-904148-420100900	ICCB SPECIAL INITIATIVE GRANTS	0	
06-0000-904145-420900000	REVENUE STATE SOURCES - OTHER	0	
06-0000-904142-420900000	REVENUE STATE SOURCES - OTHER	0	
06-0000-904141-420100900	ICCB SPECIAL INITIATIVE GRANTS	0	
06-0000-902039-420900027	IL GREEN ECONOMY NETWORK	0	
06-0000-902034-420900027	IL GREEN ECONOMY NETWORK	-5,000	
06-0000-902033-420900027	IL GREEN ECONOMY NETWORK	-5,000	
06-0000-000000-420102200	SV35 MIA/ POW DEP	0	
06-0000-902016-420900040	COMMUNITY LITERACY	-80,000	
06-0000-902040-420102100	ADULT EDUCATION - PERFORMANCE	-136,074	
06-0000-902011-420900030	ILL COOPERATIVE WORK STUDY REV	-43,000	
06-0000-901018-420100010	ENGLISH LITERACY/CIVICS	-19,000	
06-0000-902024-420900065	MAP GRANT	-500,000	
<hr/>			
TOTAL STATE GOVERNMENT			-1,057,287

Fd-Prog-Dept-Object	Description	Budget	Sub Total
Federal Government			
06-0000-904169-430900200	OTHER FED GRANT PASS-THROUGH	-17,801	
06-0000-904135-430100200	FED DOE PASS-THROUGH REVENUE	0	
06-0000-904136-430200210	DOL PASS THROUGH REVENUE	0	
06-0000-904144-430200210	DOL PASS THROUGH REVENUE	0	
06-0000-904147-430100100	US DEPT OF ED DIRECT REVENUE	-450,000	
06-0000-904152-430100100	US DEPT OF ED DIRECT REVENUE	0	
06-0000-904153-430100200	FED DOE PASS-THROUGH REVENUE	0	
06-0000-904156-430100200	FED DOE PASS-THROUGH REVENUE	0	
06-0000-904159-430900150	OTHER FED GRANT-DIR	0	
06-0000-904133-430200200	WIOA REVENUE	0	
06-0000-904163-430900200	OTHER FED GRANT PASS-THROUGH	0	
06-0000-904161-430900150	OTHER FED GRANT-DIR	-2,700,000	
06-0000-904160-430900150	OTHER FED GRANT-DIR	0	
06-0000-901016-430100015	FEDERAL BASIC ADULT EDUCATION	-192,000	
06-0000-904126-430900201	NATIONAL SCIENCE FOUNDATION RV	0	
06-0000-302030-430100050	PELL ADMINISTRATIVE	-15,000	
06-0000-904168-430900150	OTHER FED GRANT-DIR	-84,150	
06-0000-302030-430100055	SEOG	-85,000	
06-0000-302032-430100035	WSF REVENUE FROM DOE	-105,613	
06-0000-901020-430900025	GI BILL STUDENT GRANTS	-250,000	
06-0000-901022-430100005	SBDC GRANT REVENUE FEDERAL	-88,014	
06-0000-901026-430100010	PERKINS IV POSTSECONDARY BASIC	-236,932	
06-0000-902030-430900005	SBDC PROGRAM REVENUE	-7,000	
06-0000-904060-430900060	IRS DEPT OF TREASURY REVENUE	0	
06-0000-904090-430200200	WIOA REVENUE	0	
06-0000-904110-430100100	US DEPT OF ED DIRECT REVENUE	-336,185	
06-0000-302030-430100045	PELL	-4,410,000	
TOTAL FEDERAL GOVERNMENT			-8,977,695
Non Governmental Gifts			
06-0000-904127-480900000	NON GOVERNMENTAL GIFT OTHER	0	
06-0000-904138-480900000	NON GOVERNMENTAL GIFT OTHER	0	
06-0000-904151-480900000	NON GOVERNMENTAL GIFT OTHER	0	
06-0000-904140-480900000	NON GOVERNMENTAL GIFT OTHER	-200,000	
06-0000-904130-480900000	NON GOVERNMENTAL GIFT OTHER	0	
06-0000-904120-480900000	NON GOVERNMENTAL GIFT OTHER	0	
06-0000-904137-480900000	NON GOVERNMENTAL GIFT OTHER	0	
TOTAL NON GOVERNMENTAL GIFTS			-200,000
Other Sources			
06-0000-900000-490900001	OTHER GRANT REVENUE	-5,000,000	
TOTAL OTHER SOURCES			-5,000,000

Fd-Prog-Dept-Object	Description	Budget	Sub Total
Salaries			
06-3080-904147-510100100	FT ADMINISTRATIVE STAFF	81,716	
06-3020-904110-510600200	PT CLERICAL STAFF	19,830	
06-3020-904110-510300215	PT STIPENDS FALL SPRG SUM	0	
06-3040-901026-510200100	FT PROF/TECH STAFF	20,148	
06-3040-901026-510200200	PT PROF/TECHNICAL STAFF	0	
06-3080-904126-510300100	FT TEACHING FACULTY	0	
06-3080-904126-510300110	FT STIPENDS FALL SPRING SUMMER	0	
06-9030-302032-510800005	FEDERAL STUDENT EMPLOYEE	105,613	
06-3080-904126-510300420	NON-INSTRUCTIONAL OVERLOAD	0	
06-3020-904110-510200100	FT PROF/TECH STAFF	45,276	
06-3080-904147-510200200	PT PROF/TECHNICAL STAFF	70,207	
06-3080-904147-510300110	FT STIPENDS FALL SPRING SUMMER	0	
06-3080-904147-510300215	PT STIPENDS FALL SPRG SUM	0	
06-3090-904163-510600200	PT CLERICAL STAFF	0	
06-4010-904120-510300110	FT STIPENDS FALL SPRING SUMMER	0	
06-4010-904120-510300205	PT INSTRUCTIONAL OTHER	0	
06-4010-904120-510300215	PT STIPENDS FALL SPRG SUM	0	
06-4010-904133-510300205	PT INSTRUCTIONAL OTHER	0	
06-4020-904144-510200100	FT PROF/TECH STAFF	0	
06-4040-904060-510600200	PT CLERICAL STAFF	0	
06-3020-904110-510100100	FT ADMINISTRATIVE STAFF	68,984	
06-3080-904126-510300120	STIPENDS - OTHER FACULTY	0	
06-4020-904144-510300215	PT STIPENDS FALL SPRG SUM	0	
06-1060-902040-510600200	PT CLERICAL STAFF	44,478	
06-3020-901022-510600200	PT CLERICAL STAFF	0	
06-3080-904126-510600200	PT CLERICAL STAFF	0	
06-1060-901016-510300205	PT INSTRUCTIONAL OTHER	166,165	
06-1060-901018-510300205	PT INSTRUCTIONAL OTHER	18,905	
06-1060-902014-510300205	PT INSTRUCTIONAL OTHER	265,000	
06-1060-902016-510200200	PT PROF/TECHNICAL STAFF	46,843	
06-1060-902040-510200100	FT PROF/TECH STAFF	70,181	
06-1060-904142-510200200	PT PROF/TECHNICAL STAFF	0	
06-1060-904142-510300205	PT INSTRUCTIONAL OTHER	0	
06-1090-904090-510300205	PT INSTRUCTIONAL OTHER	0	
06-2080-904135-510300215	PT STIPENDS FALL SPRG SUM	0	
06-2080-904141-510600100	FT CLERICAL STAFF	0	
06-3020-901022-510100100	FT ADMINISTRATIVE STAFF	53,508	
06-2080-904162-510300215	PT STIPENDS FALL SPRG SUM	0	
06-1060-902016-510600200	PT CLERICAL STAFF	11,581	
06-2080-904140-510100100	FT ADMINISTRATIVE STAFF	87,164	
06-2080-904156-510300110	FT STIPENDS FALL SPRING SUMMER	0	
06-2080-904162-510300110	FT STIPENDS FALL SPRING SUMMER	0	
06-2080-904141-510300215	PT STIPENDS FALL SPRG SUM	0	
06-2080-904141-510200100	FT PROF/TECH STAFF	0	
06-2080-904140-510200100	FT PROF/TECH STAFF	0	
06-2080-904140-510100200	PT PROFESSIONAL	48,880	
06-2080-904156-510300215	PT STIPENDS FALL SPRG SUM	0	

TOTAL SALARIES

1,224,479

Fd-Prog-Dept-Object	Description	Budget	Sub Total
Employee Benefits			
06-3080-904126-520900055	SURS .5% EMPLOYER CONTRIBUTION	0	
06-3040-901026-520900055	SURS .5% EMPLOYER CONTRIBUTION	0	
06-3080-904126-520900060	SURS FEDERAL GRANT OBLIGATION	0	
06-3080-904126-520100100	EMPLOYER GTL MEDICAL VISION	0	
06-3040-901026-520900060	SURS FEDERAL GRANT OBLIGATION	1,504	
06-3020-904110-520900060	SURS FEDERAL GRANT OBLIGATION	0	
06-3020-904110-520900055	SURS .5% EMPLOYER CONTRIBUTION	670	
06-3020-901022-520900060	SURS FEDERAL GRANT OBLIGATION	0	
06-3080-904147-520100100	EMPLOYER GTL MEDICAL VISION	43,953	
06-4040-904060-520900060	SURS FEDERAL GRANT OBLIGATION	0	
06-3020-904110-520100100	EMPLOYER GTL MEDICAL VISION	49,390	
06-3080-904147-520900055	SURS .5% EMPLOYER CONTRIBUTION	613	
06-3080-904147-520900060	SURS FEDERAL GRANT OBLIGATION	-392	
06-3090-904163-520100100	EMPLOYER GTL MEDICAL VISION	0	
06-3090-904163-520900055	SURS .5% EMPLOYER CONTRIBUTION	0	
06-3090-904163-520900060	SURS FEDERAL GRANT OBLIGATION	0	
06-4010-904120-520100100	EMPLOYER GTL MEDICAL VISION	0	
06-4010-904120-520900055	SURS .5% EMPLOYER CONTRIBUTION	0	
06-4010-904133-520900055	SURS .5% EMPLOYER CONTRIBUTION	0	
06-4020-904144-520100100	EMPLOYER GTL MEDICAL VISION	0	
06-3020-901022-520900055	SURS .5% EMPLOYER CONTRIBUTION	267	
06-4020-904144-520900060	SURS FEDERAL GRANT OBLIGATION	0	
06-2080-904156-520100100	EMPLOYER GTL MEDICAL VISION	0	
06-4020-904144-520900055	SURS .5% EMPLOYER CONTRIBUTION	0	
06-1060-902014-520900055	SURS .5% EMPLOYER CONTRIBUTION	0	
06-1060-901016-520900055	SURS .5% EMPLOYER CONTRIBUTION	835	
06-2080-904156-520900060	SURS FEDERAL GRANT OBLIGATION	0	
06-1060-901018-520900055	SURS .5% EMPLOYER CONTRIBUTION	95	
06-3020-901022-520100100	EMPLOYER GTL MEDICAL VISION	19,140	
06-1060-902016-520100100	EMPLOYER GTL MEDICAL VISION	21,283	
06-1060-902016-520900055	SURS .5% EMPLOYER CONTRIBUTION	293	
06-1060-902040-520100100	EMPLOYER GTL MEDICAL VISION	20,842	
06-1060-902040-520900055	SURS .5% EMPLOYER CONTRIBUTION	573	
06-1060-904142-520100100	EMPLOYER GTL MEDICAL VISION	0	
06-1060-904142-520900055	SURS .5% EMPLOYER CONTRIBUTION	0	
06-2080-904156-520900055	SURS .5% EMPLOYER CONTRIBUTION	0	
06-1060-901016-520900060	SURS FEDERAL GRANT OBLIGATION	20,000	
06-1090-904090-520900055	SURS .5% EMPLOYER CONTRIBUTION	0	
06-2080-904162-520100100	EMPLOYER GTL MEDICAL VISION	0	
06-2080-904141-520900055	SURS .5% EMPLOYER CONTRIBUTION	0	
06-2080-904141-520100100	EMPLOYER GTL MEDICAL VISION	0	
06-2080-904140-520900055	SURS .5% EMPLOYER CONTRIBUTION	680	
06-2080-904140-520100100	EMPLOYER GTL MEDICAL VISION	53,276	
06-2080-904135-520900060	SURS FEDERAL GRANT OBLIGATION	0	
06-2080-904135-520900055	SURS .5% EMPLOYER CONTRIBUTION	0	
06-1090-904090-520900060	SURS FEDERAL GRANT OBLIGATION	0	
06-2080-904162-520900055	SURS .5% EMPLOYER CONTRIBUTION	0	

TOTAL EMPLOYEE BENEFITS

233,022

Fd-Prog-Dept-Object	Description	Budget	Sub Total
Contractual Services			
06-7090-902034-530400005	CONTRACTUAL SERVICES	5,000	
06-8060-904159-530900020	OTHER CONTRACTUAL SERVICES	0	
06-3090-904163-530900020	OTHER CONTRACTUAL SERVICES	0	
06-3090-904168-530200000	CONSULTANTS	67,500	
06-4020-902011-530100000	AUDIT SERVICES	2,000	
06-4020-902011-530900020	OTHER CONTRACTUAL SERVICES	41,000	
06-4020-902030-530900020	OTHER CONTRACTUAL SERVICES	7,000	
06-4020-904130-530900020	OTHER CONTRACTUAL SERVICES	0	
06-3080-904152-530900020	OTHER CONTRACTUAL SERVICES	0	
06-4020-904151-530900020	OTHER CONTRACTUAL SERVICES	0	
06-4020-904169-530900020	OTHER CONTRACTUAL SERVICES	6,110	
06-4030-902033-530900020	OTHER CONTRACTUAL SERVICES	5,000	
06-4040-904060-530900020	OTHER CONTRACTUAL SERVICES	0	
06-2080-904156-530200000	CONSULTANTS	0	
06-4030-904155-530200000	CONSULTANTS	0	
06-2080-904135-530900020	OTHER CONTRACTUAL SERVICES	0	
06-3080-904147-530900020	OTHER CONTRACTUAL SERVICES	55,000	
06-2080-904162-530900020	OTHER CONTRACTUAL SERVICES	0	
06-1090-904090-530900020	OTHER CONTRACTUAL SERVICES	0	
06-2080-904140-530900020	OTHER CONTRACTUAL SERVICES	10,000	
06-2080-904141-530900020	OTHER CONTRACTUAL SERVICES	0	
06-2080-904149-530900020	OTHER CONTRACTUAL SERVICES	0	
06-3080-904126-530900020	OTHER CONTRACTUAL SERVICES	0	
06-3020-901022-530200000	CONSULTANTS	15,099	
06-3020-904075-530300020	OTHER CONTRACTUAL SERVICES	1,213	
06-3020-904110-530900020	OTHER CONTRACTUAL SERVICES	4,325	
06-3040-901026-530900020	OTHER CONTRACTUAL SERVICES	15,000	
06-2080-904156-530900020	OTHER CONTRACTUAL SERVICES	0	
06-1060-901016-530900020	OTHER CONTRACTUAL SERVICES	0	
06-3080-904147-530200000	CONSULTANTS	0	
TOTAL CONTRACTUAL SERVICES			234,247

Fd-Prog-Dept-Object	Description	Budget	Sub Total
Supplies			
06-3080-904152-540900000	OTHER MATERIALS & SUPPLIES	0	
06-3080-904152-540100200	INSTRUCTIONAL SUPPLIES	0	
06-3080-904152-540100100	OFFICE SUPPLIES	0	
06-3080-904147-540600000	PUBLICATIONS & DUES	0	
06-3080-904147-540400200	COMPUTER SOFTWARE	0	
06-3080-904126-540200000	PRINTING	0	
06-3090-904163-540900000	OTHER MATERIALS & SUPPLIES	0	
06-8060-904159-540400200	COMPUTER SOFTWARE	0	
06-3080-904147-540100905	SUPPLIES BOOKSTORE	0	
06-3090-904168-540900000	OTHER MATERIALS & SUPPLIES	4,000	
06-4010-904120-540100200	INSTRUCTIONAL SUPPLIES	0	
06-4020-904130-540100200	INSTRUCTIONAL SUPPLIES	0	
06-4020-904144-540200000	PRINTING	0	
06-4020-904144-540700000	ADVERTISING	0	
06-4020-904169-540900000	OTHER MATERIALS & SUPPLIES	10,373	
06-3040-901026-540900000	OTHER MATERIALS & SUPPLIES	11,000	
06-8060-904159-540100100	OFFICE SUPPLIES	0	
06-3080-904147-540100100	OFFICE SUPPLIES	20,900	
06-8060-904159-540900000	OTHER MATERIALS & SUPPLIES	0	
06-4040-904138-540100235	SUPPLIES - GENERAL	0	
06-1060-902014-540100200	INSTRUCTIONAL SUPPLIES	3,000	
06-3080-904147-540200000	PRINTING	0	
06-1060-901016-540100200	INSTRUCTIONAL SUPPLIES	5,000	
06-3040-901026-540700000	ADVERTISING	0	
06-1060-902016-540100100	OFFICE SUPPLIES	0	
06-1060-902016-540100200	INSTRUCTIONAL SUPPLIES	0	
06-1060-902040-540100200	INSTRUCTIONAL SUPPLIES	0	
06-1060-904137-540100200	INSTRUCTIONAL SUPPLIES	0	
06-1090-904090-540100200	INSTRUCTIONAL SUPPLIES	0	
06-2080-904141-540100200	INSTRUCTIONAL SUPPLIES	0	
06-2080-904148-540600000	PUBLICATIONS & DUES	0	
06-2080-904156-540900000	OTHER MATERIALS & SUPPLIES	0	
06-3040-901026-540100235	SUPPLIES - GENERAL	69,580	
06-2080-904162-540100200	INSTRUCTIONAL SUPPLIES	0	
06-3040-901026-540400200	COMPUTER SOFTWARE	0	
06-3020-904110-540900000	OTHER MATERIALS & SUPPLIES	1,000	
06-3020-904110-540600000	PUBLICATIONS & DUES	3,345	
06-3020-904110-540400200	COMPUTER SOFTWARE	1,615	
06-3020-904110-540200000	PRINTING	600	
06-3020-904110-540100905	SUPPLIES BOOKSTORE	100	
06-3020-904110-540100200	INSTRUCTIONAL SUPPLIES	13,500	
06-3020-904110-540100100	OFFICE SUPPLIES	2,500	
TOTAL SUPPLIES			146,513

Fd-Prog-Dept-Object	Description	Budget	Sub Total
Travel			
06-4020-904144-550200010	OUT OF DISTRICT TRAVEL	0	
06-2080-904148-550200010	OUT OF DISTRICT TRAVEL	0	
06-3020-904110-550900015	OTHER CONF & MTG EXP	2,385	
06-3090-904168-550200010	OUT OF DISTRICT TRAVEL	5,000	
06-3080-904147-550900015	OTHER CONF & MTG EXP	23,003	
06-3080-904147-550200010	OUT OF DISTRICT TRAVEL	9,000	
06-3080-904126-550200020	PARTICIPANT COSTS-TRAVEL	0	
06-3080-904126-550200010	OUT OF DISTRICT TRAVEL	0	
06-3040-901026-550200005	IN DISTRICT TRAVEL	700	
06-4020-904144-550200005	IN DISTRICT TRAVEL	0	
06-3020-904110-550200010	OUT OF DISTRICT TRAVEL	30,000	
06-3020-904110-550200005	IN DISTRICT TRAVEL	2,500	
06-3020-904110-550100005	MEETING EXPENSE IN-DISTRICT	36,350	
06-2080-904162-550900015	OTHER CONF & MTG EXP	0	
06-1060-902016-550200005	IN DISTRICT TRAVEL	0	
06-2080-904148-550900015	OTHER CONF & MTG EXP	0	
06-2080-904141-550900015	OTHER CONF & MTG EXP	0	
06-2080-904141-550200010	OUT OF DISTRICT TRAVEL	0	
06-1060-902016-550200010	OUT OF DISTRICT TRAVEL	0	
06-4020-904144-550900015	OTHER CONF & MTG EXP	0	
06-2080-904149-550900015	OTHER CONF & MTG EXP	0	
TOTAL TRAVEL			108,938
Fixed Charges			
06-3020-904110-560100200	MCC CONF CTR RENTAL	80	
TOTAL FIXED CHARGES			80
Utilities			
06-3020-904110-570500000	TELEPHONE	1,083	
TOTAL UTILITIES			1,083
Capital Outlay			
06-8060-904159-580900005	MAJOR EQUIPMENT	0	
06-8060-904161-580900005	MAJOR EQUIPMENT	500,000	
06-3080-904147-580900060	BUILDING IMPROVEMENTS	50,000	
06-3080-904147-580600000	EQUIPMENT - INSTRUCTIONAL	96,000	
06-3040-901026-580600000	EQUIPMENT - INSTRUCTIONAL	119,000	
06-2080-904156-580600000	EQUIPMENT - INSTRUCTIONAL	0	
06-2080-904140-580600000	EQUIPMENT - INSTRUCTIONAL	0	
TOTAL CAPITAL OUTLAY			765,000

Fd-Prog-Depart-Object	Description	Budget	Sub Total
Other			
06-9010-902024-590900035	ILLINOIS MAP GRANT AWARD	500,000	
06-4020-904169-590900200	INDIRECT COSTS ALLOCATION	1,318	
06-3080-904126-590900200	INDIRECT COSTS ALLOCATION	0	
06-3090-904163-590900200	INDIRECT COSTS ALLOCATION	0	
06-3090-904168-590900200	INDIRECT COSTS ALLOCATION	7,650	
06-4020-904151-590900010	TUITION REFUNDS	0	
06-3080-904126-590200050	PARTICIPANT COSTS-SCHOLARSHIPS	0	
06-8060-904159-590200000	HONORS-SCHOLARSHIPS	0	
06-8060-904159-590900000	OTHER EXPENDITURES	0	
06-3040-302030-590900052	PELL ADMIN EXPENSE	10,000	
06-8060-904161-590900000	OTHER EXPENDITURES	2,200,000	
06-3020-904110-590900000	OTHER EXPENDITURES	2,100	
06-9010-904145-590900039	MINORITY TEACHERS OF IL GRANT	0	
06-9010-904160-590200005	EMERGENCY RELIEF FU	0	
06-8060-904159-590900010	TUITION REFUNDS	0	
06-3040-302030-590900028	SEOG	100,000	
06-3040-302030-590900022	PELL GRANT	4,400,000	
06-3020-904110-590900200	INDIRECT COSTS ALLOCATION	21,600	
06-3020-904110-590900010	TUITION REFUNDS	1,952	
06-3010-901020-590900010	TUITION REFUNDS	250,000	
06-2080-904156-590900200	INDIRECT COSTS ALLOCATION	0	
06-2080-904156-590900010	TUITION REFUNDS	0	
06-2080-904141-590900200	INDIRECT COSTS ALLOCATION	0	
06-2080-904141-590900010	TUITION REFUNDS	0	
06-2080-904135-590900200	INDIRECT COSTS ALLOCATION	0	
06-1060-904142-590900200	INDIRECT COSTS ALLOCATION	0	
06-1060-902016-590900200	INDIRECT COSTS ALLOCATION	0	
06-0000-900000-590900001	OTHER EXPENSES	5,000,000	
06-3020-904110-590900015	PARTICIPATION STIPEND	27,000	
TOTAL OTHER			12,521,620
TOTAL RESTRICTED PURPOSES FUND			0
WORKING CASH FUND			
Investment Revenue			
07-0000-000000-470900006	CHANGE IN FAIR VALUE OF INVEST	-33,117	
07-0000-000000-470900007	INVESTMENT TRANSACTION FEES	2,828	
TOTAL INVESTMENT REVENUE			-30,289
TOTAL WORKING CASH FUND			-30,289

Fd-Prog-Depart-Object	Description	Budget	Sub Total
GENERAL FIXED ASSET FUND			
Non Governmental Gifts			
08-0000-000000-489999999			
TOTAL NON GOVERNMENTAL GIFTS			
Other Sources			
08-0000-000000-499999999			
TOTAL OTHER SOURCES			
Capital Outlay			
08-7010-501016-580500001	ASSET ADDITION CONTRA ACCOUNT	0	
08-8010-501016-580500001	ASSET ADDITION CONTRA ACCOUNT	0	
08-8090-000000-580800005	DEPRECIATION BUILDING	0	
08-8090-000000-580800010	DEPRECIATION EQUIPMENT	0	
TOTAL CAPITAL OUTLAY			0
TOTAL GENERAL FIXED ASSET FUND			0
GENERAL LONG-TERM DEBT FUND			
Other Sources			
09-0000-000000-499999999			
TOTAL OTHER SOURCES			
Employee Benefits			
09-8060-899999-529999999			
TOTAL EMPLOYEE BENEFITS			
Fixed Charges			
09-0000-000000-560900055	INTEREST EXPENSE	0	
09-0000-000000-560600000	LEASE PRINCIPAL RETIREMENTS	0	
TOTAL FIXED CHARGES			0
TOTAL GENERAL LONG-TERM DEBT FUND			0

Fd-Prog-Depart-Object	Description	Budget	Sub Total
------------------------------	--------------------	---------------	------------------

TRUST & AGENCY FUND

Fd-Prog-Dept-Object	Description	Budget	Sub Total
Non Governmental Gifts			
10-0000-900593-480900000	NON GOVERNMENTAL GIFT OTHER	0	
10-0000-900596-480900000	NON GOVERNMENTAL GIFT OTHER	0	
10-0000-900595-480900000	NON GOVERNMENTAL GIFT OTHER	0	
10-0000-900587-480900000	NON GOVERNMENTAL GIFT OTHER	0	
10-0000-900594-480900000	NON GOVERNMENTAL GIFT OTHER	0	
10-0000-900597-480900000	NON GOVERNMENTAL GIFT OTHER	0	
10-0000-900592-480900000	NON GOVERNMENTAL GIFT OTHER	0	
10-0000-900543-480900000	NON GOVERNMENTAL GIFT OTHER	0	
10-0000-900591-480900000	NON GOVERNMENTAL GIFT OTHER	0	
10-0000-900598-480900000	NON GOVERNMENTAL GIFT OTHER	0	
10-0000-900590-480900000	NON GOVERNMENTAL GIFT OTHER	0	
10-0000-900605-480900000	NON GOVERNMENTAL GIFT OTHER	0	
10-0000-900585-480900000	NON GOVERNMENTAL GIFT OTHER	0	
10-0000-900613-480900000	NON GOVERNMENTAL GIFT OTHER	0	
10-0000-900599-480900000	NON GOVERNMENTAL GIFT OTHER	0	
10-0000-900600-480900000	NON GOVERNMENTAL GIFT OTHER	0	
10-0000-900601-480900000	NON GOVERNMENTAL GIFT OTHER	0	
10-0000-900602-480900000	NON GOVERNMENTAL GIFT OTHER	0	
10-0000-900604-480900000	NON GOVERNMENTAL GIFT OTHER	0	
10-0000-900606-480900000	NON GOVERNMENTAL GIFT OTHER	0	
10-0000-900607-480900000	NON GOVERNMENTAL GIFT OTHER	0	
10-0000-900608-480900000	NON GOVERNMENTAL GIFT OTHER	0	
10-0000-900609-480900000	NON GOVERNMENTAL GIFT OTHER	0	
10-0000-900610-480900000	NON GOVERNMENTAL GIFT OTHER	0	
10-0000-900611-480900000	NON GOVERNMENTAL GIFT OTHER	0	
10-0000-900612-480900000	NON GOVERNMENTAL GIFT OTHER	0	
10-0000-900580-480900000	NON GOVERNMENTAL GIFT OTHER	0	
10-0000-900603-480900000	NON GOVERNMENTAL GIFT OTHER	0	
10-0000-900345-480900000	NON GOVERNMENTAL GIFT OTHER	0	
10-0000-900576-480900000	NON GOVERNMENTAL GIFT OTHER	0	
10-0000-900555-480900000	NON GOVERNMENTAL GIFT OTHER	0	
10-0000-900067-480900000	NON GOVERNMENTAL GIFT OTHER	0	
10-0000-900078-480900000	NON GOVERNMENTAL GIFT OTHER	0	
10-0000-900097-480900000	NON GOVERNMENTAL GIFT OTHER	0	
10-0000-900137-480900000	NON GOVERNMENTAL GIFT OTHER	0	
10-0000-900152-480900000	NON GOVERNMENTAL GIFT OTHER	0	
10-0000-900181-480900000	NON GOVERNMENTAL GIFT OTHER	0	
10-0000-900248-480900000	NON GOVERNMENTAL GIFT OTHER	0	
10-0000-900259-480900000	NON GOVERNMENTAL GIFT OTHER	0	
10-0000-900268-480900000	NON GOVERNMENTAL GIFT OTHER	0	
10-0000-900348-480900000	NON GOVERNMENTAL GIFT OTHER	0	
10-0000-900535-480900000	NON GOVERNMENTAL GIFT OTHER	0	
10-0000-900573-480900000	NON GOVERNMENTAL GIFT OTHER	0	
10-0000-900565-480900000	NON GOVERNMENTAL GIFT OTHER	0	
10-0000-900557-480900000	NON GOVERNMENTAL GIFT OTHER	0	
10-0000-900264-480900000	NON GOVERNMENTAL GIFT OTHER	0	
10-0000-900542-480900000	NON GOVERNMENTAL GIFT OTHER	0	
10-0000-900349-480900000	NON GOVERNMENTAL GIFT OTHER	0	

Fd-Prog-Dept-Object	Description	Budget	Sub Total
10-0000-900525-480900000	NON GOVERNMENTAL GIFT OTHER	0	
10-0000-900520-480900000	NON GOVERNMENTAL GIFT OTHER	0	
10-0000-900514-480900000	NON GOVERNMENTAL GIFT OTHER	0	
10-0000-900502-480900000	NON GOVERNMENTAL GIFT OTHER	0	
10-0000-900500-480900000	NON GOVERNMENTAL GIFT OTHER	0	
10-0000-900386-480900000	NON GOVERNMENTAL GIFT OTHER	0	
10-0000-900552-480900000	NON GOVERNMENTAL GIFT OTHER	0	
TOTAL NON GOVERNMENTAL GIFTS			0
Other Sources			
10-0000-900194-490900050	OTHER MISC INCOME	0	
10-0000-900239-490900050	OTHER MISC INCOME	0	
10-0000-900401-490900050	OTHER MISC INCOME	0	
10-0000-900217-490900050	OTHER MISC INCOME	0	
10-0000-900210-490900050	OTHER MISC INCOME	0	
10-0000-900198-490900050	OTHER MISC INCOME	0	
10-0000-900190-490900050	OTHER MISC INCOME	0	
10-0000-900189-490900050	OTHER MISC INCOME	0	
10-0000-900049-490900050	OTHER MISC INCOME	0	
10-0000-900026-490900050	OTHER MISC INCOME	0	
10-0000-900191-490900050	OTHER MISC INCOME	0	
10-0000-900021-490900050	OTHER MISC INCOME	0	
TOTAL OTHER SOURCES			0

Fd-Prog-Depart-Object	Description	Budget	Sub Total
Other			
10-9010-900573-590200010	SCHOLARSHIPS	0	
10-9010-900593-590200010	SCHOLARSHIPS	0	
10-9010-900592-590200010	SCHOLARSHIPS	0	
10-9010-900591-590200010	SCHOLARSHIPS	0	
10-9010-900590-590200010	SCHOLARSHIPS	0	
10-9010-900589-590200010	SCHOLARSHIPS	0	
10-9010-900588-590200010	SCHOLARSHIPS	0	
10-9010-900587-590200010	SCHOLARSHIPS	0	
10-9010-900580-590200010	SCHOLARSHIPS	0	
10-9010-900594-590200010	SCHOLARSHIPS	0	
10-9010-900575-590200010	SCHOLARSHIPS	0	
10-9010-900598-590200010	SCHOLARSHIPS	0	
10-9010-900565-590200010	SCHOLARSHIPS	0	
10-9010-900557-590200010	SCHOLARSHIPS	0	
10-9010-900555-590200010	SCHOLARSHIPS	0	
10-9010-900613-590200010	SCHOLARSHIPS	0	
10-9010-900552-590200010	SCHOLARSHIPS	0	
10-9010-900576-590200010	SCHOLARSHIPS	0	
10-9010-900604-590200010	SCHOLARSHIPS	0	
10-9010-900520-590200010	SCHOLARSHIPS	0	
10-9010-900543-590200010	SCHOLARSHIPS	0	
10-9010-900611-590200010	SCHOLARSHIPS	0	
10-9010-900610-590200010	SCHOLARSHIPS	0	
10-9010-900609-590200010	SCHOLARSHIPS	0	
10-9010-900608-590200010	SCHOLARSHIPS	0	
10-9010-900607-590200010	SCHOLARSHIPS	0	
10-9010-900596-590200010	SCHOLARSHIPS	0	
10-9010-900605-590200010	SCHOLARSHIPS	0	
10-9010-900595-590200010	SCHOLARSHIPS	0	
10-9010-900603-590200010	SCHOLARSHIPS	0	
10-9010-900602-590200010	SCHOLARSHIPS	0	
10-9010-900601-590200010	SCHOLARSHIPS	0	
10-9010-900600-590200010	SCHOLARSHIPS	0	
10-9010-900599-590200010	SCHOLARSHIPS	0	
10-9010-900597-590200010	SCHOLARSHIPS	0	
10-9010-900612-590200010	SCHOLARSHIPS	0	
10-9010-900606-590200010	SCHOLARSHIPS	0	
10-3090-900217-590900000	OTHER EXPENDITURES	0	
10-9010-900181-590200010	SCHOLARSHIPS	0	
10-9010-900164-590200010	SCHOLARSHIPS	0	
10-9010-900152-590200010	SCHOLARSHIPS	0	
10-9010-900137-590200010	SCHOLARSHIPS	0	
10-9010-900097-590200010	SCHOLARSHIPS	0	
10-9010-900078-590200010	SCHOLARSHIPS	0	
10-9010-900248-590200010	SCHOLARSHIPS	0	
10-3090-900310-590900000	OTHER EXPENDITURES	0	
10-3090-900189-590900000	OTHER EXPENDITURES	0	
10-3090-900210-590900000	OTHER EXPENDITURES	0	

Fd-Prog-Depart-Object	Description	Budget	Sub Total
10-3090-900194-590900000	OTHER EXPENDITURES	0	
10-3090-900191-590900000	OTHER EXPENDITURES	0	
10-3090-900190-590900000	OTHER EXPENDITURES	0	
10-9010-900542-590200010	SCHOLARSHIPS	0	
10-3090-900026-590900000	OTHER EXPENDITURES	0	
10-9010-900527-590200010	SCHOLARSHIPS	0	
10-9010-900067-590200010	SCHOLARSHIPS	0	
10-9010-900379-590200010	SCHOLARSHIPS	0	
10-9010-900255-590200010	SCHOLARSHIPS	0	
10-9010-900535-590200010	SCHOLARSHIPS	0	
10-9010-900525-590200010	SCHOLARSHIPS	0	
10-9010-900514-590200010	SCHOLARSHIPS	0	
10-9010-900386-590200010	SCHOLARSHIPS	0	
10-9010-900372-590200010	SCHOLARSHIPS	0	
10-9010-900369-590200010	SCHOLARSHIPS	0	
10-9010-900364-590200010	SCHOLARSHIPS	0	
10-9010-900268-590200010	SCHOLARSHIPS	0	
10-9010-900264-590200010	SCHOLARSHIPS	0	
10-9010-900502-590200010	SCHOLARSHIPS	0	
10-9010-900267-590200010	SCHOLARSHIPS	0	
10-9010-900351-590200010	SCHOLARSHIPS	0	
10-9010-900331-590200010	SCHOLARSHIPS	0	
10-9010-900345-590200010	SCHOLARSHIPS	0	
10-9010-900348-590200010	SCHOLARSHIPS	0	
10-9010-900349-590200010	SCHOLARSHIPS	0	
TOTAL OTHER			0
TOTAL TRUST & AGENCY FUND			0
AUDIT FUND			
Local Government			
11-0000-000000-410100105	REAL ESTATE TAXES	-75,000	
TOTAL LOCAL GOVERNMENT			-75,000
Contractual Services			
11-8020-501034-530100000	AUDIT SERVICES	82,000	
TOTAL CONTRACTUAL SERVICES			82,000
TOTAL AUDIT FUND			7,000

Fd-Prog-Dept-Object	Description	Budget	Sub Total
LIABILITY, PROTECTION & SETTLEMENT FUND			
Local Government			
12-0000-000000-410100110	REAL ESTATE TAXES-TORT	-692,444	
12-0000-000000-410100115	REAL ESTATE TAXES-SS	-10,000	
TOTAL LOCAL GOVERNMENT			-702,444
Investment Revenue			
12-0000-000000-470900006	CHANGE IN FAIR VALUE OF INVEST	-6,916	
12-0000-000000-470900007	INVESTMENT TRANSACTION FEES	591	
TOTAL INVESTMENT REVENUE			-6,325
Employee Benefits			
12-8060-501038-520600000	FICA - SOCIAL SECURITY	30,000	
12-8060-501038-520200000	WORKERS COMPENSATION INSURANCE	182,028	
12-8060-501038-520400000	UNEMPLOYMENT INSURANCE	50,000	
12-8060-501038-520500000	MEDICARE	337,931	
TOTAL EMPLOYEE BENEFITS			599,959
Contractual Services			
12-8040-501036-530900020	OTHER CONTRACTUAL SERVICES	0	
TOTAL CONTRACTUAL SERVICES			0
Supplies			
12-8040-501036-540100100	OFFICE SUPPLIES	0	
12-8040-501036-540600000	PUBLICATIONS & DUES	0	
12-8040-501036-540900000	OTHER MATERIALS & SUPPLIES	0	
TOTAL SUPPLIES			0
Fixed Charges			
12-8060-501038-560900060	GENERAL INSURANCE	103,904	
TOTAL FIXED CHARGES			103,904
TOTAL LIABILITY, PROTECTION & SETTLEMENT FUND			-4,906

Fd-Prog-Depart-Object	Description	Budget	Sub Total
OPEB LIABILITY FUND			
Other Sources			
17-0000-000000-490900095	CIP PASS THROUGH REVENUE	-1,500,000	
TOTAL OTHER SOURCES			-1,500,000
Employee Benefits			
17-6010-000000-529990095	STATE ALLOCATED CIP	30,170	
17-7010-000000-520900056	COLLEGE INSURANCE PROGRAM EXP	60,534	
17-7010-000000-529990095	STATE ALLOCATED CIP	60,534	
17-8010-000000-520900056	COLLEGE INSURANCE PROGRAM EXP	3,642	
17-6010-000000-520900056	COLLEGE INSURANCE PROGRAM EXP	30,170	
17-9010-000000-520900056	COLLEGE INSURANCE PROGRAM EXP	149,309	
17-2010-000000-529990095	STATE ALLOCATED CIP	74,013	
17-8010-000000-529990095	STATE ALLOCATED CIP	3,642	
17-4010-000000-529990095	STATE ALLOCATED CIP	776,361	
17-4010-000000-520900056	COLLEGE INSURANCE PROGRAM EXP	776,361	
17-3010-000000-520900056	COLLEGE INSURANCE PROGRAM EXP	315,673	
17-9010-000000-529990095	STATE ALLOCATED CIP	149,309	
17-2010-000000-520900056	COLLEGE INSURANCE PROGRAM EXP	74,013	
17-1010-000000-529990095	STATE ALLOCATED CIP	90,297	
17-1010-000000-520900056	COLLEGE INSURANCE PROGRAM EXP	90,297	
17-3010-000000-529990095	STATE ALLOCATED CIP	315,673	
TOTAL EMPLOYEE BENEFITS			2,999,998
TOTAL OPEB LIABILITY FUND			1,499,998

This page left blank intentionally

Capital Budgets Report

This page left blank intentionally

Capital Items List (Projects/Items >=\$5,000.00)

<i>FundCode</i>	<i>FundName</i>	<i>Supervisor</i>	<i>Dean</i>	<i>VP</i>		
<i>FullDeptCode</i>	<i>DeptName</i>					
<i>GroupName</i>	<i>GL Object Code</i>	<i>ObjectName</i>		<i>FY23 Budget</i>	<i>Narrative</i>	
01	Education					
		Tom McGee	Tom McGee	Santos-George		
		<i>01-1020-102016</i>	<i>CTE</i>			
	Capital Outlay	5806000	00	Equipment - Instructional	\$25,000	To cover equipment purchases with reduction of Perkins while we build Programs of Study
				Sum	\$25,000	
		Nathan Kivley	Tom McGee	Santos-George		
		<i>01-1030-102030</i>	<i>Automotive</i>			
	Capital Outlay	5809000	00	Other Capital Outlay	\$227,075	PC Initiative: Automotive Renovation Phase I- Paint and new flooring finish , 7 new steel doors
				Sum	\$227,075	
		Gina McConoughey	Gina McConoughey	Santos-George		
		<i>01-2030-201048</i>	<i>Teaching and Learning</i>			
	Capital Outlay	5809000	00	Other Capital Outlay	\$29,664	PC Initiative: New carpet in A210 for Teaching & Learning/College & Career
				Sum	\$29,664	
		Santos-George	Santos-George	Santos-George		
		<i>01-2080-201010</i>	<i>Academic Affairs & Wkforce Dev</i>			
	Capital Outlay	5806000	00	Equipment - Instructional	\$175,000	Academic Programs - departmental equipment needs
				Sum	\$175,000	
		Dawn Katz	Dawn Katz	Santos-George		

FundCode FundName

Supervisor

Dean

VP

FullDeptCode

DeptName

GroupName

GL Object Code

ObjectName

FY23 Budget Narrative

01-2080-201018 Social Science-Public Service

Capital Outlay 5809000 00 Other Capital Outlay \$120,000 PC Initiative: E212 Officue Suite - New paint, carpet, furniture - OLD & Carpet is ripped, worn, & ragged. Services SSPS & Health Programs

Sum \$120,000

 Ryan Klos Ryan Klos Haggerty

01-8020-501010 Duplication

Capital Outlay 5806000 05 Repl Equip--Instructional \$5,000 large-format printer

Sum \$5,000

 Ryan Klos Ryan Klos Haggerty

01-8030-501032 Marketing & Public Relatn

Capital Outlay 5805000 00 Equipment - Office \$5,000 photo/video equipment for studio
 Capital Outlay 5809000 00 Other Capital Outlay \$6,500 PC Initiative: Duplication Ctr- Folding Machine

Sum \$11,500

 Michelle Skinder Michelle Skinder Skinder

01-8040-503010 Human Resources

Capital Outlay 5809000 00 Other Capital Outlay \$10,000 PC Initiative: Chairs for VPHR office, reception area of HR, permanent walls to replace DHRO office

Sum \$10,000

 Robert M Tenuta Robert M Tenuta Tenuta

01-8060-501016 General Institutional Exp

Capital Outlay 5805000 00 Equipment - Office \$40,000 Campus furniture/equipment purchases for new initiatives
 Capital Outlay 5809000 60 Building Improvements \$40,000 Campus renovations for new initiatives

Sum \$80,000

FundCode FundName

Supervisor

Dean

VP

FullDeptCode

DeptName

GroupName

GL Object Code ObjectName

FY23 Budget Narrative

Supervisor	Dean	VP				
FullDeptCode	DeptName		GroupName	GL Object Code	ObjectName	FY23 Budget Narrative
Timothy Hopkins	Timothy Hopkins	Hopkins				
<i>01-8080-504010</i>	<i>Information Technology</i>					
Capital Outlay	5805000	00	Equipment - Office			\$7,500 Cap. Equipment replacement \$7,500
					Sum	\$7,500

G Robert Rasmussen	Timothy Hopkins	Hopkins				
<i>01-8080-504020</i>	<i>Infrastructure and Security</i>					
Capital Outlay	5805000	00	Equipment - Office			\$146,000 Darktrace \$90,000.00 3 new switches/expansion \$18,000.00 New 30KVUPS to replace the old 20KV UPS in the MDF \$23,000.00 New wireless Aruba Controller for Shah - current one coming to end of life at end of 2022. \$15,000.00
					Sum	\$146,000

Timothy Hopkins	Timothy Hopkins	Hopkins				
<i>01-8080-504030</i>	<i>Classroom Architecture and Proj</i>					
Capital Outlay	5809000	00	Other Capital Outlay			\$80,000 PC Initiative: Luecht Lighting Upgrade - The current lighting in the Luecht Conference Center does not meet the needs of the event hosts or participants. The lighting can best be described as a series of car headlights that can be on, off, or dimmed. They
					Sum	\$80,000

					Sum	\$916,739

FundCode FundName

Supervisor

Dean

VP

FullDeptCode DeptName

GroupName GL Object Code ObjectName

FY23 Budget Narrative

02 Operations and Maintenance

Rickey Sparks Rickey Sparks Gabbard

02-7010-505060 I.S.E.S.

Capital Outlay	5807000	05	Repl Equip - Service	\$600,000	GRDEL03-INSTALL POLE-MOUNTED LIGHTING ALONG TARTAN ROAD: Install seven new pole-mounted light fixtures along Tartan Road. The lighting should be installed on 20 foot tall stanchions with LED fixtures. The lighting should be connected to the master control timer.
----------------	---------	----	----------------------	-----------	---

PWSPL04-REPLACE OLDEST FIRE HYDRANT:
The fire hydrants around campus are of varying age and condition. Some of these hydrants may be nearing the age where reliable operation becomes questionable. This project provides a budget to replace the older fire hydrants around campus.

DEL01- REPLACE EMERGENCY GENERATOR:
Replace the existing emergency generator set with an appropriately sized unit based on current facility requirements. Replacement costs include the demolition of existing equipment and installation of a new generator, automatic transfer switches (ATS), battery and charger, exhaust system, and necessary piping and electrical connections. Specify a natural gas-fired unit unless otherwise directed by local standards.

Capital Outlay	5809000	07	Architectural Services	\$65,000	Associated A/E fees related to ISES projects
----------------	---------	----	------------------------	----------	--

Sum \$665,000

Rickey Sparks Rickey Sparks Gabbard

02-7030-505035 Roads & Grounds

Capital Outlay	5807000	00	Equipment - Service	\$65,000	Cargo Service Van \$25k, Lawn Equipment \$15k, other Physical Plant Equipment \$20k
----------------	---------	----	---------------------	----------	---

Sum \$65,000

Rickey Sparks Rickey Sparks Gabbard

FundCode FundName

Supervisor

Dean

VP

FullDeptCode

DeptName

GroupName

GL Object Code

ObjectName

FY23 Budget Narrative

02-7090-505050 Physical Fac Oth

Capital Outlay	5802000	00	Site Improvements	\$25,000	Change-add budget for exterior signage updated that are needed
Capital Outlay	5802000	00	Site Improvements	\$22,000	Change-add kiln roofing structure upgrade
Capital Outlay	5802000	00	Site Improvements	\$16,000	Change-add patching needed for radio parking lot for safety

Sum \$63,000

Sum \$793,000

FundCode FundName

Supervisor

Dean

VP

FullDeptCode DeptName

GroupName GL Object Code ObjectName

FY23 Budget Narrative

03 Operations and Maintenance Restricted

Robert M Tenuta Robert M Tenuta Tenuta

03-8020-501030 Replacement Reserv

Capital Outlay	5809000	00	Other Capital Outlay	\$378,539	Change-CATI Equipment Grant 1 AMC Match @ \$378,539
Capital Outlay	5809000	00	Other Capital Outlay	\$1,437,500	Ring Road CDB Match @ \$1,078,125 Ring Road MCC match @ \$359,375
Capital Outlay	5809000	00	Other Capital Outlay	\$26,370,876	CATI CDB Match @ \$18,160,862 (\$15,761,500 orig.+ \$2,399,612 match increase) CATI MCC Match @ \$6,910,014 (inlc budget round up of 21,443 and increase in match @ \$799,871) CATI Connencting Link-MCC 100% @ \$1,300,000.00 Greenhouse reallocated @ \$250,000 CDB Illinois Jobs Now Pumphouse reallocated @ \$40,000 CDB Illinois Jobs Now
Capital Outlay	5809000	00	Other Capital Outlay	\$2,471,560	Change-needed for CATI equipment needs reducing Fund 03 balanceto zero
Capital Outlay	5809000	10	Site Improvement	\$125,834	Change-Student Farm Expansion Project @ \$125,834.00
Capital Outlay	5809000	00	Other Capital Outlay	\$621,316	Access Roadway CDB Match @ \$420,000 Access Roadway Road MCC match @ \$201,316 (\$140,000 plus \$60,316 increase)

Sum \$31,405,625

Robert M Tenuta Robert M Tenuta Tenuta

03-8020-501054 Capital Leases

Capital Outlay	5805000	00	Equipment - Office	\$1,000,000	leases accounting protocol
----------------	---------	----	--------------------	-------------	----------------------------

Sum \$1,000,000

Sum \$32,405,625

FundCode FundName

Supervisor

Dean

VP

FullDeptCode

DeptName

GroupName

GL Object Code ObjectName

FY23 Budget Narrative

05 Auxiliary

Karen Wiley

Karen Wiley

Koronkiewicz

05-6040-605010 Athletics

Capital Outlay

5809000

00

Other Capital Outlay

\$8,000

PC Initiative: Fitness Center - New Treadmill. Current one is 12 years old

Sum

\$8,000

Sum

\$8,000

FundCode FundName

Supervisor

Dean

VP

FullDeptCode DeptName

GroupName GL Object Code ObjectName

FY23 Budget Narrative

06 Restricted Purposes

Gina McConoughey Gina McConoughey Santos-George

06-3040-901026 Perkins IV PostSecond Basic

Capital Outlay 5806000 00 Equipment - Instructional \$119,000 Per grant budget

Sum \$119,000

Christina Swanson Talia Koronkiewicz Koronkiewicz

06-3080-904147 Pathways to Persistence & Grad

Capital Outlay 5806000 00 Equipment - Instructional \$96,000 Added to match grant

Capital Outlay 5809000 60 Building Improvements \$50,000 Pathways construction

Sum \$146,000

Robert M Tenuta Robert M Tenuta Tenuta

06-8060-904161 CRRSA-HEERF III Institutional

Capital Outlay 5809000 05 Major Equipment \$500,000 HEERF Capital Projects

Sum \$500,000

Sum \$765,000

FundCode FundName

Supervisor

Dean

VP

FullDeptCode

DeptName

GroupName

GL Object Code ObjectName

FY23 Budget Narrative

Grand Total of all Capital Account Codes

\$34,888,364

This page left blank intentionally

FY 2023 Budget

ICCB State Format

This page left blank intentionally

STATE OF ILLINOIS
COMMUNITY COLLEGE DISTRICT NO. 528

FINAL
FISCAL YEAR 2023 BUDGET

McHENRY COUNTY COLLEGE
8900 U.S. HWY 14
CRYSTAL LAKE, IL. 60012

McHenry County College
Community College District No. 528
Budget Calendar
Fiscal Year Ending June 30, 2023

January 2022

- 07-Jan-22 President's Cabinet establish planning parameters and assumptions regarding revenue projections, new programs, enrollment, capital requests.
- 10-Jan-22 FY 2023 budget worksheets are prepared and distributed to budget officers.
- 24-Jan-22 Budget managers confer with their Cabinet members regarding budget parameters and assumptions and prepare their budgets for submission.

March 2022

- 21-Mar-22 Cabinet members review and revise budget officers requests. Requests are updated through the budget database. All budget worksheets submitted to the CFO for compilation.
- 28-Mar-22 CFO to produce preliminary budget reports for the Cabinet members for review and adjustment as may be needed.

April 2022

- 14-Apr-22 Campus Community involvement in new budget construction.
- 19-Apr-22 Campus Community involvement in new budget construction.

May 2022

- 02-May-22 Presidents Cabinet initial review of the preliminary budget Adjustments to the requests or parameters are made as needed.
- 08-May-22 Cabinet members review modified intial budgets based previous review and adjust budget requests as necessary. Based on acceptance of changes/adjustments a draft version of the FY 2023 Tentative Budget will be created.

June 2022

- 08-Jun-22 Optional: Board budget workshop for overview discussion if requested prior to Finance and Audit Committee review.
- 17-Jun-22 Tentative budget is prepared for presentation for June 2021 COTW Meeting.
- 21-Jun-22 Presentation of FY 2023 Tentative Budget to the Board of Trustees.
- 21-Jun-22 Optional: Budget review in Finance & Audit Committee if prior to Committee of the Whole Meeting.
- 30-Jun-22 Board approval of Tentative Budget and Public notice of hearing on Budget to be issued. FY 2023 Tentative Budget made available for public inspection. Legal notice of public inspection to be published in local newspaper per statute (Exact Dates TBD).

July 2022

- 01-Jul-22 FY 2023 Tentative Budget goes into effect until Final Budget is adopted.

September 2022

- 05-Sep-22 Cabinet members incorporate any adjustments if needed into the FY 2023 Tentative Budget based upon modifications to revenue assumptions and changes in areas of expenditures.
- 22-Sep-22 Board review of Fund Balance Policy and comparison to new budget.
- 22-Sep-22 Public Hearing @ 6:00pm for FY 2023 Final Budget. After the Public Hearin g the Board is expected to adopt FY 2023 Final Budget resolution.
- 22-Sep-22 FY 2023 Final Budget finalized for presentation to and adoption by the Board of Trustees.

SUMMARY OF FISCAL YEAR 2023 BUDGET BY FUND

	Beginning Balance	Budgeted Revenues	Budgeted Expenditures	Budgeted Transfers from (to) Other Funds	Budgeted Ending Balance
General					
Education Fund	25,188,538	71,009,031	69,408,760	-530,279	26,258,530
Operations and Maintenance Fund	5,779,437	5,219,716	5,289,708	-1,000,000	4,709,445
Special Revenue					
Restricted Purposes Fund	-11,346	15,234,982	15,234,982	0	-11,346
Audit Fund	72,685	75,000	82,000	0	65,685
Liability, Protection, and Settlement Fund	635,329	708,769	703,863	0	640,235
Public Building Commission Operations and Maintenance Fund	N/A	0	0	0	
Debt Service					
Bond and Interest Fund	334,743	738,579	622,800	0	450,522
Public Building Commission Rental Fund	N/A	0	0	0	
Capital Projects					
Operations and Maintenance (Restricted) Fund	7,914,875	23,295,750	32,510,625	1,300,000	0
Building Bond Proceeds Fund	N/A	0	0	0	
Proprietary Fund					
Auxiliary Enterprises Fund	167,460	3,899,266	4,314,797	230,279	-17,792
OPEB Liability					
OPEB Liability Fund	-27,518,846	1,500,000	2,999,998	0	-29,018,844

The Official Budget which is accurately summarized in this document was approved by the Board of Trustees on

9/22/22
Date

ATTEST:


Secretary, Board of Trustees

SUMMARY OF FISCAL YEAR 2023 ESTIMATED REVENUES

	Education Fund	Operations and Maintenance Fund	Public Building Commission Operation & Maintenance Fund	Total Operating Funds
OPERATING REVENUES BY SOURCE				
Local Government				
Local Taxes	25,564,854	2,355,204	0	27,920,058
Payment in Lieu of Taxes	651,451	390,870	0	1,042,321
Total Local Government	26,216,305	2,746,074		28,962,379
State Government				
Base Operating Grants	3,492,687	873,171	0	4,365,858
ICCB Equalization Grant	50,000	0	0	50,000
State Grants	107,614	0	0	107,614
Illinois State Board of Education	348,584	0	0	348,584
Total State Government	3,998,885	873,171		4,872,056
Federal Government				
Dept. Of Education - Other Sources	0	0	0	
Total Federal Government				
Student Tuition and Fees				
Resident	9,216,063	1,520,542	0	10,736,605
Out-of-District	143,704	27,976	0	171,680
Out-of-State	19,652	4,428	0	24,080
International	13,260	901	0	14,161
Student Fees	1,809,626	0	0	1,809,626
Other Student Tuition and Fees	594,275	0	0	594,275
Total Student Tuition and Fees	11,796,580	1,553,847		13,350,427
Sales and Service Fees				
Public Service/Community Education/Customized Traini	160,000	0	0	160,000
Other Sales and Service	4,000	0	0	4,000
Total Sales and Service Fees	164,000			164,000
Facilities Revenue				
Facility/Misc Rentals	18,966	0	0	18,966
Total Facilities Revenue	18,966			18,966
Investment Revenue				
Investment Revenue	232,447	10,624	0	243,071
Total Investment Revenue	232,447	10,624		243,071
Non Governmental Gifts				
Non Governmental Gifts	11,000	0	0	11,000
Total Non Governmental Gifts	11,000			11,000
Other Sources				
Other Revenues	28,570,848	36,000	0	28,606,848
Total Other Sources	28,570,848	36,000		28,606,848

SUMMARY OF FISCAL YEAR 2023 OPERATING BUDGETED EXPENDITURES

	Education Fund	Operations and Maintenance Fund	Public Building Commission Operation Maintenance Fund	Total Operating Funds	%
<u>BY PROGRAM</u>					
Instruction	19,693,779	0	0	19,693,779	25.86
Academic Support	3,205,541	0	0	3,205,541	4.21
Student Services	4,212,482	0	0	4,212,482	5.53
Public Service/Continuing Education	1,187,223	0	0	1,187,223	1.56
Operation & Maintenance of Plant	0	6,289,034	0	6,289,034	8.26
Institutional Support	41,479,735	674	0	41,480,409	54.47
Scholarships, Student Grants & Waivers	80,000	0	0	80,000	0.11
Total 2023 Budgeted Expenditures	69,939,039	6,289,708	0	76,228,747	100.00
Less Nonoperating Items*					
Tuition Chargeback	0	0	0	0	0.00
Instructional Service Contracts	74,540	0	0	74,540	0.10
Adjusted Expenditures	69,864,499	6,289,708	0	76,154,207	99.90

*Interdistrict activity that does not generate related local district credit hours are subtracted to allow for statewide comparisons.

BY OBJECT

Salaries	27,526,674	642,861	0	28,169,535	36.95
Employee Benefits	32,399,884	149,623	0	32,549,507	42.70
Contractual Services	2,842,135	1,980,629	0	4,822,764	6.33
Supplies	2,600,434	684,935	0	3,285,369	4.31
Travel	309,372	23,660	0	333,032	0.44
Fixed Charges	1,539,347	52,000	0	1,591,347	2.09
Utilities	257,675	963,000	0	1,220,675	1.60
Capital Outlay	916,739	793,000	0	1,709,739	2.24
Other	916,500	0	0	916,500	1.20
Contingency	100,000	0	0	100,000	0.13
Interfund Transfer Out	530,279	1,000,000	0	1,530,279	2.01

Total 2023 Budgeted Expenditures	69,939,039	6,289,708	0	76,228,747	100.00
Less Nonoperating Items*					
Tuition Chargeback	0	0	0	0	0.00
Instructional Service Contracts	74,540	0	0	74,540	0.10
Adjusted Expenditures	69,864,499	6,289,708	0	76,154,207	99.90

*Interdistrict activity that does not generate related local district credit hours are subtracted to allow for statewide comparisons.

FISCAL YEAR 2023 BUDGETED EXPENDITURES

Education	Appropriations	Totals
Instruction		
Salaries	15,975,933	
Employee Benefits	2,504,895	
Contractual Services	199,662	
General Materials and Supplies	667,770	
Travel and Conference/Meeting Expense	40,679	
Fixed Charges	36,765	
Utilities	4,000	
Capital Outlay	252,075	
Other	12,000	
Provision for Contingency	0	
		19,693,779
Academic Support		
Salaries	2,002,438	
Employee Benefits	358,556	
Contractual Services	148,685	
General Materials and Supplies	288,214	
Travel and Conference/Meeting Expense	35,634	
Fixed Charges	350	
Utilities	0	
Capital Outlay	324,664	
Other	47,000	
Provision for Contingency	0	
		3,205,541
Student Services		
Salaries	2,883,111	
Employee Benefits	815,776	
Contractual Services	290,027	
General Materials and Supplies	183,474	
Travel and Conference/Meeting Expense	39,544	
Fixed Charges	50	
Utilities	0	
Capital Outlay	0	
Other	500	
Provision for Contingency	0	
		4,212,482

Public Service/Continuing Education

Salaries	827,325	
Employee Benefits	231,087	
Contractual Services	57,489	
General Materials and Supplies	65,368	
Travel and Conference/Meeting Expense	4,754	
Fixed Charges	200	
Utilities	0	
Capital Outlay	0	
Other	1,000	
Provision for Contingency	0	
		1,187,223

Institutional Support

Salaries	5,837,867	
Employee Benefits	28,489,570	
Contractual Services	2,146,272	
General Materials and Supplies	1,395,608	
Travel and Conference/Meeting Expense	188,761	
Fixed Charges	1,501,982	
Utilities	253,675	
Capital Outlay	340,000	
Other	776,000	
Provision for Contingency	100,000	
		41,029,735

Scholarships, Student Grants & Waivers

Salaries	0	
Employee Benefits	0	
Contractual Services	0	
General Materials and Supplies	0	
Travel and Conference/Meeting Expense	0	
Fixed Charges	0	
Utilities	0	
Capital Outlay	0	
Other	80,000	
Provision for Contingency	0	
		80,000

Interfund Transfers Out

450,000

Total Education Fund Expenditures

69,858,760

FISCAL YEAR 2023 BUDGETED EXPENDITURES

Operations and Maintenance	Appropriations	Totals
Operation & Maintenance of Plant		
Salaries	642,861	
Employee Benefits	149,623	
Contractual Services	1,979,955	
General Materials and Supplies	684,935	
Travel and Conference/Meeting Expense	23,660	
Fixed Charges	52,000	
Utilities	963,000	
Capital Outlay	793,000	
Other	0	
Provision for Contingency	0	
		5,289,034
Institutional Support		
Salaries	0	
Employee Benefits	0	
Contractual Services	674	
General Materials and Supplies	0	
Travel and Conference/Meeting Expense	0	
Fixed Charges	0	
Utilities	0	
Capital Outlay	0	
Other	0	
Provision for Contingency	0	
		674
Interfund Transfers Out		1,000,000
Total Operations and Maintenance Fund Expenditures		6,289,708
Total Operating Fund Expenditures		74,698,468

FISCAL YEAR 2023 BUDGETED REVENUES

Operations and Maintenance Restricted	Revenues	Totals
State Government		
Other State Sources	19,658,987	19,658,987
Student Tuition and Fees		
Student Fees	79,133	79,133
Investment Revenue		
Investment Revenue	57,630	57,630
Non Governmental Gifts		
Non Governmental Gifts	2,500,000	2,500,000
Other Sources		
Other Revenues	1,000,000	1,000,000
Interfund Transfers		
Transfers In	1,300,000	1,300,000
	<hr/>	<hr/>
Total Operations and Maintenance Restricted Revenues		24,595,750
		<hr/> <hr/>

FISCAL YEAR 2023 BUDGETED EXPENDITURES

Institutional Support		
Salaries	0	
Employee Benefits	0	
Contractual Services	105,000	
General Materials and Supplies	0	
Travel and Conference/Meeting Expense	0	
Fixed Charges	0	
Utilities	0	
Capital Outlay	32,279,791	
Other	0	
Provision for Contingency	0	
	<hr/>	32,384,791
Interfund Transfers Out		0
		<hr/>
Total Operations and Maintenance Restricted Expenditures		32,384,791
		<hr/> <hr/>

FISCAL YEAR 2023 BUDGETED REVENUES

Bond and Interest	Revenues	Totals
Student Tuition and Fees		
Student Fees	738,579	738,579
	<hr/>	<hr/>
Total Bond and Interest Revenues		738,579
		<hr/> <hr/>

FISCAL YEAR 2023 BUDGETED EXPENDITURES

Institutional Support		
Salaries	0	
Employee Benefits	0	
Contractual Services	0	
General Materials and Supplies	0	
Travel and Conference/Meeting Expense	0	
Fixed Charges	622,800	
Utilities	0	
Capital Outlay	0	
Other	0	
Provision for Contingency	0	
	<hr/>	622,800
Interfund Transfers Out		0
		<hr/>
Total Bond and Interest Expenditures		622,800
		<hr/> <hr/>

FISCAL YEAR 2023 BUDGETED REVENUES

Auxiliary	Revenues	Totals
Student Tuition and Fees		
Resident	783,646	783,646
Out-of-District	598	598
Out-of-State	13,459	13,459
International	2,130	2,130
Application Fees	433	433
Sales and Service Fees		
Food/Cafeteria	598,500	598,500
Bookstore	943,250	943,250
Athletic Fees	4,250	4,250
Public Service/Community Education/Custom	1,002,500	1,002,500
Other Sales and Service	508,000	508,000
Facilities Revenue		
Facility/Misc Rentals	35,000	35,000
Other Sources		
Other Revenues	7,500	7,500
Transfers		
Transfers In	230,279	230,279
	<hr/>	<hr/>
Total Auxiliary Revenues		4,129,545
		<hr/> <hr/>

FISCAL YEAR 2023 BUDGETED EXPENDITURES

Student Services		
Salaries	0	
Employee Benefits	0	
Contractual Services	1,000	
General Materials and Supplies	400	
Travel and Conference/Meeting Expense	0	
Fixed Charges	0	
Utilities	0	
Capital Outlay	0	
Other	0	
Provision for Contingency	0	
	<hr/>	1,400
		<hr/> <hr/>

Public Service/Continuing Education

Salaries	287,995	
Employee Benefits	128,520	
Contractual Services	65,500	
General Materials and Supplies	123,600	
Travel and Conference/Meeting Expense	6,800	
Fixed Charges	2,040	
Utilities	0	
Capital Outlay	0	
Other	10,000	
Provision for Contingency	0	
		624,455

Auxiliary Services

Salaries	1,745,367	
Employee Benefits	324,775	
Contractual Services	348,250	
General Materials and Supplies	1,163,650	
Travel and Conference/Meeting Expense	77,900	
Fixed Charges	20,000	
Utilities	0	
Capital Outlay	8,000	
Other	1,000	
Provision for Contingency	0	
		3,688,942

Interfund Transfers Out

0

Total Auxiliary Expenditures

4,314,797

FISCAL YEAR 2023 BUDGETED REVENUES

Restricted Purposes	Revenues	Totals
State Government		
State Grants	19,000	19,000
Adult Education - State Basic Grant	268,000	268,000
Adult Education - Performance Grants	136,074	136,074
Other State Sources	634,213	634,213
Federal Government		
Dept. Of Education - Direct Grants	5,918,744	5,918,744
Dept. Of Education - Other Sources	3,058,951	3,058,951
Non Governmental Gifts		
Non Governmental Gifts	200,000	200,000
Other Sources		
Other Revenues	5,000,000	5,000,000
	_____	_____
Total Restricted Purposes Revenues		15,234,982

FISCAL YEAR 2023 BUDGETED EXPENDITURES

Other		
Salaries	0	
Employee Benefits	0	
Contractual Services	0	
General Materials and Supplies	0	
Travel and Conference/Meeting Expense	0	
Fixed Charges	0	
Utilities	0	
Capital Outlay	0	
Other	5,000,000	
Provision for Contingency	0	
	_____	5,000,000

Instruction

Salaries	623,153	
Employee Benefits	63,921	
Contractual Services	0	
General Materials and Supplies	8,000	
Travel and Conference/Meeting Expense	0	
Fixed Charges	0	
Utilities	0	
Capital Outlay	0	
Other	0	
Provision for Contingency	0	
		695,074

Academic Support

Salaries	136,044	
Employee Benefits	53,956	
Contractual Services	10,000	
General Materials and Supplies	0	
Travel and Conference/Meeting Expense	0	
Fixed Charges	0	
Utilities	0	
Capital Outlay	0	
Other	0	
Provision for Contingency	0	
		200,000

Student Services

Salaries	359,669	
Employee Benefits	115,145	
Contractual Services	158,137	
General Materials and Supplies	128,140	
Travel and Conference/Meeting Expense	108,938	
Fixed Charges	80	
Utilities	1,083	
Capital Outlay	265,000	
Other	4,820,302	
Provision for Contingency	0	
		5,956,494

Public Service/Continuing Education

Salaries	0	
Employee Benefits	0	
Contractual Services	61,110	
General Materials and Supplies	10,373	
Travel and Conference/Meeting Expense	0	
Fixed Charges	0	
Utilities	0	
Capital Outlay	0	
Other	1,318	
Provision for Contingency	0	
		72,801

Operation & Maintenance of Plant

Salaries	0	
Employee Benefits	0	
Contractual Services	5,000	
General Materials and Supplies	0	
Travel and Conference/Meeting Expense	0	
Fixed Charges	0	
Utilities	0	
Capital Outlay	0	
Other	0	
Provision for Contingency	0	
		5,000

Institutional Support

Salaries	0	
Employee Benefits	0	
Contractual Services	0	
General Materials and Supplies	0	
Travel and Conference/Meeting Expense	0	
Fixed Charges	0	
Utilities	0	
Capital Outlay	500,000	
Other	2,200,000	
Provision for Contingency	0	
		2,700,000

Scholarships, Student Grants & Waivers

Salaries	105,613	
Employee Benefits	0	
Contractual Services	0	
General Materials and Supplies	0	
Travel and Conference/Meeting Expense	0	
Fixed Charges	0	
Utilities	0	
Capital Outlay	0	
Other	500,000	
Provision for Contingency	0	

605,613

Interfund Transfers Out

0

Total Restricted Purposes Expenditures

15,234,982

FISCAL YEAR 2023 BUDGETED REVENUES

Working Cash	Revenues	Totals
Investment Revenue		
Investment Revenue	30,289	30,289
	_____	_____
Total Working Cash Revenues		30,289
		=====

FISCAL YEAR 2023 BUDGETED REVENUES

Audit	Revenues	Totals
Local Government		
Local Taxes	75,000	75,000
	_____	_____
Total Audit Revenues		75,000
		=====

FISCAL YEAR 2023 BUDGETED EXPENDITURES

Institutional Support		
Salaries	0	
Employee Benefits	0	
Contractual Services	82,000	
General Materials and Supplies	0	
Travel and Conference/Meeting Expense	0	
Fixed Charges	0	
Utilities	0	
Capital Outlay	0	
Other	0	
Provision for Contingency	0	
	_____	82,000
Interfund Transfers Out		0

Total Audit Expenditures		82,000
		=====

FISCAL YEAR 2023 BUDGETED REVENUES

Liability, Protection & Settlement	Revenues	Totals
Local Government		
Local Taxes	702,444	702,444
Investment Revenue		
Investment Revenue	6,325	6,325
	<hr/>	<hr/>
Total Liability, Protection & Settlement Revenues		708,769
		<hr/> <hr/>

FISCAL YEAR 2023 BUDGETED EXPENDITURES

Institutional Support		
Salaries	0	
Employee Benefits	599,959	
Contractual Services	0	
General Materials and Supplies	0	
Travel and Conference/Meeting Expense	0	
Fixed Charges	103,904	
Utilities	0	
Capital Outlay	0	
Other	0	
Provision for Contingency	0	
	<hr/>	703,863
Interfund Transfers Out		0
		<hr/>
Total Liability, Protection & Settlement Expenditures		703,863
		<hr/> <hr/>

FISCAL YEAR 2023 BUDGETED REVENUES

OPEB Liability	Revenues	Totals
Other Sources		
Other Revenues	1,500,000	1,500,000
	<hr/>	<hr/>
Total OPEB Liability Revenues		1,500,000
		<hr/> <hr/>

FISCAL YEAR 2023 BUDGETED EXPENDITURES

Instruction

Salaries	0	
Employee Benefits	180,594	
Contractual Services	0	
General Materials and Supplies	0	
Travel and Conference/Meeting Expense	0	
Fixed Charges	0	
Utilities	0	
Capital Outlay	0	
Other	0	
Provision for Contingency	0	
	<hr/>	180,594

Academic Support

Salaries	0	
Employee Benefits	148,026	
Contractual Services	0	
General Materials and Supplies	0	
Travel and Conference/Meeting Expense	0	
Fixed Charges	0	
Utilities	0	
Capital Outlay	0	
Other	0	
Provision for Contingency	0	
	<hr/>	148,026

Student Services

Salaries	0	
Employee Benefits	631,346	
Contractual Services	0	
General Materials and Supplies	0	
Travel and Conference/Meeting Expense	0	
Fixed Charges	0	
Utilities	0	
Capital Outlay	0	
Other	0	
Provision for Contingency	0	

Public Service/Continuing Education

Salaries	0	
Employee Benefits	1,552,722	
Contractual Services	0	
General Materials and Supplies	0	
Travel and Conference/Meeting Expense	0	
Fixed Charges	0	
Utilities	0	
Capital Outlay	0	
Other	0	
Provision for Contingency	0	
		1,552,722

Auxiliary Services

Salaries	0	
Employee Benefits	60,340	
Contractual Services	0	
General Materials and Supplies	0	
Travel and Conference/Meeting Expense	0	
Fixed Charges	0	
Utilities	0	
Capital Outlay	0	
Other	0	
Provision for Contingency	0	
		60,340

Operation & Maintenance of Plant

Salaries	0	
Employee Benefits	121,068	
Contractual Services	0	
General Materials and Supplies	0	
Travel and Conference/Meeting Expense	0	
Fixed Charges	0	
Utilities	0	
Capital Outlay	0	
Other	0	
Provision for Contingency	0	
		121,068

Institutional Support

Salaries	0	
Employee Benefits	7,284	
Contractual Services	0	
General Materials and Supplies	0	
Travel and Conference/Meeting Expense	0	
Fixed Charges	0	
Utilities	0	
Capital Outlay	0	
Other	0	
Provision for Contingency	0	
		7,284

Scholarships, Student Grants & Waivers

Salaries	0	
Employee Benefits	298,618	
Contractual Services	0	
General Materials and Supplies	0	
Travel and Conference/Meeting Expense	0	
Fixed Charges	0	
Utilities	0	
Capital Outlay	0	
Other	0	
Provision for Contingency	0	
		298,618

Interfund Transfers Out

0

Total OPEB Liability Expenditures

2,999,998

McHenry County College
Proposed Capital Outlay Expenditures
Fiscal Year 2023

Instruction

01-1020-102016-580600000	To cover equipment purchases with reduction of Perkins while we build Programs of Study	25,000	
			25,000
01-1030-102030-580900000	PC Initiative: Automotive Renovation Phase I- Paint and new flooring finish , 7 new steel doors	227,075	
			227,075
TOTAL INSTRUCTION CAPITAL OUTLAY			252,075

Academic Support

01-2080-201010-580600000	Academic Programs - departmental equipment needs	175,000	
			175,000
01-2080-201018-580900000	PC Initiative: E212 Office Suite - New paint, carpet, furniture - OLD & Carpet is ripped, worn, & ragged. Services SSPS & Health Programs	120,000	
			120,000
01-2030-201048-580900000	PC Initiative: New carpet in A210 for Teaching & Learning/College & Career	29,664	
			29,664
TOTAL ACADEMIC SUPPORT CAPITAL OUTLAY			324,664

Institutional Support

01-8020-501010-580600005	large-format printer	5,000	
			5,000
01-8060-501016-580500000	Campus furniture/equipment purchases for new initiatives	40,000	
01-8060-501016-580900060	Campus renovations for new initiatives	40,000	
			80,000
01-8030-501032-580900000	PC Initiative: Duplication Ctr- Folding Machine	6,500	
01-8030-501032-580500000	photo/video equipment for studio	5,000	
			11,500
01-8040-503010-580900000	PC Initiative: Chairs for VPHR office, reception area of HR, permanent walls to replace DHRO office	10,000	
			10,000
01-8080-504010-580500000	Cap. Equipment replacement \$7,500	7,500	
			7,500
01-8080-504020-580500000	Darktrace \$90,000.00 3 new switches/expansion \$18,000.00 New 30KVaUPS to replace the old 20KVa UPS in the MDF \$23,000.00 New wireless Aruba Controller for Shah - currnent one coming to end of life at end of 2022. \$15,000.00	146,000	
			146,000
01-8080-504030-580900000	PC Initiative: Luecht Lighting Upgrade - The current lighting in the Luecht Conference Center does not meet the needs of the event hosts or participants. The lighting can best be described as a series of car headlights that can be on, off, or dimmed.	80,000	
			80,000
TOTAL INSTITUTIONAL SUPPORT CAPITAL OUTLAY			340,000
TOTAL EDUCATION FUND CAPITAL OUTLAY			916,739

Operation & Maintenance of Plant

02-7030-505035-580700000	Cargo Service Van \$25k, Lawn Equipment \$15k, other Physical Plant Equipment \$20k	65,000	
			65,000
02-7090-505050-580200000	Change-add patching needed for radio parking lot for safety	16,000	
02-7090-505050-580200000	Change-add kiln roofing structure upgrade	22,000	
02-7090-505050-580200000	Change-add budget for exterior signage updated that are needed	25,000	
			63,000
02-7010-505060-580900007	Associated A/E fees related to ISES projects	65,000	
02-7010-505060-580700005	GRDEL03- INSTALL POLE-MOUNTED LIGHTING ALONG TARTAN ROAD: Install seven new pole-mounted light fixtures along Tartan Road. The lighting should be installed on 20 foot tall stanchions with LED fixtures. The lighting should be connected to the master control timer. PWSPL04- REPLACE OLDEST FIRE HYDRANT: The fire hydrants around campus are of varying age and condition. Some of these hydrants may be nearing the age where reliable operation becomes questionable. This project provides a budget to replace the older fire hydrants around campus. DEL01- REPLACE EMERGENCY GENERATOR: Replace the existing emergency generator set with an appropriately sized unit based on current facility requirements. Replacement costs include the demolition of existing equipment and installation of a new generator, automatic transfer switches (ATS), battery and charger, exhaust system, and necessary piping and electrical connections. Specify a natural gas-fired unit unless otherwise directed by local standards.	600,000	
			665,000
TOTAL OPERATION & MAINTENANCE OF PLANT CAPITAL OUTLAY			793,000
TOTAL OPERATIONS AND MAINTENANCE FUND CAPITAL OUTLAY			793,000

03-8020-501030-580900010	Change-Student Farm Expansion Project @ \$125,834.00	125,834	
			125,834
<hr/>			
TOTAL CAPITAL OUTLAY			125,834
Institutional Support			
03-8020-501030-580900000	CATI CDB Match @ \$18,160,862 (\$15,761,500 orig.+ \$2,399,612 match increase) CATI MCC Match @ \$6,910,014 (inlc budget round up of 21,443 and increase in match @ \$799,871) CATI Connencting Link-MCC 100% @ \$1,300,000.00 Greenhouse reallocated @ \$250,000 CDB Illinois Jobs Now Pumphouse reallocated @ \$40,000 CDB Illinois Jobs Now	26,370,876	
03-8020-501030-580900000	Ring Road CDB Match @ \$1,078,125 Ring Road MCC match @ \$359,375	1,437,500	
03-8020-501030-580900000	Change-CATI Equipment Grant 1 AMC Match @ \$378,539	378,539	
03-8020-501030-580900000	Change-needed for CATI equipment needs reducing Fund 03 balance to zero	2,471,560	
03-8020-501030-580900000	Access Roadway CDB Match @ \$420,000 Access Roadway Road MCC match @ \$201,316 (\$140,000 plus \$60,316 increase)	621,316	
			31,279,791
<hr/>			
03-8020-501054-580500000	leases accounting protocol	1,000,000	
			1,000,000
<hr/>			
TOTAL INSTITUTIONAL SUPPORT CAPITAL OUTLAY			32,279,791
TOTAL OPERATIONS AND MAINTENANCE RESTRICTED FUND CAPITAL OUTLAY			32,405,625
<hr/>			

Auxiliary Services

05-6040-605010-580900000 PC Initiative: Fitness Center - New Treadmill. 8,000
Current one is 12 years old

8,000

TOTAL AUXILIARY SERVICES CAPITAL OUTLAY

8,000

TOTAL AUXILIARY FUND CAPITAL OUTLAY

8,000

Student Services

06-3040-901026-580600000	Per grant budget	119,000	
			119,000
<hr/>			
06-3080-904147-580900060	Pathways construction	50,000	
06-3080-904147-580600000	Added to match grant	96,000	
			146,000
<hr/>			
TOTAL STUDENT SERVICES CAPITAL OUTLAY			265,000

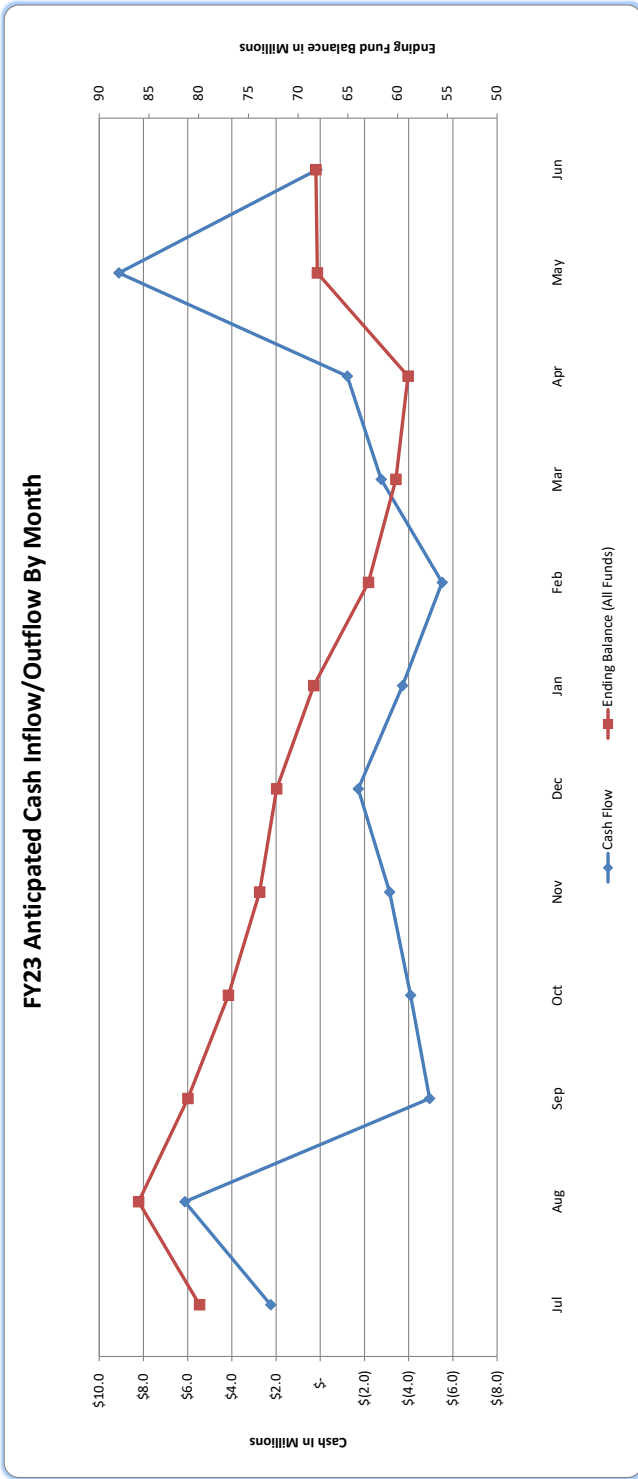
Institutional Support

06-8060-904161-580900005	HEERF Capital Projects	500,000	
			500,000
<hr/>			
TOTAL INSTITUTIONAL SUPPORT CAPITAL OUTLAY			500,000
TOTAL RESTRICTED PURPOSES FUND CAPITAL OUTLAY			765,000

Cash Flow Budget

This page left blank intentionally

Beginning Balance (All Funds)														68,071,491	77,675,270
Cat	Category Description	Jul	Aug	Sep	Oct	Nov	Dec	Jan	Feb	Mar	Apr	May	Jun	Total	
41	Local Governmental Sources	892,195	11,895,929	594,796	297,398	-	-	1,791,183	1,279,417	2,047,066	2,973,982	12,490,726	594,796	29,739,823	
42	State Governmental Sources	4,350,016	1,279,417	1,023,533	1,535,300	2,302,950	2,814,716	628,439	448,885	718,216	1,791,183	2,047,066	3,326,483	25,588,330	
43	Federal Governmental Sources	1,526,208	448,885	359,108	538,662	807,993	987,546	628,439	448,885	718,216	628,439	718,216	1,167,100	8,977,695	
44	Student Tuition & Fees	2,544,629	748,420	598,736	898,104	1,347,156	1,646,525	1,047,788	748,420	1,197,472	1,047,788	1,197,472	1,945,893	14,968,405	
45	Sales & Service Fees	547,485	161,025	128,820	193,230	289,845	354,255	225,435	161,025	257,640	225,435	257,640	418,665	3,220,500	
46	Facilities Revenue	4,497	4,497	4,497	4,497	4,497	4,497	4,497	4,497	4,497	4,497	4,497	4,497	53,966	
47	Investment Revenue	28,110	28,110	28,110	28,110	28,110	28,110	28,110	28,110	28,110	28,110	28,110	28,110	337,315	
48	Nongovernmental Gifts, Scholarships, Grants & Bequests	460,870	135,550	108,440	162,660	243,990	298,210	189,770	135,550	216,880	189,770	216,880	352,430	2,711,000	
49	Other Revenue	3,009,529	3,009,529	3,009,529	3,009,529	3,009,529	3,009,529	3,009,529	3,009,529	3,009,529	3,009,529	3,009,529	3,009,529	36,114,348	
Net Cash Inflow		13,363,539	17,711,361	5,855,569	6,667,490	8,034,069	9,143,388	6,924,751	5,815,432	7,479,410	9,898,733	19,970,136	10,847,503	121,711,382	
51	Salaries	2,769,462	2,649,051	2,528,639	2,649,051	2,649,051	2,649,051	2,408,228	2,769,462	2,408,228	2,769,462	2,649,051	2,528,639	31,427,376	
52	Employee Benefits	3,246,065	3,104,932	2,963,798	3,104,932	3,104,932	2,822,865	3,246,065	3,246,065	2,822,865	3,246,065	3,104,932	2,963,798	36,835,781	
53	Contractual Services	396,113	792,227	509,288	339,526	565,876	396,113	509,288	339,526	396,113	396,113	396,113	452,701	5,658,761	
54	General Materials & Supplies	330,367	660,734	424,758	283,172	471,953	330,367	471,953	424,758	283,172	330,367	330,367	377,563	4,719,532	
55	Travel & Conference/Meeting	43,889	43,889	43,889	43,889	43,889	43,889	43,889	43,889	43,889	43,889	43,889	43,889	526,670	
56	Fixed Charges	195,014	195,014	195,014	195,014	195,014	195,014	195,014	195,014	195,014	195,014	195,014	195,014	2,340,171	
57	Utilities	101,813	101,813	101,813	101,813	101,813	101,813	101,813	101,813	101,813	101,813	101,813	101,813	1,221,758	
58	Capital Outlay	2,907,364	2,907,364	2,907,364	2,907,364	2,907,364	2,907,364	2,907,364	2,907,364	2,907,364	2,907,364	2,907,364	2,907,364	34,888,364	
59	Other Expenditures	1,120,760	1,120,760	1,120,760	1,120,760	1,120,760	1,120,760	1,120,760	1,120,760	1,120,760	1,120,760	1,120,760	1,120,760	13,449,120	
60	Contingency	8,333	8,333	8,333	8,333	8,333	8,333	8,333	8,333	8,333	8,333	8,333	8,333	100,000	
Net Cash Outflow		11,119,181	11,584,117	10,803,658	10,753,854	11,168,985	10,857,637	10,645,896	11,326,747	10,230,764	11,119,181	10,857,637	10,699,875	131,167,533	
Net Cash (Out)/In Flow		2,244,357	6,127,244	(4,948,088)	(4,086,364)	(3,134,916)	(1,714,249)	(3,721,145)	(5,511,315)	(2,751,354)	(1,220,448)	9,112,499	147,628	(9,456,151)	
Ending Balance (All Funds)		79,919,627	86,046,872	81,098,783	77,012,419	73,877,503	72,163,255	68,442,109	62,930,794	60,179,440	58,958,992	68,071,491	68,219,119	68,219,119	



This page left blank intentionally

Historical & Statistical Information

This page left blank intentionally

ENDING FUND BALANCE BY FUND-MCHENRY COUNTY COLLEGE

FY	01 Education Fund	02 Operations & Maintenance Fund	03 Operations & Maintenance (Restricted) Fund	04 Bond & Interest Fund	05 Auxiliary Enterprises Fund	06 Restricted Purposes Fund	07 Working Cash Fund	10 Trust & Agency Fund	11 Audit Fund	12 Liability Protection & Settlement Fund	All Funds
2008	14,376,767	1,275,072	4,610,581	-	310,800	51,681	2,804,810	-	283,234	3,756,219	27,469,164
2009	15,026,720	1,957,085	6,333,894	-	319,029	51,681	2,810,719	-	242,029	3,147,359	29,888,516
2010	18,102,114	3,654,494	7,964,902	-	811,640	51,681	2,811,516	-	151,727	2,271,676	35,819,750
2011	20,787,146	4,310,159	10,200,757	-	1,520,370	51,681	2,814,249	-	64,912	1,283,763	41,033,037
2012	19,374,545	5,547,232	13,046,400	-	1,853,907	72,063	2,817,154	-	(40,101)	320,836	42,992,036
2013	19,649,623	4,672,822	11,707,028	-	2,088,052	64,643	2,820,030	-	47,736	801,510	41,851,444
2014	18,387,214	5,715,263	10,896,967	-	1,912,834	60,260	2,821,100	-	62,702	678,115	40,534,455
2015	18,291,358	7,188,155	10,787,562	-	1,353,262	51,623	2,835,564	-	79,017	790,024	41,376,565
2016	16,869,224	7,589,495	10,747,947	-	947,291	42,263	2,861,877	-	86,998	862,425	40,007,520
2017	17,178,954	8,011,018	18,625,300	-	438,628	33,704	2,873,334	-	79,500	805,344	48,045,782
2018	18,354,274	8,975,643	7,466,552	(82,352)	225,811	23,178	2,881,170	-	75,367	736,571	38,656,214
2019	19,814,385	9,514,021	5,221,169	14,305	224,674	7,748	2,966,245	-	68,374	696,447	38,527,368
2020	22,245,549	6,863,766	5,541,186	124,439	8,597	483	3,048,914	390,048	60,664	593,619	38,877,265
2021	24,117,766	8,193,267	5,654,508	221,886	522,810	(4,525)	3,056,600	410,950	58,348	618,749	42,850,359
2022*	25,188,538	5,779,437	7,914,875	334,743	167,460	(11,346)	3,010,717	403,874	72,685	635,329	43,496,312

MCC Average Fund Balance from 2008 through 2021

19,184,278	5,949,795	9,114,642	40,868	847,011	36,455	2,882,267	80,325	92,879	1,199,866	39,137,820
------------	-----------	-----------	--------	---------	--------	-----------	--------	--------	-----------	------------

MCC Budgeted FY22 Estimated Ending Fund Balance

25,076,763	5,606,579	1,751,215	336,866	125,073	(4,525)	3,107,032	410,950	48,348	618,748	37,077,049
------------	-----------	-----------	---------	---------	---------	-----------	---------	--------	---------	------------

Difference Between the 13 Year Average (FY08-FY20) Fund Balances and MCC Estimated FY21 Ending Fund Balance*

5,892,485	(343,216)	(7,363,427)		(721,938)	(40,980)	224,765	330,625	(44,531)	(581,118)	(2,060,771)
-----------	-----------	-------------	--	-----------	----------	---------	---------	----------	-----------	-------------

Most Current Available State Average FY2018 **

15,654,281	4,446,362	9,115,627	2,370,515	2,057,939	2,293,344	10,048,031	41,612	1,875,562	47,903,273
------------	-----------	-----------	-----------	-----------	-----------	------------	--------	-----------	------------

Difference Between the State Average Fund Balances and MCC Estimated FY21 Ending Fund Balances

9,422,482	1,160,217	(7,364,412)	(2,033,649)	(1,932,866)	(2,297,869)	(6,940,999)	410,950	6,736	(1,256,814)	(10,826,224)
-----------	-----------	-------------	-------------	-------------	-------------	-------------	---------	-------	-------------	--------------

(1) Calculations exclude Fund 08, Fund 09 and Fund 17 for comparison purposes across the State

*Balances are estimated due to the fiscal year not being closed

**Most current data available for the State

08 ⁽¹⁾ General Fixed Asset Fund	09 ⁽¹⁾ General Long- Debt Fund	17 ⁽¹⁾ OPEB Liability	Total Of All Funds
34,084,319	(6,818,327)	-	54,735,156
34,841,945	(15,571,153)	-	49,159,308
34,024,483	(14,094,092)	-	55,750,141
34,437,939	(12,607,632)	-	62,863,344
37,068,468	(10,423,352)	-	69,637,152
41,683,670	(8,208,905)	-	75,326,209
47,924,544	(8,873,881)	-	79,585,118
48,096,765	(7,681,992)	-	81,791,338
48,027,123	(6,662,802)	-	81,371,841
50,027,170	(15,223,183)	-	82,849,769
63,381,587	(13,265,552)	(26,030,570)	62,741,679
66,992,000	(12,262,958)	(27,495,528)	65,760,882
71,696,118	(11,388,252)	(27,919,259)	71,265,872
70,248,226	(10,700,905)	(27,928,385)	74,469,295
71,599,678	(9,901,874)	(27,518,846)	77,675,270

50,275,602	(10,912,324)	(27,343,436)	69,093,365
------------	--------------	--------------	------------

70,218,811	(10,700,904)	(29,428,383)	67,166,573
------------	--------------	--------------	------------

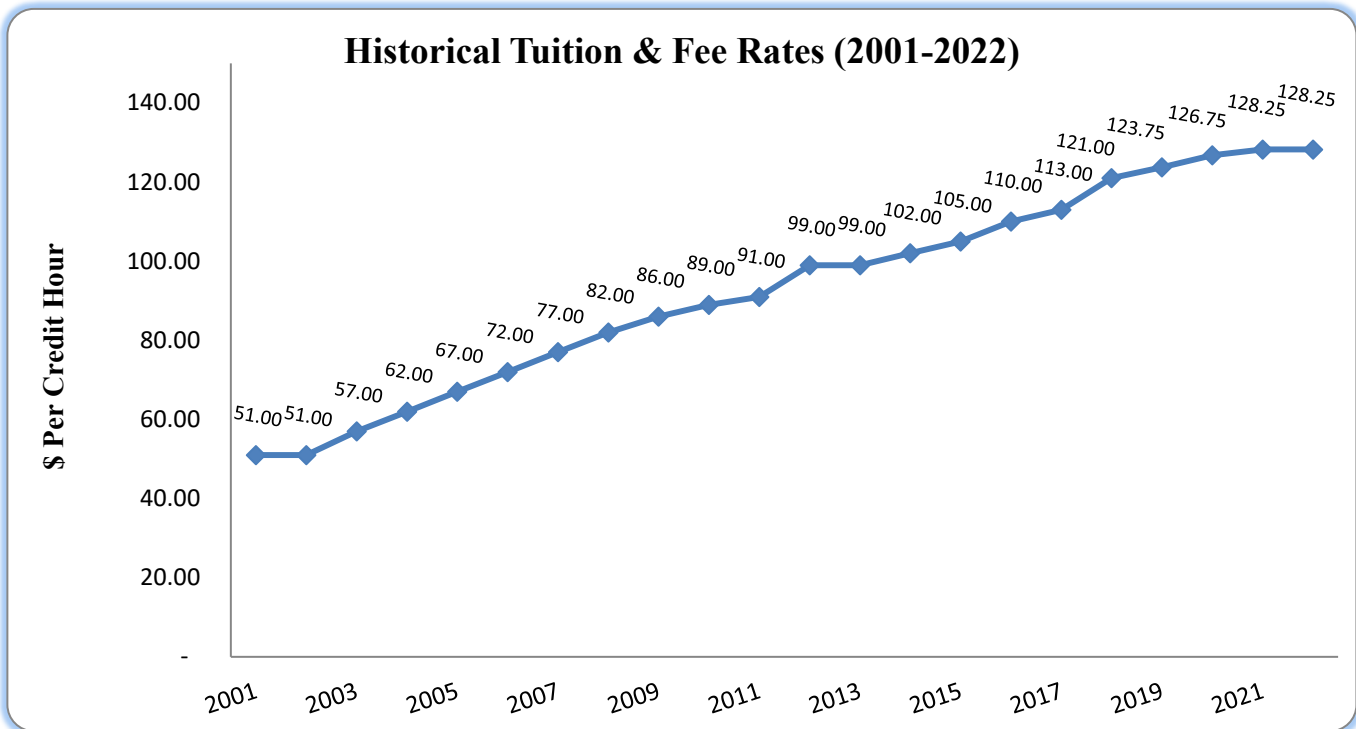
19,943,209	211,420		(1,926,792)
------------	---------	--	-------------

			47,903,273
--	--	--	------------

**McHENRY COUNTY COLLEGE
COMMUNITY COLLEGE DISTRICT NUMBER 528**

**HISTORY OF TUITION AND FEE RATES
FY2001 thru FY2023***

<u>Fiscal Year</u>	<u>Tuition</u>	<u>Technology</u>	<u>Total</u>	<u>% Change</u>
2001	46.00	5.00	51.00	8.5%
2002	46.00	5.00	51.00	0.0%
2003	49.00	8.00	57.00	11.8%
2004	53.00	9.00	62.00	8.8%
2005	58.00	9.00	67.00	8.1%
2006	63.00	9.00	72.00	7.5%
2007	68.00	9.00	77.00	6.9%
2008	73.00	9.00	82.00	6.5%
2009	77.00	9.00	86.00	4.9%
2010	80.00	9.00	89.00	3.5%
2011	82.00	9.00	91.00	2.2%
2012	90.00	9.00	99.00	8.8%
2013	90.00	9.00	99.00	0.0%
2014	93.00	9.00	102.00	3.0%
2015	96.00	9.00	105.00	2.9%
2016	101.00	9.00	110.00	4.8%
2017	104.00	9.00	113.00	2.7%
2018	104.00	17.00	121.00	7.1%
2019	107.00	16.75	123.75	2.3%
2020	110.00	16.75	126.75	2.4%
2021	111.50	16.75	128.25	1.2%
2022	111.50	16.75	128.25	0.0%
2023*	111.50	16.75	128.25	0.0%

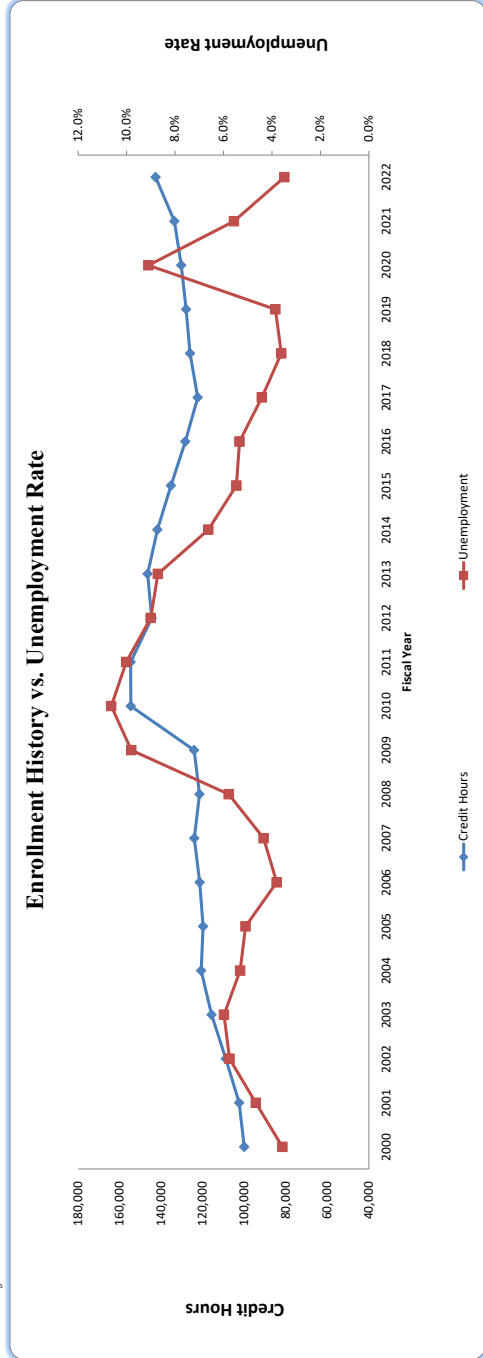


*Budgeted to be flat with Board approval of tuition & fees expected February 2023

McHENRY COUNTY COLLEGE
COMMUNITY COLLEGE DISTRICT NUMBER 528
ENROLLMENT HISTORY vs. McHENRY COUNTY UNEMPLOYMENT RATE
FY2000 thru FY2023*

Fiscal Year	Credit Hours**	Percent Change	Summer Enrollment			Fall Enrollment			Spring Enrollment			Unemployment***
			Headcount	FTE	Headcount	FTE	Headcount	FTE	Headcount	FTE		
2000	100,033	21.9%	3,394	797	6,393	2,975	6,547	2,897	2,897	3.6%		
2001	102,502	2.5%	3,538	805	6,816	3,063	6,778	2,965	2,965	4.7%		
2002	108,926	6.3%	3,797	872	6,958	3,213	6,926	3,176	3,176	5.8%		
2003	115,741	6.3%	3,895	973	7,112	3,421	6,939	3,323	3,323	6.0%		
2004	120,788	4.4%	3,984	1,026	7,110	3,606	6,916	3,421	3,421	5.3%		
2005	119,872	-0.8%	3,883	1,038	6,991	3,574	6,689	3,366	3,366	5.1%		
2006	121,521	1.4%	3,914	1,000	6,926	3,601	6,880	3,500	3,500	3.8%		
2007	124,079	2.1%	3,854	1,009	6,792	3,651	6,598	3,613	3,613	4.3%		
2008	121,574	-2.0%	3,710	1,600	6,510	3,600	6,539	3,584	3,584	5.8%		
2009	124,189	2.2%	3,475	1,660	6,585	3,698	6,514	3,671	3,671	9.8%		
2010	154,620	28.04%	3,782	2,977	7,555	4,678	7,551	4,571	4,571	10.6%		
2011	154,737	0.1%	3,982	1,163	7,853	4,693	7,610	4,458	4,458	10.0%		
2012	144,578	-6.6%	3,935	1,178	7,465	4,327	7,189	4,146	4,146	9.0%		
2013	146,581	1.4%	3,816	1,078	6,976	4,320	7,492	4,347	4,347	8.7%		
2014	141,828	-3.2%	3,692	1,078	7,332	4,327	6,948	4,020	4,020	6.6%		
2015	135,345	-4.6%	3,358	1,001	7,307	4,033	6,973	3,988	3,988	5.5%		
2016	128,393	-5.1%	3,172	914	6,821	3,888	6,919	3,756	3,756	5.3%		
2017	122,406	-4.7%	3,125	891	6,696	3,726	6,711	3,543	3,543	4.4%		
2018	126,130	3.0%	2,829	825	7,160	3,860	7,240	3,724	3,724	3.6%		
2019	128,048	1.5%	2,998	879	7,283	3,877	7,306	3,780	3,780	3.9%		
2020	130,345	1.8%	2,640	800	7,608	3,959	7,943	3,931	3,931	9.1%		
2021	133,651	2.5%	2,968	863	8,018	4,079	8,186	3,968	3,968	5.6%		
2022	142,695	6.8%	3,188	962	9,046	4,350	9,053	4,012	4,012	3.5%		
2023	142,150	-0.4%	2,946	990	7,776	4,334	7,875	4,174	4,174	6.0%*		

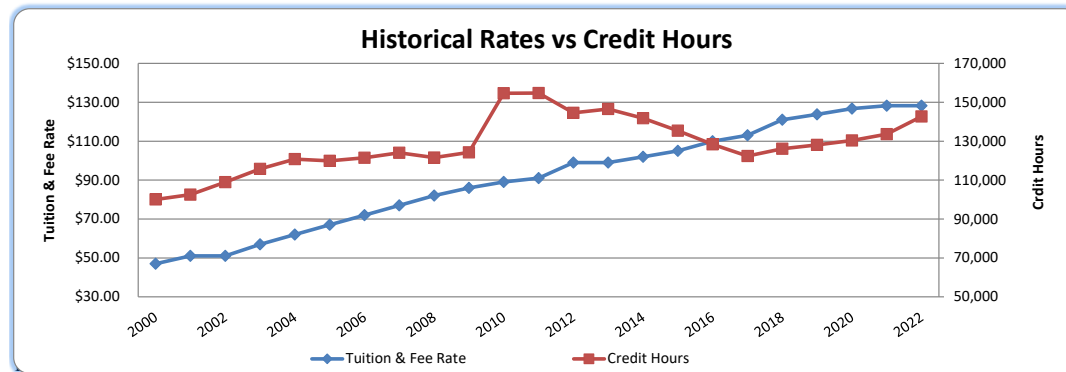
* Forecasted Estimate
 ** Source A1 Report from Institutional Research
 *** Source: Bureau of Labor Statistics



**McHENRY COUNTY COLLEGE
COMMUNITY COLLEGE DISTRICT NUMBER 528**

**Historical Tuition & Fee Rate, Credit Hours, and Elasticity
of Demand FY1999 thru FY2023***

Fiscal Year	Tuition	Technology/Infrastructure	Tuition & Fee Rate	Credit Hours	E_d
1998	\$ 40.00	\$ -	\$ 40.00	80,486	
1999	\$ 42.00	\$ 3.00	\$ 45.00	82,091	0.16 = RI
2000	\$ 44.00	\$ 3.00	\$ 47.00	100,033	4.92 = RI
2001	\$ 46.00	\$ 5.00	\$ 51.00	102,502	0.29 = RI
2002	\$ 46.00	\$ 5.00	\$ 51.00	108,926	0.00 = RI
2003	\$ 49.00	\$ 8.00	\$ 57.00	115,741	0.53 = RI
2004	\$ 53.00	\$ 9.00	\$ 62.00	120,788	0.50 = RI
2005	\$ 58.00	\$ 9.00	\$ 67.00	119,872	-0.09 = RI
2006	\$ 63.00	\$ 9.00	\$ 72.00	121,521	0.18 = RI
2007	\$ 68.00	\$ 9.00	\$ 77.00	124,079	0.30 = RI
2008	\$ 73.00	\$ 9.00	\$ 82.00	121,574	-0.31 = RI
2009	\$ 77.00	\$ 9.00	\$ 86.00	124,189	0.44 = RI
2010	\$ 80.00	\$ 9.00	\$ 89.00	154,620	7.02 = RI
2011	\$ 82.00	\$ 9.00	\$ 91.00	154,737	0.03 = RI
2012	\$ 90.00	\$ 9.00	\$ 99.00	144,578	-0.75 = RI
2013	\$ 90.00	\$ 9.00	\$ 99.00	146,581	0.00 = RI
2014	\$ 93.00	\$ 9.00	\$ 102.00	141,828	-1.07 = RE
2015	\$ 96.00	\$ 9.00	\$ 105.00	135,345	-1.55 = RE
2016	\$ 101.00	\$ 9.00	\$ 110.00	128,393	-1.08 = RE
2017	\$ 104.00	\$ 9.00	\$ 113.00	122,406	-1.71 = RE
2018	\$ 104.00	\$ 17.00	\$ 121.00	126,130	0.43 = RI
2019	\$ 107.00	\$ 16.75	\$ 123.75	128,048	0.67 = RI
2020	\$ 110.00	\$ 16.75	\$ 126.75	130,345	0.74 = RI
2021	\$ 111.50	\$ 16.75	\$ 128.25	133,651	2.14 = RI
2022	\$ 111.50	\$ 16.75	\$ 128.25	142,695	0.00 = RI
2023*	\$ 111.50	\$ 16.75	\$ 128.25	142,150	0.00 = RI



Relatively inelastic (RI): when the percentage change in quantity demanded is *less than* the percentage change in price (so that $E_d > -1$);
Unit elasticity demand (UE): when the percentage change in quantity demanded is *equal to* the percentage change in price (so that $E_d = -1$);
Relatively elastic (RE): when the percentage change in quantity demanded is greater than the percentage change in price (so that $E_d < -1$)

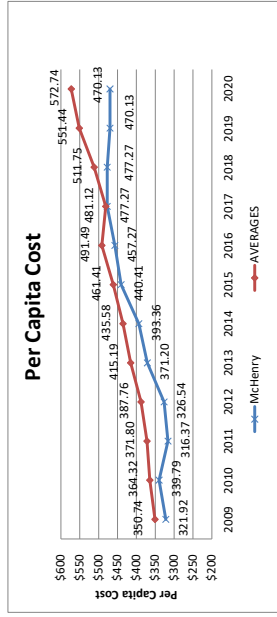
*Enrollment Credit Hours Forecasted

Table IV-8
PER CAPITA COSTS, CHARGEBACK RATES, AND STUDENT TUITION AND
FEE RATES AT ILLINOIS PUBLIC COMMUNITY COLLEGE DISTRICTS

Dist. No.	DISTRICT	Fiscal Year											Rank		
		2009	2010	2011	2012	2013	2014	2015	2016	2017	2018	2019		2020	2021*
		Per Capita Costs.a)	Per Capita Costs.a)	Per Capita Costs.a)	Per Capita Costs.a)	Per Capita Costs.a)	Per Capita Costs.a)	Per Capita Costs.a)	Per Capita Costs.a)	Per Capita Costs.a)	Per Capita Costs.a)	Per Capita Costs.a)	Per Capita Costs.a)	Per Capita Costs.a)	Per Capita Costs.a)
501	Kaskaskia	286.89	308.13	354.60	389.23	441.36	407.93	423.86	442.28	447.37	444.47	519.55	533.11	533.11	25
502	DuPage	370.09	366.42	366.64	420.70	491.50	485.69	484.03	446.63	439.08	470.81	496.17	496.17	496.17	27
503	Black Hawk	379.68	388.69	405.19	417.67	472.82	434.46	452.48	444.09	468.34	451.47	470.73	491.66	491.66	32
504	Triton	254.43	265.45	285.79	298.71	331.66	342.15	429.24	505.22	505.22	476.52	525.61	485.43	485.43	34
505	Parkland	396.46	410.24	420.15	434.65	467.42	489.58	513.05	535.30	529.49	588.73	624.95	641.71	641.71	8
506	Sauk Valley	395.90	404.39	390.57	423.89	463.14	480.30	480.26	479.63	491.25	494.17	526.60	561.16	561.16	19
507	Danville	373.69	394.03	373.23	382.11	419.84	434.32	456.28	509.55	490.25	552.82	562.29	593.63	593.63	15
508	Chicago	301.55	251.70 *		368.88	233.84	249.71	246.42	426.69	388.26	462.17	487.74	518.37	518.37	28
509	Elgin	442.65	436.49	445.27	472.54	480.93	497.79	538.41	518.93	463.83	526.05	544.26	539.99	539.99	20
510	South Suburban	389.80	409.28	376.59	426.02	461.72	477.84	595.81	656.12	700.42	831.46	716.36	749.45	749.45	2
511	Rock Valley	368.46	372.65	412.57	435.87	387.42	390.78	410.54	384.58	408.73	381.85	430.98	443.81	443.81	38
512	Harper	407.28	431.07	425.85	435.87	461.28	475.87	527.03	549.39	548.73	557.19	606.79	659.02	659.02	6
513	Illinois Valley	328.68	322.98	335.99	341.98	388.05	409.97	427.51	476.27	453.29	461.02	472.28	553.22	553.22	21
514	Illinois Central	409.55	391.34	435.65	475.03	482.67	464.76	518.47	646.99	562.17	661.01	697.02	740.69	740.69	3
515	Prairie State	409.01	405.34	426.69	429.02	467.17	497.62	508.79	597.89	484.13	666.19	547.90	612.80	612.80	13
516	Waubesa	327.01	329.27	343.70	364.40	360.74	363.95	374.49	400.75	428.91	428.91	468.32	479.91	479.91	35
517	Lake Land	290.20	286.07	291.07	305.16	295.39	299.93	301.30	363.72	353.42	412.08	442.76	463.98	463.98	37
518	Sandburg	558.97	634.20	536.18	534.13	576.27	585.95	612.83	736.80	579.26	631.35	830.02	877.46	877.46	1
519	Highland	396.75	422.85	401.57	444.13	479.84	503.27	524.62	578.69	557.35	594.37	625.81	661.93	661.93	5
520	Kankakee	303.69	312.84	332.01	371.43	353.33	409.88	435.60	553.60	519.42	592.08	624.37	687.01	687.01	4
521	Rend Lake	339.16	360.71	372.32	377.53	406.84	419.41	451.78	493.87	479.10	503.67	557.01	590.16	590.16	16
522	Southwestern	294.66	352.83	371.78	390.30	441.93	454.75	520.31	523.08	519.32	521.73	532.91	504.00	504.00	30
523	Kishwaukee	349.15	371.32	441.49	401.11	411.55	478.14	513.99	564.65	551.08	542.57	590.71	618.08	618.08	11
524	Moraine Valley	298.93	295.19	311.57	330.79	344.24	374.86	413.94	434.03	431.82	472.55	520.42	529.42	529.42	26
525	Joliet	306.11	323.25	355.03	388.84	365.12	391.92	436.75	492.89	460.98	525.29	550.64	549.00	549.00	23
526	Lincoln Land	355.06	374.93	344.30	312.13	401.57	431.49	453.53	459.05	445.06	469.76	484.01	510.11	510.11	29
527	Morton	343.46	343.27	369.38	301.71	316.87	357.51	359.81	412.78	429.34	456.80	488.70	489.85	489.85	33
528	McHenry	321.92	339.79	316.37	326.54	371.20	393.36	440.41	457.27	477.27	477.27	470.13	470.13	470.13	36
529	Illinois Eastern	236.61	249.04	268.15	298.78	310.05	322.52	330.61	325.25	331.24	320.40	341.51	388.20	388.20	39
530	Logan	262.58	279.00	277.91	288.22	314.86	321.01	400.08	405.65	383.08	383.08	447.78	552.94	552.94	22
531	Shawnee	300.93	316.81	306.41	325.72	369.12	367.09	393.35	426.16	461.58	461.58	530.66	616.50	616.50	12
532	Lake County	373.17	381.94	353.89	366.11	407.80	449.68	507.00	540.87	507.00	525.00	570.00	606.00	606.00	14
533	Southeastern	316.78	328.18	354.67	394.47	427.68	457.32	442.97	473.34	465.36	512.49	733.14	570.59	570.59	17
534	Spoon River	330.42	335.99	350.36	389.59	417.74	443.88	488.84	473.72	497.63	506.37	539.86	565.42	565.42	18
535	Oakton	329.03	319.91	322.50	348.09	370.05	366.49	382.86	439.78	465.03	465.03	517.09	547.62	547.62	24
536	Lewis & Clark	412.16	432.72	496.00	458.97	501.47	617.57	550.31	498.61	488.47	518.80	736.57	644.41	644.41	7
537	Richtland	423.36	443.77	415.42	484.45	528.87	574.25	593.55	625.85	630.77	630.77	584.36	620.43	620.43	10
539	Wood	320.77	367.64	352.36	365.73	476.41	455.71	491.06	352.62	398.38	489.42	494.34	502.57	502.57	31
540	Heartland	373.75	428.89	428.99	471.82	502.60	539.00	543.00	512.00	568.02	491.00	596.00	635.00	635.00	9
	AVERAGES	350.74	364.32	371.80	387.76	415.19	435.58	461.41	491.49	481.12	511.75	551.44	572.74	572.74	39

SOURCE OF DATA: a) Certificate of Chargeback Reimbursement
b) as certified by the President and CFO

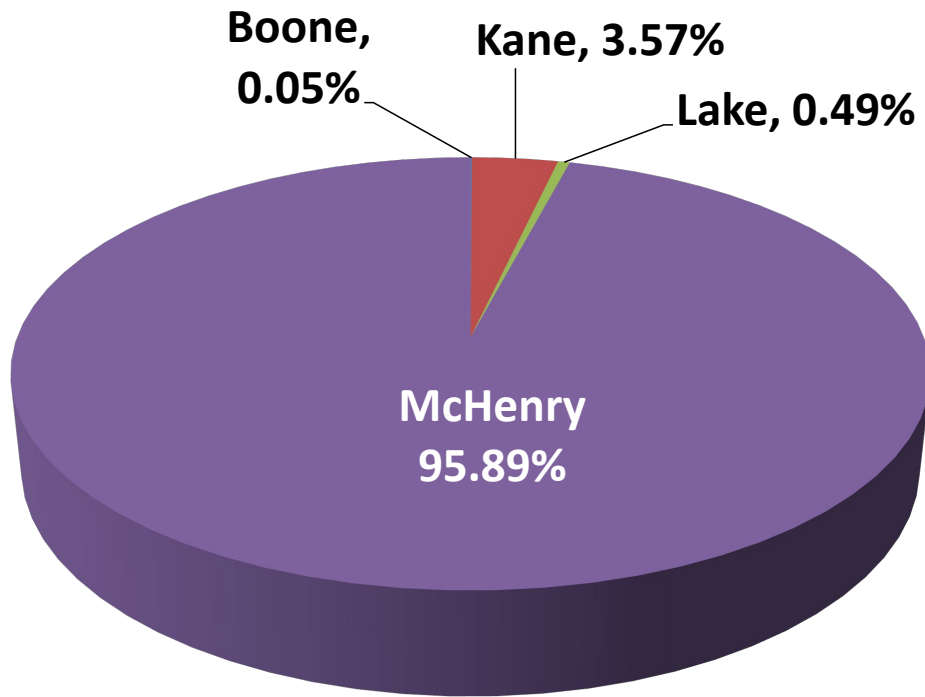
*Statewide/individual data not available for this year at the time of printing



The per capita cost shows the operating efficiency of the College's performance by looking at total operating expense and credit hours generated. The resulting number shows the operating cost of providing one credit hour of instruction.

MCC's cost per credit hour per student is consistently in the lower half of all colleges.

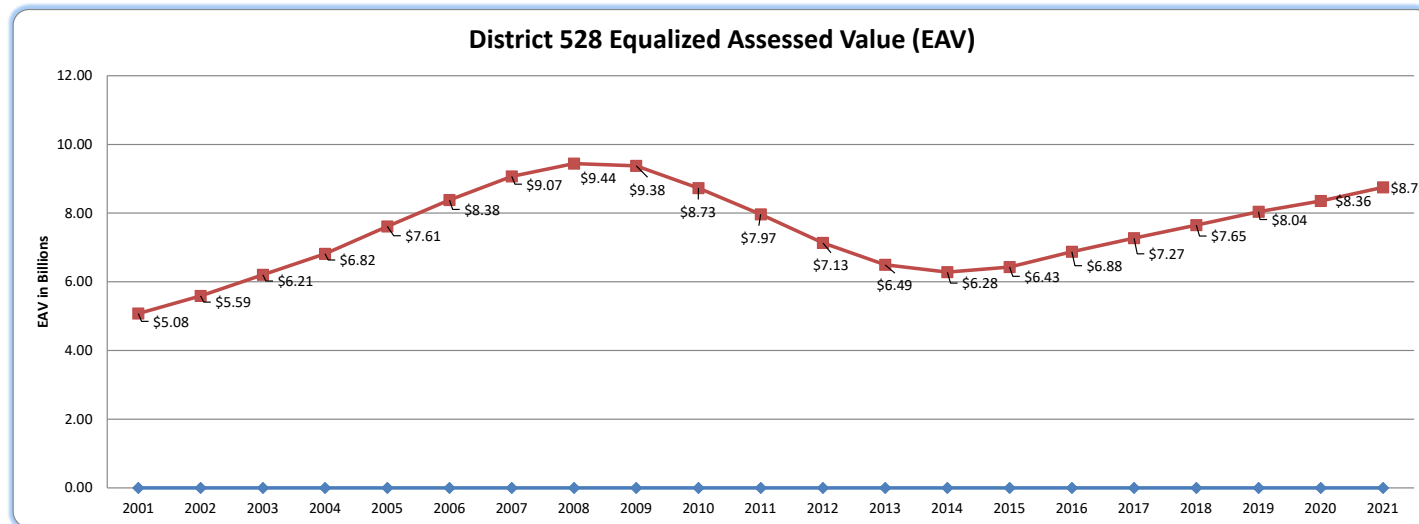
District 528 Equalized Assessed Value By County (tax year 2021)



**McHENRY COUNTY COLLEGE
COMMUNITY COLLEGE DISTRICT NUMBER 528
HISTORY OF ASSESSED VALUATION BY COUNTY
FY2001 thru FY2021**

Tax Levy	McHenry County EAV	Kane County EAV	Lake County EAV	Boone County EAV	Total EAV	% Change	PTELL Cap %	Dollar Change	Dollar Change Attributable to New Construction	Percent Change Attributable to New Construction
2001	4,990,327,795	66,184,539	16,891,933	2,912,595	5,076,316,862	8.48%	1.6%	396,935,590	227,278,846	4.9%
2002	5,492,137,490	77,209,095	18,751,514	2,889,526	5,590,987,625	10.14%	2.4%	514,670,763	252,953,214	5.0%
2003	6,076,741,342	104,221,973	21,528,692	2,863,941	6,205,355,948	10.99%	1.9%	614,368,323	275,310,469	4.9%
2004	6,650,934,973	137,364,542	25,947,240	2,870,051	6,817,116,806	9.86%	3.3%	611,760,858	308,508,589	5.0%
2005	7,414,364,834	165,520,005	31,495,855	3,056,189	7,614,436,883	11.70%	3.4%	797,320,077	309,976,106	4.5%
2006	8,153,570,390	183,311,833	40,087,663	3,246,909	8,380,216,795	10.06%	2.5%	765,779,912	289,104,331	3.5%
2007	8,800,717,398	221,112,372	44,440,185	3,526,043	9,069,795,998	8.23%	4.1%	689,579,203	243,180,063	2.7%
2008	9,133,680,149	254,008,464	51,347,750	3,788,968	9,442,825,331	4.11%	0.1%	373,029,333	167,908,116	1.7%
2009	9,051,763,075	271,240,063	51,759,284	3,728,988	9,378,491,410	-0.68%	2.7%	(64,333,921)	111,062,953	1.0%
2010	8,413,912,393	263,817,531	49,123,691	3,576,487	8,730,430,102	-6.91%	1.5%	(648,061,308)	49,486,285	0.3%
2011	7,671,879,914	246,530,390	44,804,431	3,404,273	7,966,619,008	-8.75%	3.0%	(763,811,094)	32,832,330	0.2%
2012	6,865,719,647	223,292,855	40,202,337	3,171,233	7,132,386,072	-10.47%	1.7%	(834,232,936)	35,454,939	0.2%
2013	6,251,575,722	201,014,154	38,539,067	3,071,620	6,494,200,563	-8.95%	1.5%	(638,185,509)	26,590,058	0.2%
2014	6,041,338,599	198,566,016	37,842,505	3,111,807	6,280,858,927	-3.29%	0.8%	(213,341,636)	39,886,063	0.4%
2015	6,178,560,032	213,872,603	37,190,472	3,151,607	6,432,774,714	2.42%	0.7%	151,915,787	41,309,053	0.5%
2016	6,584,946,024	252,663,636	37,331,727	3,308,548	6,878,249,935	6.93%	2.1%	445,475,221	48,354,221	0.6%
2017	6,957,624,248	270,109,164	38,745,539	3,308,548	7,269,787,499	5.69%	2.1%	391,537,564	42,742,493	0.4%
2018	7,333,522,216	274,596,594	39,569,937	3,502,321	7,651,191,068	5.25%	1.9%	381,403,569	35,143,002	0.3%
2019	7,697,854,815	296,986,460	42,387,485	3,954,116	8,041,182,876	5.10%	2.3%	389,991,808	37,314,715	0.3%
2020	8,006,641,165	303,058,698	42,829,953	3,954,116	8,356,483,932	3.92%	1.4%	315,301,056	46,252,685	0.4%
2021	8,393,469,798	312,098,931	42,796,269	4,369,712	8,752,734,710	4.74%	8.5%	396,250,778	59,121,302	0.5%

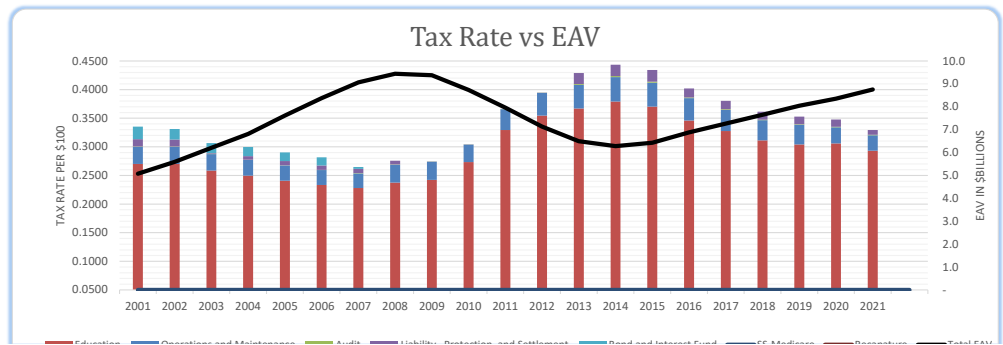
The Property Tax Extension Limitation Act was effective with the 1991 Tax Levy.



**McHENRY COUNTY COLLEGE
COMMUNITY COLLEGE DISTRICT NUMBER 528**

TAX RATE HISTORY

Year of Levy	Education Fund	Operations and Maintenance Fund	Audit Fund	Liability, Protection, and Settlement Fund	Social Security and Medicare Fund	Bond and Interest Fund	Prior Year Adj and Recapature	Sub-Total
1977	0.117000	0.029200	-	-	-	0.037700	-	0.1839
1978	0.120000	0.030000	-	-	-	0.034800	-	0.1848
1979	0.120000	0.030000	-	-	-	0.055400	-	0.2054
1980	0.119000	0.029800	-	-	-	0.047600	-	0.1964
1981	0.120000	0.030000	-	-	-	0.044000	-	0.1940
1982	0.120000	0.030000	-	-	-	0.043000	-	0.1930
1983	0.120000	0.030000	0.001200	0.004800	-	0.044000	-	0.2000
1984	0.120000	0.030000	0.001000	0.004800	-	0.047200	-	0.2030
1985	0.120000	0.030000	0.001000	0.007000	-	0.047000	-	0.2050
1986	0.118600	0.030000	0.001000	0.008100	-	0.043300	-	0.2010
1987	0.219400	0.030000	0.001100	0.010600	-	0.039900	-	0.3010
1988	0.213000	0.029000	0.001000	0.010000	-	0.040000	-	0.2930
1989	0.216600	0.029800	0.000700	0.010300	-	0.053100	-	0.3105
1990	0.220000	0.077500	0.000900	0.013100	-	0.048500	-	0.3600
1991	0.220000	0.059600	0.002000	0.018700	-	0.040300	-	0.3406
1992	0.217700	0.029700	0.002300	0.040600	-	0.066700	-	0.3570
1993	0.220000	0.030000	0.002200	0.029900	-	0.067900	-	0.3500
1994	0.220000	0.030000	0.002100	0.027200	-	0.066000	-	0.3453
1995	0.220000	0.030000	0.001500	0.024600	-	0.071200	-	0.3473
1996	0.218800	0.029900	0.001000	0.021800	-	0.070800	-	0.3423
1997	0.220000	0.030000	0.001300	0.014100	0.004600	0.076500	-	0.3465
1998	0.220000	0.030000	0.001100	0.013000	0.004000	0.074500	-	0.3426
1999	0.219900	0.030000	0.000800	0.013000	0.004400	0.072700	-	0.3408
2000	0.2700	0.0300	0.0008	0.0126	0.0050	0.0218	-	0.3402
2001	0.2700	0.0300	0.0008	0.0119	0.0055	0.0185	-	0.3367
2002	0.2700	0.0300	0.0008	0.0010	0.0054	0.0177	-	0.3249
2003	0.2585	0.0287	0.0004	0.0062	0.0032	0.0160	-	0.3130
2004	0.2496	0.0277	0.0004	0.0075	0.0031	0.0150	-	0.3033
2005	0.2407	0.0267	0.0002	0.0077	0.0037	0.0143	-	0.2933
2006	0.2335	0.0260	0.0005	0.0073	0.0033	0.0035	-	0.2741
2007	0.2281	0.0255	0.0006	0.0066	0.0026	-	-	0.2634
2008	0.2375	0.0311	0.0000	0.0000	0.0000	-	-	0.2686
2009	0.2422	0.0317	0.0000	0.0000	0.0000	-	-	0.2740
2010	0.2735	0.0304	0.0000	0.0000	0.0000	-	-	0.3039
2011	0.3294	0.0366	0.0000	0.0000	0.0000	-	-	0.3660
2012	0.3545	0.0399	0.0015	0.0192	0.0009	-	-	0.4160
2013	0.3669	0.0413	0.0016	0.0199	0.0009	-	-	0.4306
2014	0.3793	0.0427	0.0017	0.0206	0.0009	-	-	0.4452
2015	0.3704	0.0417	0.0012	0.0156	0.0058	-	-	0.4347
2016	0.3461	0.0390	0.0011	0.0146	0.0055	-	-	0.4063
2017	0.3278	0.0369	0.0010	0.0138	0.0052	-	-	0.3847
2018	0.3114	0.0351	0.0010	0.0131	0.0049	-	-	0.3655
2019	0.3043	0.0343	0.0009	0.0128	0.0047	-	-	0.3570
2020	0.3059	0.0282	0.0009	0.0083	0.0001	-	-	0.3434
2021	0.2932	0.0270	0.0086	0.0079	0.0001	-	0.0012	0.3380



**Consumer Price Index - Urban
CPI-U FROM JAN 2000 THROUGH JUN 2022**

	Jan	Feb	Mar	Apr	May	Jun	Jul	Aug	Sep	Oct	Nov	Dec	Dec to Dec
2000	168.80	169.80	171.20	171.30	171.50	172.40	172.80	172.80	173.70	174.00	174.10	174.00	3.4%
2001	175.10	175.80	176.20	176.90	177.70	178.00	177.50	177.50	178.30	177.70	177.40	176.70	1.6%
2002	177.10	177.80	178.80	179.80	179.80	179.90	180.10	180.70	181.00	181.30	181.30	180.90	2.4%
2003	181.70	183.10	184.20	183.80	183.50	183.70	183.90	184.60	185.20	185.00	184.50	184.30	1.9%
2004	185.20	186.20	187.40	188.00	189.10	189.70	189.40	189.50	189.90	190.90	191.00	190.30	3.3%
2005	190.70	191.80	193.30	194.60	194.40	194.50	195.40	196.40	198.80	199.20	197.60	196.80	3.4%
2006	198.30	198.70	199.80	201.50	202.50	202.90	203.50	203.90	202.90	201.80	201.50	201.80	2.5%
2007	202.42	203.50	205.35	206.69	207.95	208.35	208.30	207.92	208.49	208.94	210.18	210.04	4.1%
2008	211.08	211.69	213.53	214.82	216.63	218.82	219.96	219.09	218.78	216.57	212.43	210.23	0.1%
2009	211.14	212.19	212.71	213.24	213.86	215.69	215.35	215.83	215.97	216.18	216.33	215.95	2.7%
2010	216.69	216.74	217.63	218.01	218.18	217.97	218.01	218.31	218.44	218.71	218.80	219.18	1.5%
2011	220.22	221.31	223.47	224.91	225.96	225.72	225.92	226.55	226.89	226.42	226.23	225.67	3.0%
2012	226.67	227.66	229.39	230.09	229.82	229.48	229.10	230.38	231.41	231.32	230.22	229.60	1.7%
2013	230.28	232.17	232.77	232.53	232.95	233.50	233.60	233.88	234.15	233.55	233.07	233.05	1.5%
2014	233.92	234.78	236.29	237.07	237.90	238.34	238.25	237.85	238.03	237.43	236.15	234.81	0.8%
2015	233.71	234.72	236.12	236.60	237.81	238.64	238.65	238.32	237.95	237.84	237.34	236.53	0.7%
2016	236.92	237.11	238.13	239.26	240.23	241.02	240.63	240.85	241.43	241.73	241.35	241.43	2.1%
2017	242.84	243.60	243.80	244.52	244.73	244.96	244.79	245.52	246.82	246.66	246.67	246.52	2.1%
2018	247.87	248.99	249.55	250.55	251.59	251.99	252.01	252.15	252.44	252.89	252.04	251.23	1.9%
2019	251.71	252.78	254.20	255.55	256.09	256.14	256.57	256.56	256.76	257.35	257.21	256.97	2.3%
2020	257.97	258.68	258.12	256.39	256.39	257.80	259.10	259.92	260.28	260.39	260.23	260.47	1.4%
2021	261.58	263.01	264.88	267.05	269.20	271.70	273.00	273.57	274.31	276.59	277.95	278.80	8.5%
2022	281.15	283.72	287.50	289.11	292.30	296.31							0.0%

Means \$1.00 in 2000 is worth \$0.55 in 2020

Average Dec-Dec Change Since 2000

Average Annual Change Since 1913

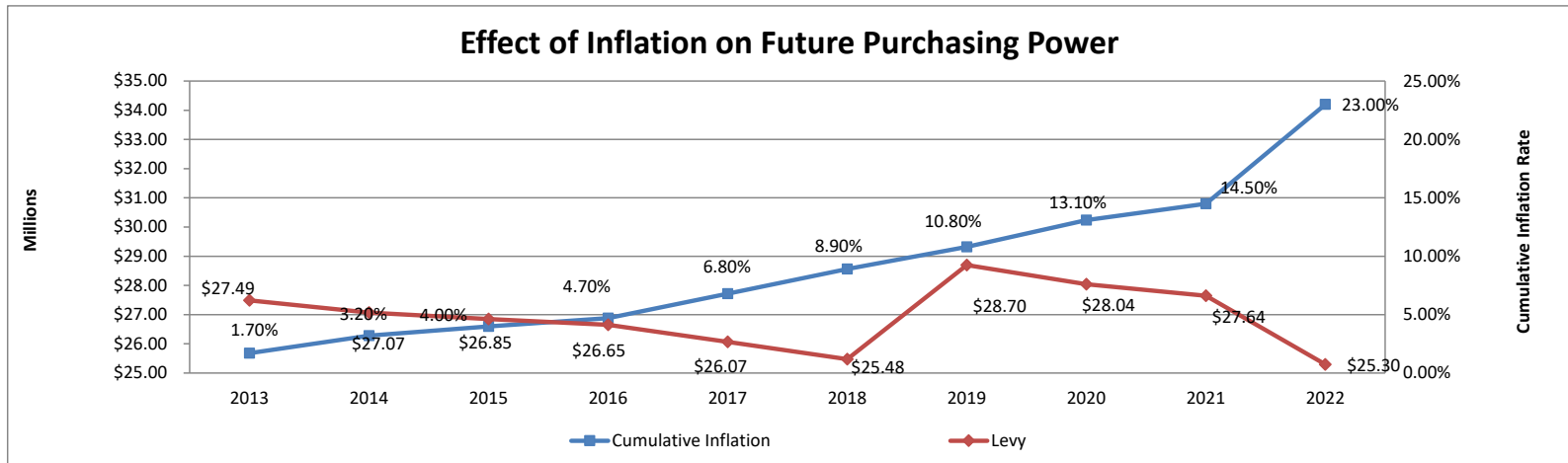
*Source: Bureau of Labor Statistics

RATE OF INFLATION AND ITS EFFECT ON PURCHASING POWER

Definition of 'Purchasing Power'

The value of a currency expressed in terms of the amount of goods or services that one unit of money can buy. Purchasing power is important because, all else being equal, inflation decreases the amount of goods or services you would be able to purchase.

Purchasing Power Effect*	Tax Base Year	CPI-U Tax Year (Dec to Dec Change)										2013-2022 Inflationary Effect	CPI-U (since 2000) Est 2022
	2012	2013	2014	2015	2016	2017	2018	2019	2020	2021	2022		
Rate of Inflation	3.00%	1.70%	1.50%	0.80%	0.70%	2.10%	2.10%	1.90%	2.30%	1.40%	8.50%	23.00%	2.40%
Extended Tax Levy	27,966,944	27,491,506	27,072,002	26,848,266	26,652,497	26,065,192	25,477,886	28,697,502	28,037,459	27,644,935	25,295,116	(5,901,025)	22,065,919



What this chart shows is the decline in the value of a dollar when adjusted for inflation. In this case, \$1.00 in 2012 would be worth \$0.2300 cents less in 2022 or \$0.77 cents. The 2.4% is the average Dec to Dec CPI-U change since 2000** and was used as the estimated rate of inflation in the outlying years.

The cumulative rate of inflation is estimated at 23% in eight years which reduces the 2012 purchasing power by \$5,901,025 (excludes new property growth).

*What this means is that \$27,966,944 in 2012 dollars will be worth (i.e. the value in terms of inflation adjusted figures) is worth \$22,065,919, as a result of inflation

**Source: Bureau of Labor Statistics

(1) Assumes a no levy increase for tax year 2021

	FY05	FY06	FY07	FY08	FY09	FY10	FY11	FY12	FY13	FY14	FY15	FY16	FY17*	FY18*	FY19	FY20	FY21	FY22	FY23	FY10 vs. FY23
Base Operating	2,573,318	2,532,175	2,419,563	2,411,772	2,355,932	2,772,621	2,179,839	2,178,839	2,193,194	2,277,348	2,727,255	841,645	3,097,225	2,868,730	2,953,580	3,103,580	3,514,950	3,947,160	4,365,858	1,593,237
Small College	-	-	-	-	-	-	-	-	-	-	-	-	-	-	-	-	-	-	-	-
Equalization	-	-	-	-	-	-	-	-	-	-	-	-	-	-	-	-	-	-	-	-
Student Success	-	-	46,062	-	-	-	-	-	-	-	-	-	-	-	-	-	-	-	-	-
Retiree Health Insurance	-	-	-	-	-	213,865	-	-	-	-	-	-	-	-	-	-	-	-	-	-
Workforce Development	57,219	56,026	55,185	54,041	53,743	53,594	53,594	57,225	-	-	-	-	-	-	-	-	-	-	-	-
P-16 Initiative	29,087	57,852	57,852	52,915	-	-	-	-	-	-	-	-	-	-	-	-	-	-	-	-
Funding Formula Impact	247,659	143,771	-	-	-	-	-	-	-	-	-	-	-	-	-	-	-	-	-	-
Avete/CTE	-	-	-	-	-	135,912	133,818	165,019	161,520	165,310	180,484	-	442,769	214,479	264,450	267,600	310,458	314,755	348,584	212,672
Veterans Grant	-	-	-	-	-	-	-	-	-	-	-	-	63,730	-	37,700	37,700	37,700	37,700	107,614	107,614
Additional	-	-	-	-	-	-	-	-	-	-	-	-	-	-	-	-	-	-	-	-
Total Appropriation	2,907,283	2,789,824	2,578,662	2,518,728	2,409,675	3,175,845	2,367,251	2,399,083	2,354,714	2,442,658	2,907,739	841,645	3,603,724	3,133,209	3,305,730	3,458,880	3,913,108	4,349,615	4,872,056	1,696,211
Annual Increase/(Decrease)	-117,459	-211,162	-59,934	-59,934	-109,053	630,258	-806,500	2,631	-42,870	84,154	465,081	-2,066,094	2,762,079	-470,515	172,521	153,150	454,228	436,507	522,441	-
Annual Percentage Change	-4.04%	-7.57%	-2.32%	-2.32%	-4.33%	26.16%	-25.39%	0.11%	-1.79%	3.57%	19.04%	-71.06%	328.18%	-13.06%	5.51%	4.63%	13.13%	11.15%	12.01%	-

Economic Impact in State Funding



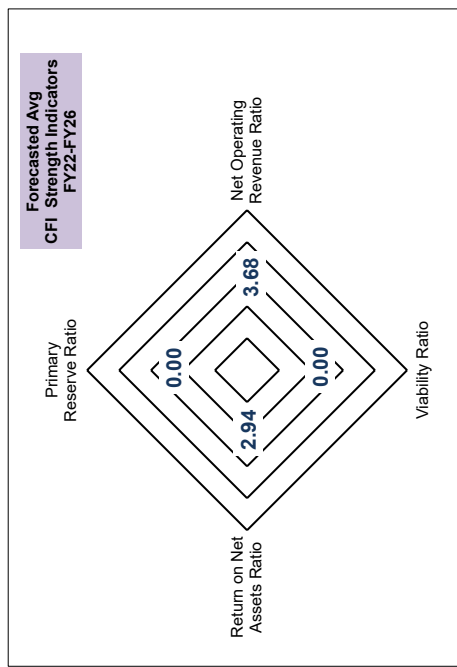
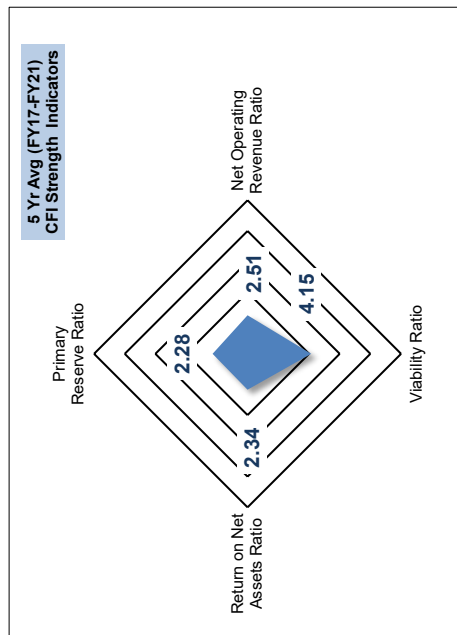
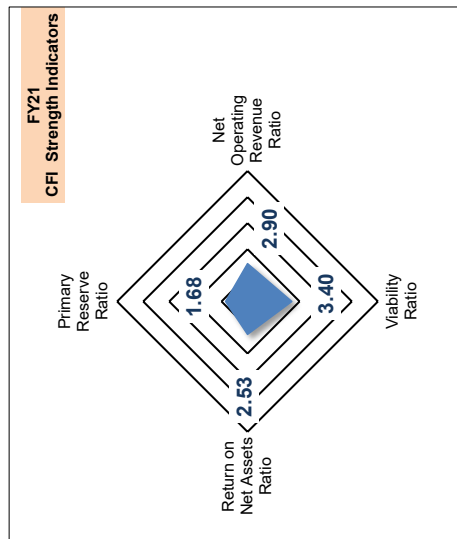
CFI-U (Dec-Dec)	Base Yr	FY11	FY12	FY13	FY14	FY15	FY16	FY17*	FY18*	FY19	FY20	FY21	FY22	FY23
CFI-U Cumulative	3,175,845	3,090,097	3,042,460	2,947,184	2,893,195	2,845,557	2,820,150	2,797,919	2,731,227	2,664,534	2,604,193	2,531,148	2,486,687	2,216,740
Purchasing Power	0	(85,748)	(133,385)	(228,661)	(330,288)	(355,695)	(377,926)	(444,618)	(511,311)	(571,652)	(644,697)	(689,158)	(959,105)	(1,603,802)
Cumulative Inflationary Loss Since FY10	0	(808,594)	(776,762)	(821,131)	(733,187)	(268,106)	(2,334,200)	427,879	(42,636)	129,885	283,035	737,263	1,173,770	1,696,211
Change in funding from FY10	0	(894,342)	(910,147)	(1,049,792)	(1,015,837)	(598,394)	(487,254)	(381,426)	(288,617)	92,566	484,611.64	737,105.81	(3,083,436)	
True economic gain/(loss) position														
Base Yr														
CFI-U Cumulative														
Purchasing Power														
Cumulative Inflationary Loss Since FY10														
Change in funding from FY10														
True economic gain/(loss) position														

* Impact of SB6, SB9, and SB42
* Estimated based on Stop Gap Funding Bill Public Act 99-0524

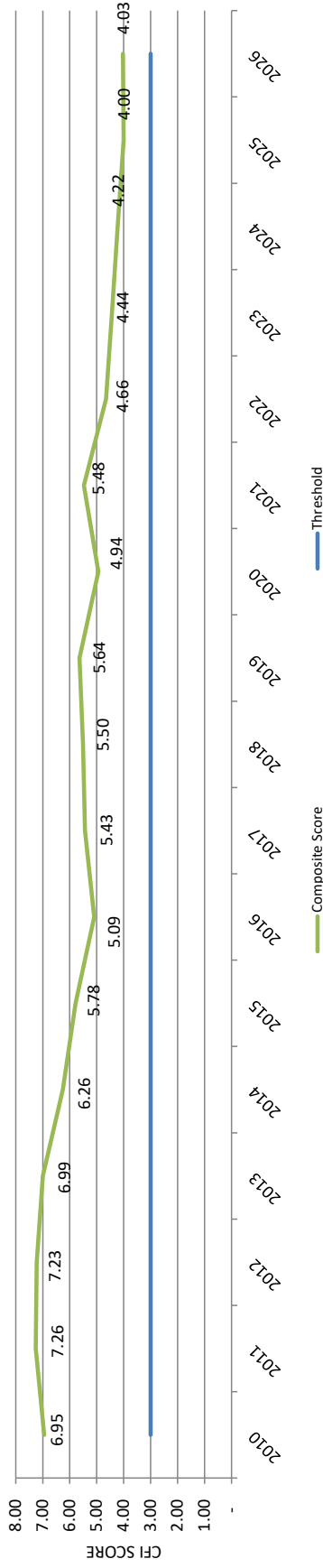
CFI Graphing Source By Year	Relevant Value (Industry)	Weight Factor	Actual													Forecasted				
			2010	2011	2012	2013	2014	2015	2016	2017	2018	2019	2020	2021	2022	2023	2024	2025	2026	
Primary Reserve Ratio	0.133	35%	1.55	1.79	1.93	1.84	1.74	1.73	1.67	1.74	0.62	0.59	0.45	0.59	0.12	-0.07	-0.25	-0.42	-0.58	
Net Operating Revenue Ratio	0.007	10%	0.88	0.86	0.82	0.71	0.46	0.27	-0.05	0.16	0.37	0.29	0.15	0.29	0.33	0.36	0.38	0.41	0.40	
Viability Ratio	0.417	35%	3.50	3.50	3.50	3.50	3.50	3.50	3.50	2.68	1.17	1.19	1.02	1.19	0.24	-0.13	-0.47	-0.78	-1.15	
Return on Net Assets Ratio	0.020	20%	1.02	1.11	0.98	0.94	0.56	0.28	-0.02	0.85	0.24	0.51	0.24	0.51	0.52	0.56	0.61	0.66	0.56	
Composite Score		100%	6.95	7.26	7.23	6.99	6.26	5.78	5.09	5.43	2.39	2.57	1.86	2.57	1.21	0.72	0.28	(0.12)	(0.77)	
Threshold			3.00	3.00	3.00	3.00	3.00	3.00	3.00	3.00	3.00	3.00	3.00	3.00	3.00	3.00	3.00	3.00	3.00	

Strategy	Range	2010	2011	2012	2013	2014	2015	2016	2017	2018	2019	2020	2021	2022	2023	2024	2025	2025
Deploy resources to achieve robust mission	9 to 10	-	-	-	-	-	-	-	-	-	-	-	-	-	-	-	-	-
Allow experimentation with new initiatives	7 to 8	-	7.26	7.23	-	-	-	-	-	-	-	-	-	-	-	-	-	-
Focus resources to compete in future state	5 to 6	6.95	-	-	6.99	6.26	5.78	5.09	5.43	-	-	-	-	-	-	-	-	-
Direct resources to allow transformation	3 to 4	-	-	-	-	-	-	-	-	-	-	-	-	-	-	-	-	-
Re-engineer the institution	1 to 2	-	-	-	-	-	-	-	-	2.39	2.57	1.86	2.57	1.21	-	-	-	-
Assess viability to survive	-1 to 0	-	-	-	-	-	-	-	-	-	-	-	-	-	0.72	0.28	(0.12)	(0.77)

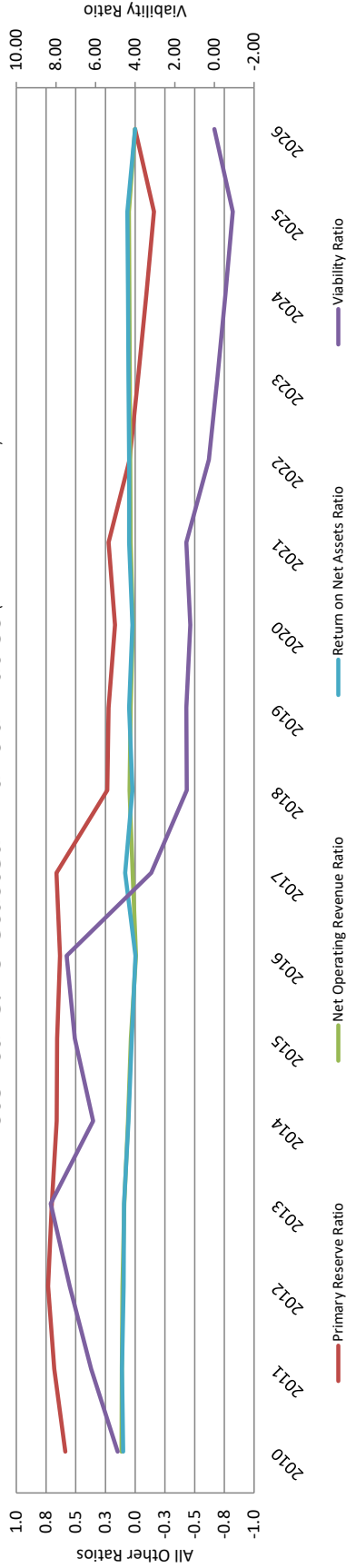
HLC Ratio removing GASB 68 and GASB 75 (FY18==>)	6.95	7.26	7.23	6.99	6.26	5.78	5.09	5.43	5.50	5.64	4.94	4.44	4.22	4.00	4.03
--	------	------	------	------	------	------	------	------	------	------	------	------	------	------	------



Historical & Forecasted Composite Financial Index Score (Net of GASB 68 & 75 Impact with forecasted 2022 thru 2026)



Historical & Forecasted Financial Ratios (forecasted 2022 thru 2026)



Departmental Budget Listing

&

**Income Statement
Account Listing**

This page left blank intentionally

Department Listing

Fund Fund Title

<i>Department Code</i>	<i>Department Name</i>	<i>Supervisor</i>	<i>Dean/Director</i>	<i>VP/Exec</i>
01 Education				
01-0000-000000-XXXXXXXX-XX	General	Robert M Tenuta	Robert M Tenuta	Tenuta
01-0000-101052-XXXXXXXX-XX	Horticulture	Garrett Beier	Tom McGee	Santos-George
01-0000-102010-XXXXXXXX-XX	Culinary	Tina Drzal	Tom McGee	Santos-George
01-0000-102011-XXXXXXXX-XX	Bakery	Tina Drzal	Tom McGee	Santos-George
01-0000-102040-XXXXXXXX-XX	Manufacturing Mgt	Chris Gray	Chris Gray	Tenuta
01-0000-303024-XXXXXXXX-XX	Career Services	Demetrius Robinson	Catherine Jones	Santos-George
01-0000-401026-XXXXXXXX-XX	Retired Adult Prog	Doralee Nell Sullens	Catherine Jones	Santos-George
01-0000-401030-XXXXXXXX-XX	Kids & College	Michael Kennedy	Michael Kennedy	Santos-George
01-0000-404010-XXXXXXXX-XX	Sustainability	Kim Hankins	Rickey Sparks	Gabbard
01-0000-501016-XXXXXXXX-XX	General Institutional Exp	Robert M Tenuta	Robert M Tenuta	Tenuta
01-1010-000000-XXXXXXXX-XX	General	Robert M Tenuta	Robert M Tenuta	Tenuta
01-1010-101010-XXXXXXXX-XX	English	Starr Nordgren	Daniela Broderick	Santos-George
01-1010-101012-XXXXXXXX-XX	Journalism	Jay Geller	Daniela Broderick	Santos-George
01-1010-101014-XXXXXXXX-XX	Speech	Jay Geller	Daniela Broderick	Santos-George
01-1010-101016-XXXXXXXX-XX	Art	Sarah Ruthven	Daniela Broderick	Santos-George
01-1010-101018-XXXXXXXX-XX	Theatre	Jay Geller	Daniela Broderick	Santos-George
01-1010-101020-XXXXXXXX-XX	Photography	Sarah Ruthven	Daniela Broderick	Santos-George
01-1010-101022-XXXXXXXX-XX	Music	Michael J Hillstrom	Daniela Broderick	Santos-George
01-1010-101024-XXXXXXXX-XX	French	Lindsay Carson	Daniela Broderick	Santos-George
01-1010-101026-XXXXXXXX-XX	German	Lindsay Carson	Daniela Broderick	Santos-George
01-1010-101028-XXXXXXXX-XX	Spanish	Lindsay Carson	Daniela Broderick	Santos-George
01-1010-101030-XXXXXXXX-XX	Philosophy	Lindsay Carson	Daniela Broderick	Santos-George
01-1010-101031-XXXXXXXX-XX	Japanese	Chris Gray	Chris Gray	Gray
01-1010-101032-XXXXXXXX-XX	Humanities	Laura Power	Daniela Broderick	Santos-George
01-1010-101034-XXXXXXXX-XX	Learning Com	Katherine Middy	Gina McConoughey	Santos-George
01-1010-101036-XXXXXXXX-XX	Humanities	Daniela Broderick	Daniela Broderick	Santos-George
01-1010-101038-XXXXXXXX-XX	Mathematics	Marie Robison	Oneil Wright	Santos-George
01-1010-101040-XXXXXXXX-XX	Biology	Kelly Barna	Oneil Wright	Santos-George
01-1010-101042-XXXXXXXX-XX	Chemistry	Scotty Nath	Oneil Wright	Santos-George
01-1010-101044-XXXXXXXX-XX	Earth Sci	Kate Kramer	Oneil Wright	Santos-George
01-1010-101046-XXXXXXXX-XX	Physics	Scotty Nath	Oneil Wright	Santos-George
01-1010-101048-XXXXXXXX-XX	Plant Science	Christina Coclanis-Lodin	Oneil Wright	Santos-George
01-1010-101050-XXXXXXXX-XX	Engineering	Scotty Nath	Oneil Wright	Santos-George
01-1010-101052-XXXXXXXX-XX	Horticulture	Garrett Beier	Tom McGee	Santos-George
01-1010-101054-XXXXXXXX-XX	Math & Science	Oneil Wright	Oneil Wright	Santos-George

Fund Fund Title

<i>Department Code</i>	<i>Department Name</i>	<i>Supervisor</i>	<i>Dean/Director</i>	<i>VP/Exec</i>
01-1010-101056-XXXXXXXX-XX	Psychology	Robin Deak	Dawn Katz	Santos-George
01-1010-101058-XXXXXXXX-XX	Sociology	Mike Reagan	Dawn Katz	Santos-George
01-1010-101060-XXXXXXXX-XX	Economics	Sarah Sullivan	Dawn Katz	Santos-George
01-1010-101062-XXXXXXXX-XX	Political Sci	Sarah Sullivan	Dawn Katz	Santos-George
01-1010-101064-XXXXXXXX-XX	Anthropology	Mike Reagan	Dawn Katz	Santos-George
01-1010-101066-XXXXXXXX-XX	History	Sarah Sullivan	Dawn Katz	Santos-George
01-1010-101068-XXXXXXXX-XX	CIS	Mike Tetreault	Tom McGee	Santos-George
01-1010-101070-XXXXXXXX-XX	Management	Sherry Ridge	Tom McGee	Santos-George
01-1010-101072-XXXXXXXX-XX	AOM	Julie Freelove	Gina McConoughey	Santos-George
01-1010-101074-XXXXXXXX-XX	Mktg & Retail	Sherry Ridge	Tom McGee	Santos-George
01-1010-101076-XXXXXXXX-XX	Int'L Business	Sherry Ridge	Tom McGee	Santos-George
01-1010-101078-XXXXXXXX-XX	Accounting	Ann Esarco	Tom McGee	Santos-George
01-1010-101080-XXXXXXXX-XX	Business	Sherry Ridge	Tom McGee	Santos-George
01-1010-101082-XXXXXXXX-XX	Interdiscp Study	Chris Gray	Chris Gray	Gray
01-1010-101084-XXXXXXXX-XX	Intl Studies	Lindsay Carson	Gina McConoughey	Santos-George
01-1010-101086-XXXXXXXX-XX	MCC 101	Trevor Power	Daniela Broderick	Santos-George
01-1010-102012-XXXXXXXX-XX	Real Estate	Chris Gray	Chris Gray	Gray
01-1010-102014-XXXXXXXX-XX	On-Track	Tricia Johnson	Jim Disrude	Koronkiewicz
01-1010-102028-XXXXXXXX-XX	Ed Prog & Partnership	Chris Gray	Chris Gray	Gray
01-1010-102032-XXXXXXXX-XX	Electronic Eng Tech	Chris Gray	Chris Gray	Gray
01-1010-103050-XXXXXXXX-XX	Health Sciences	Betsy Schnowske	Dawn Katz	Santos-George
01-1010-103060-XXXXXXXX-XX	Health Occupation	Chris Gray	Chris Gray	Gray
01-1020-102010-XXXXXXXX-XX	Culinary	Tina Drzal	Tom McGee	Santos-George
01-1020-102011-XXXXXXXX-XX	Bakery	Tina Drzal	Tom McGee	Santos-George
01-1020-102012-XXXXXXXX-XX	Real Estate	Doralee Nell Sullens	Catherine Jones	Santos-George
01-1020-102014-XXXXXXXX-XX	FAST Track	Tricia Johnson	Jim Disrude	Koronkiewicz
01-1020-102016-XXXXXXXX-XX	CTE	Tom McGee	Tom McGee	Santos-George
01-1020-102019-XXXXXXXX-XX	Paralegal Studies	Robin Berry	Dawn Katz	Santos-George
01-1030-102018-XXXXXXXX-XX	Criminal Justice	Harriet A Johnson	Dawn Katz	Santos-George
01-1030-102020-XXXXXXXX-XX	Early Childhd Ed	Lisha Linder	Dawn Katz	Santos-George
01-1030-102022-XXXXXXXX-XX	EMT	Wes Crain	Dawn Katz	Santos-George
01-1030-102024-XXXXXXXX-XX	Fire Science	Wes Crain	Dawn Katz	Santos-George
01-1030-102026-XXXXXXXX-XX	Education	Lisha Linder	Dawn Katz	Santos-George
01-1030-102028-XXXXXXXX-XX	Ed Prog & Partnership	Dawn Katz	Dawn Katz	Santos-George
01-1030-102030-XXXXXXXX-XX	Automotive	Nathan Kivley	Tom McGee	Santos-George
01-1030-102032-XXXXXXXX-XX	Electronic Eng Tech	Chris Gray	Chris Gray	Gray
01-1030-102033-XXXXXXXX-XX	Graphic Arts	Laura Power	Daniela Broderick	Santos-George
01-1030-102034-XXXXXXXX-XX	Digital Media	Bill Skrzypczak	Tom McGee	Santos-George

Fund Fund Title

<i>Department Code</i>	<i>Department Name</i>	<i>Supervisor</i>	<i>Dean/Director</i>	<i>VP/Exec</i>
01-1030-102036-XXXXXXXX-XX	Mechanical Tech.	Bob Mihelich	Tom McGee	Santos-George
01-1030-102038-XXXXXXXX-XX	Distrib Warehse & Log	Bob Mihelich	Tom McGee	Santos-George
01-1030-102040-XXXXXXXX-XX	Manufacturing Mgt	Bob Mihelich	Tom McGee	Santos-George
01-1030-102042-XXXXXXXX-XX	Constr Mgmt Tech	Bob Mihelich	Tom McGee	Santos-George
01-1030-102044-XXXXXXXX-XX	College & Career Readiness	Michael Kennedy	Michael Kennedy	Santos-George
01-1030-102050-XXXXXXXX-XX	Welding Credit Program	Bob Mihelich	Tom McGee	Santos-George
01-1030-103015-XXXXXXXX-XX	Health Information Technology	Christina Coclanis-Lodin	Gina McConoughey	Santos-George
01-1040-103010-XXXXXXXX-XX	Nursing Program	Betsy Schnowske	Gina McConoughey	Santos-George
01-1040-103020-XXXXXXXX-XX	Occ. Therapy	Marlene Vogt	Gina McConoughey	Santos-George
01-1040-103025-XXXXXXXX-XX	Physical Therapy Assistant	Christina Coclanis-Lodin	Gina McConoughey	Santos-George
01-1040-103030-XXXXXXXX-XX	Nurse Assistant Ed	Betsy Schnowske	Gina McConoughey	Santos-George
01-1040-103040-XXXXXXXX-XX	HFE	Elaine Whalen	Gina McConoughey	Santos-George
01-1040-103060-XXXXXXXX-XX	Health Occupation	Chris Gray	Chris Gray	Gray
01-2010-000000-XXXXXXXX-XX	General	Robert M Tenuta	Robert M Tenuta	Tenuta
01-2010-202010-XXXXXXXX-XX	Library	Cynthia Wolf	Gina McConoughey	Santos-George
01-2010-202015-XXXXXXXX-XX	Art Gallery	Trevor Power	Daniela Broderick	Santos-George
01-2020-201020-XXXXXXXX-XX	Suppl. Learning Lab	Timothy Hopkins	Timothy Hopkins	Hopkins
01-2020-201025-XXXXXXXX-XX	Learning Support Services	Sonia Reising	Sonia Reising	Koronkiewicz
01-2020-201050-XXXXXXXX-XX	Teaching & Lrning Ctr	Holly Rey	Gina McConoughey	Santos-George
01-2020-201055-XXXXXXXX-XX	New Media Center	Holly Rey	Gina McConoughey	Santos-George
01-2030-201035-XXXXXXXX-XX	Online Support	Holly Rey	Gina McConoughey	Santos-George
01-2030-201040-XXXXXXXX-XX	Telecourses	Holly Rey	Gina McConoughey	Santos-George
01-2030-201048-XXXXXXXX-XX	Teaching and Learning	Gina McConoughey	Gina McConoughey	Santos-George
01-2080-201010-XXXXXXXX-XX	Academic Affairs & Wkforce Dev	Santos-George	Santos-George	Santos-George
01-2080-201015-XXXXXXXX-XX	VP Student Affairs	Talia Koronkiewicz	Talia Koronkiewicz	Koronkiewicz
01-2080-201018-XXXXXXXX-XX	Social Science-Public Service	Dawn Katz	Dawn Katz	Santos-George
01-2080-201030-XXXXXXXX-XX	Faculty Development	Robin Deak	Daniela Broderick	Santos-George
01-2080-201060-XXXXXXXX-XX	Academic Development	Sonia Reising	Sonia Reising	Koronkiewicz
01-2090-209010-XXXXXXXX-XX	MCC Archives	Arlene Santos-George	Arlene Santos-George	Santos-George
01-3010-000000-XXXXXXXX-XX	General	Robert M Tenuta	Robert M Tenuta	Tenuta
01-3010-302010-XXXXXXXX-XX	Recruitment & Admissions	Amy Carzoli	Amy Carzoli	Koronkiewicz
01-3010-302016-XXXXXXXX-XX	Articulation & Transfer	Julie Sherwood	Gina McConoughey	Santos-George
01-3010-303016-XXXXXXXX-XX	Orientation	Kristi Broda	Jim Disrude	Koronkiewicz
01-3020-302013-XXXXXXXX-XX	AVP Student Affairs	Sonia Reising	Sonia Reising	Koronkiewicz
01-3020-302015-XXXXXXXX-XX	Registration & Records	Amy Haller	Amy Haller	Koronkiewicz
01-3020-302020-XXXXXXXX-XX	Advising	Jim Disrude	Jim Disrude	Koronkiewicz
01-3020-303010-XXXXXXXX-XX	Counseling	Rachel Boldman	Sonia Reising	Koronkiewicz
01-3020-303012-XXXXXXXX-XX	Assessment	Sarah Ruthven	Daniela Broderick	Santos-George

Fund Fund Title

<i>Department Code</i>	<i>Department Name</i>	<i>Supervisor</i>	<i>Dean/Director</i>	<i>VP/Exec</i>
01-3020-303018-XXXXXXXX-XX	Testing Center	Amy Carzoli	Amy Carzoli	Koronkiewicz
01-3020-303024-XXXXXXXX-XX	Career Services	Demetrius Robinson	Catherine Jones	Santos-George
01-3020-303026-XXXXXXXX-XX	Workforce Services	Gina McConoughey	Gina McConoughey	Santos-George
01-3020-303028-XXXXXXXX-XX	Work Keys	Gina McConoughey	Gina McConoughey	Santos-George
01-3020-303034-XXXXXXXX-XX	Access & Disability Services	Chelsey Wintersteen	Sonia Reising	Koronkiewicz
01-3020-303036-XXXXXXXX-XX	Deaf Services	Chelsey Wintersteen	Sonia Reising	Koronkiewicz
01-3020-303060-XXXXXXXX-XX	Counseling and Career Guidance	Jim Disrude	Jim Disrude	Koronkiewicz
01-3020-303070-XXXXXXXX-XX	Crisis Intervention & Prevention	Rachel Boldman	Sonia Reising	Koronkiewicz
01-3040-302025-XXXXXXXX-XX	Financial Aid	Christopher Heftka	Christopher Heftka	Koronkiewicz
01-3040-303022-XXXXXXXX-XX	Student Empl-Wrk Stdy	Christopher Heftka	Christopher Heftka	Koronkiewicz
01-3040-501016-XXXXXXXX-XX	Gen Institution	Robert M Tenuta	Robert M Tenuta	Tenuta
01-3060-303014-XXXXXXXX-XX	Service Learning	Megan Scanlan	Sonia Reising	Koronkiewicz
01-3060-303030-XXXXXXXX-XX	Phi Theta Kappa	Heidi Boring	Gina McConoughey	Santos-George
01-3060-303032-XXXXXXXX-XX	Honors	Christine Grela	Daniela Broderick	Santos-George
01-3060-303038-XXXXXXXX-XX	Multicultural Affairs	Franklin Ortega	Sonia Reising	Koronkiewicz
01-3060-303039-XXXXXXXX-XX	Student Veteran Resource Center	Rachel Boldman	Sonia Reising	Koronkiewicz
01-3060-303040-XXXXXXXX-XX	Literary Magazine	Matt J Irie	Daniela Broderick	Santos-George
01-3060-303042-XXXXXXXX-XX	Student Life & Campus Activity	Megan Scanlan	Sonia Reising	Koronkiewicz
01-3060-303044-XXXXXXXX-XX	Student Senate	Megan Scanlan	Sonia Reising	Koronkiewicz
01-3060-303046-XXXXXXXX-XX	Student Activity	Megan Scanlan	Sonia Reising	Koronkiewicz
01-3080-302040-XXXXXXXX-XX	Veterans Affairs	Sonia Reising	Sonia Reising	Santos-George
01-3080-303017-XXXXXXXX-XX	New Student Welcome	Jim Disrude	Talia Koronkiewicz	Koronkiewicz
01-3090-303043-XXXXXXXX-XX	Student Conduct	Lisa Brncich	Sonia Reising	Koronkiewicz
01-4010-000000-XXXXXXXX-XX	General	Robert M Tenuta	Robert M Tenuta	Tenuta
01-4010-401010-XXXXXXXX-XX	Social & Public Svc	Arlene Santos-George	Arlene Santos-George	Santos-George
01-4010-401012-XXXXXXXX-XX	Adult Education	Gina McConoughey	Gina McConoughey	Santos-George
01-4010-401026-XXXXXXXX-XX	Retired Adult Prog	Doralee Nell Sullens	Catherine Jones	Santos-George
01-4010-401030-XXXXXXXX-XX	Kids & College	Michael Kennedy	Michael Kennedy	Santos-George
01-4010-401032-XXXXXXXX-XX	Workforce and Community Development	Catherine Jones	Catherine Jones	Santos-George
01-4010-401034-XXXXXXXX-XX	Fitness Center	Joel Chapman	Karen Wiley	Koronkiewicz
01-4010-902036-XXXXXXXX-XX	FVCC Jul-Dec	Catherine Jones	Catherine Jones	Santos-George
01-4020-902026-XXXXXXXX-XX	ISBDC Jul-Dec	Catherine Jones	Catherine Jones	Santos-George
01-4030-401016-XXXXXXXX-XX	SBDC. Mtch 1 Fed	Catherine Jones	Catherine Jones	Santos-George
01-4030-401018-XXXXXXXX-XX	SBDC. Mtch 2 Fed	Catherine Jones	Catherine Jones	Santos-George
01-4030-401020-XXXXXXXX-XX	SBDC - Mtch Jul-Dec St	Catherine Jones	Catherine Jones	Santos-George
01-4030-401022-XXXXXXXX-XX	SBDC - Mtch Jan-Jun St	Catherine Jones	Catherine Jones	Santos-George
01-4040-404010-XXXXXXXX-XX	Sustainability	Kim Hankins	Rickey Sparks	Gabbard
01-6010-000000-XXXXXXXX-XX	General	Robert M Tenuta	Robert M Tenuta	Tenuta

Fund Fund Title

<i>Department Code</i>	<i>Department Name</i>	<i>Supervisor</i>	<i>Dean/Director</i>	<i>VP/Exec</i>
01-7010-000000-XXXXXXXX-XX	General	Robert M Tenuta	Robert M Tenuta	Tenuta
01-7010-505010-XXXXXXXX-XX	Shah Center Oper	Ricky Sparks	Rickey Sparks	Gabbard
01-8010-000000-XXXXXXXX-XX	General	Robert M Tenuta	Robert M Tenuta	Tenuta
01-8010-501012-XXXXXXXX-XX	Executive Office	Clinton Gabbard	Clinton Gabbard	Gabbard
01-8010-501013-XXXXXXXX-XX	DEBI-Diversity Eq Belong Inc	Michelle Skinder	Michelle Skinder	Skinder
01-8010-501042-XXXXXXXX-XX	Strategic Initiatives	Christina Haggerty	Christina Haggerty	Haggerty
01-8020-501010-XXXXXXXX-XX	Duplication	Ryan Klos	Ryan Klos	Haggerty
01-8020-501018-XXXXXXXX-XX	Chargebacks	Robert M Tenuta	Robert M Tenuta	Tenuta
01-8020-501020-XXXXXXXX-XX	Resource Develmnt	Wendy Lauen	Wendy Lauen	Haggerty
01-8020-501026-XXXXXXXX-XX	Clearing Account	Robert M Tenuta	Robert M Tenuta	Tenuta
01-8020-501028-XXXXXXXX-XX	Mailroom	Jim Julison	Jim Julison	Tenuta
01-8020-501044-XXXXXXXX-XX	Public Service Exp from Aux	Robert M Tenuta	Robert M Tenuta	Tenuta
01-8020-502010-XXXXXXXX-XX	Bursar Office	Lynn Cowlin	Lynn Cowlin	Tenuta
01-8020-502015-XXXXXXXX-XX	Business Office	Lynn Cowlin	Lynn Cowlin	Tenuta
01-8020-502025-XXXXXXXX-XX	Chief Fin Officer/Treasurer	Robert M Tenuta	Robert M Tenuta	Tenuta
01-8020-502030-XXXXXXXX-XX	Business Services & Purch	Jim Julison	Jim Julison	Tenuta
01-8030-501022-XXXXXXXX-XX	Foundation Supt	Christina Haggerty	Christina Haggerty	Haggerty
01-8030-501032-XXXXXXXX-XX	Marketing & Public Relatn	Ryan Klos	Ryan Klos	Haggerty
01-8040-501036-XXXXXXXX-XX	Campus Safety	Tom Kretschmer	Tom Kretschmer	Gabbard
01-8040-503010-XXXXXXXX-XX	Human Resources	Michelle Skinder	Michelle Skinder	Skinder
01-8040-503015-XXXXXXXX-XX	Staff Services	Lisa Brncich	Sonia Reising	Koronkiewicz
01-8050-501014-XXXXXXXX-XX	Board Of Trustees	Clinton Gabbard	Clinton Gabbard	Gabbard
01-8060-501015-XXXXXXXX-XX	Incident Response	Robert M Tenuta	Robert M Tenuta	Tenuta
01-8060-501016-XXXXXXXX-XX	General Institutional Exp	Robert M Tenuta	Robert M Tenuta	Tenuta
01-8060-501024-XXXXXXXX-XX	Institutional Sch	Katherine Bellan	Katherine Bellan	Haggerty
01-8060-501040-XXXXXXXX-XX	Institutional Liab Act	Robert M Tenuta	Robert M Tenuta	Tenuta
01-8060-503025-XXXXXXXX-XX	Employee Health Ins	Robert M Tenuta	Robert M Tenuta	Tenuta
01-8070-506010-XXXXXXXX-XX	Institutional Advancement	Christina Haggerty	Christina Haggerty	Haggerty
01-8070-506012-XXXXXXXX-XX	Institutional Advancement AQIP	Robert M Tenuta	Robert M Tenuta	Tenuta
01-8070-506015-XXXXXXXX-XX	Institutional Research	Amy Humke	Clinton Gabbard	Gabbard
01-8080-504010-XXXXXXXX-XX	Information Technology	Timothy Hopkins	Timothy Hopkins	Hopkins
01-8080-504015-XXXXXXXX-XX	DevOps Services	Timothy Hopkins	Timothy Hopkins	Hopkins
01-8080-504020-XXXXXXXX-XX	Infrastructure and Security	G Robert Rasmussen	Timothy Hopkins	Hopkins
01-8080-504030-XXXXXXXX-XX	Classroom Architecture and Project Manag	Timothy Hopkins	Timothy Hopkins	Hopkins
01-8080-504035-XXXXXXXX-XX	ERP Implementation	Timothy Hopkins	Timothy Hopkins	Hopkins
01-8090-000000-XXXXXXXX-XX	General	Robert M Tenuta	Robert M Tenuta	Tenuta
01-9010-000000-XXXXXXXX-XX	General	Robert M Tenuta	Robert M Tenuta	Tenuta
01-9030-000000-XXXXXXXX-XX	General	Robert M Tenuta	Robert M Tenuta	Tenuta

Fund Fund Title

<i>Department Code</i>	<i>Department Name</i>	<i>Supervisor</i>	<i>Dean/Director</i>	<i>VP/Exec</i>
02 Operations and Maintenance				
02-0000-000000-XXXXXXXX-XX	General	Robert M Tenuta	Robert M Tenuta	Tenuta
02-7010-505015-XXXXXXXX-XX	Building Maintn	Rickey Sparks	Rickey Sparks	Gabbard
02-7010-505020-XXXXXXXX-XX	Switchboard	Lisa Brncich	Sonia Reising	Koronkiewicz
02-7010-505060-XXXXXXXX-XX	I.S.E.S.	Rickey Sparks	Rickey Sparks	Gabbard
02-7020-505025-XXXXXXXX-XX	Custodial Maintn	Rickey Sparks	Rickey Sparks	Gabbard
02-7020-505030-XXXXXXXX-XX	Shah Center Custodial Maint	Rickey Sparks	Rickey Sparks	Gabbard
02-7030-505035-XXXXXXXX-XX	Roads & Grounds	Rickey Sparks	Rickey Sparks	Gabbard
02-7030-505036-XXXXXXXX-XX	Roads & Grounds-Athletic	Rickey Sparks	Rickey Sparks	Gabbard
02-7030-505055-XXXXXXXX-XX	Buildings & Grnds	Rickey Sparks	Rickey Sparks	Gabbard
02-7050-505040-XXXXXXXX-XX	Vehicle Expense	Rickey Sparks	Rickey Sparks	Gabbard
02-7060-505045-XXXXXXXX-XX	Utility Expense	Rickey Sparks	Rickey Sparks	Gabbard
02-7090-505050-XXXXXXXX-XX	Physical Fac Oth	Rickey Sparks	Rickey Sparks	Gabbard
02-8020-501051-XXXXXXXX-XX	Parking Lot B & D Project	Rickey Sparks	Rickey Sparks	Gabbard
02-8020-505051-XXXXXXXX-XX	Parking Lot B & D Project	Rickey Sparks	Rickey Sparks	Gabbard
02-8060-501058-XXXXXXXX-XX	Storage Building	Rickey Sparks	Rickey Sparks	Gabbard
03 Operations and Maintenance Restricted				
03-0000-000000-XXXXXXXX-XX	General	Robert M Tenuta	Robert M Tenuta	Tenuta
03-8020-501030-XXXXXXXX-XX	Replacement Reserv	Robert M Tenuta	Robert M Tenuta	Tenuta
03-8020-501031-XXXXXXXX-XX	Culinary Mgt Cafe Proj	Robert M Tenuta	Robert M Tenuta	Tenuta
03-8020-501050-XXXXXXXX-XX	Building E & D Project	Robert M Tenuta	Robert M Tenuta	Tenuta
03-8020-501052-XXXXXXXX-XX	Site Acquisition	Robert M Tenuta	Robert M Tenuta	Tenuta
03-8020-501053-XXXXXXXX-XX	IDOT Project	Robert M Tenuta	Robert M Tenuta	Tenuta
03-8020-501054-XXXXXXXX-XX	Capital Leases	Robert M Tenuta	Robert M Tenuta	Tenuta
03-8060-501016-XXXXXXXX-XX	General Institutional Exp	Robert M Tenuta	Robert M Tenuta	Tenuta
03-8060-501055-XXXXXXXX-XX	Health & Science Proj	Robert M Tenuta	Robert M Tenuta	Tenuta
03-8060-501056-XXXXXXXX-XX	Greenhouse Project	Robert M Tenuta	Robert M Tenuta	Tenuta
03-8060-501057-XXXXXXXX-XX	Building A Renovations	Robert M Tenuta	Robert M Tenuta	Tenuta
04 Bond and Interest				
04-0000-000000-XXXXXXXX-XX	General	Robert M Tenuta	Robert M Tenuta	Tenuta
04-8060-501017-XXXXXXXX-XX	Institutional	Robert M Tenuta	Robert M Tenuta	Tenuta
05 Auxiliary				
05-0000-000000-XXXXXXXX-XX	General	Robert M Tenuta	Robert M Tenuta	Tenuta
05-0000-201045-XXXXXXXX-XX	ONLINE CE/CAREER TRAINING	Doralee Nell Sullens	Catherine Jones	Santos-George
05-0000-303048-XXXXXXXX-XX	The "Tartan"	Toni Countryman	Daniela Broderick	Santos-George
05-0000-401024-XXXXXXXX-XX	Personal Development Program	Doralee Nell Sullens	Catherine Jones	Santos-George
05-0000-401026-XXXXXXXX-XX	Retired Adult Prog	Doralee Nell Sullens	Catherine Jones	Santos-George
05-0000-404015-XXXXXXXX-XX	Center for Non-Profit Leadership	Christina Haggerty	Christina Haggerty	Haggerty

Fund Fund Title

<i>Department Code</i>	<i>Department Name</i>	<i>Supervisor</i>	<i>Dean/Director</i>	<i>VP/Exec</i>
05-0000-501033-XXXXXXXX-XX	Tartan Bistro - Cullinary	Tina Drzal	Tom McGee	Santos-George
05-0000-601010-XXXXXXXX-XX	Conferences and Rental	Katherine Bellan	Katherine Bellan	Haggerty
05-0000-601015-XXXXXXXX-XX	CLC	Dawn Katz	Dawn Katz	Santos-George
05-0000-602010-XXXXXXXX-XX	The MCC Store	Christina Haggerty	Christina Haggerty	Haggerty
05-0000-603010-XXXXXXXX-XX	Food Service Admin	Sandra Johnston	Sandra Johnston	Tenuta
05-0000-604020-XXXXXXXX-XX	Traffic Safety Program	Catherine Jones	Catherine Jones	Santos-George
05-0000-604025-XXXXXXXX-XX	Focus on the Kids	Doralee Nell Sullens	Catherine Jones	Santos-George
05-0000-604030-XXXXXXXX-XX	Center for Agrarian Learning	Sheri Doyel	Sheri Doyel	Gabbard
05-0000-605010-XXXXXXXX-XX	Athletics	Chris Gray	Chris Gray	Tenuta
05-0000-609020-XXXXXXXX-XX	MCC Floral Shop	Garrett Beier	Tom McGee	Santos-George
05-0000-609025-XXXXXXXX-XX	Workforce Training - Open Enrollment	Catherine Jones	Catherine Jones	Santos-George
05-0000-609030-XXXXXXXX-XX	Workforce Training - Contract Training	Catherine Jones	Catherine Jones	Santos-George
05-0000-609032-XXXXXXXX-XX	Workforce Training Program	Doralee Nell Sullens	Catherine Jones	Santos-George
05-2030-201045-XXXXXXXX-XX	ONLINE CE/CAREER TRAINING	Doralee Nell Sullens	Catherine Jones	Santos-George
05-3060-303048-XXXXXXXX-XX	The "Tartan"	Toni Countryman	Daniela Broderick	Santos-George
05-4000-604020-XXXXXXXX-XX	Traffic Safety Program	Catherine Jones	Catherine Jones	Santos-George
05-4000-604025-XXXXXXXX-XX	Focus on the Kids	Doralee Nell Sullens	Catherine Jones	Santos-George
05-4010-401024-XXXXXXXX-XX	Personal Development Program	Doralee Nell Sullens	Catherine Jones	Santos-George
05-4010-401026-XXXXXXXX-XX	Retired Adult Prog	Doralee Nell Sullens	Catherine Jones	Santos-George
05-4010-604030-XXXXXXXX-XX	Center for Agrarian Learning	Sheri Doyel	Sheri Doyel	Gabbard
05-4040-404015-XXXXXXXX-XX	Center for Non-Profit Leadership	Christina Haggerty	Christina Haggerty	Haggerty
05-6010-501033-XXXXXXXX-XX	Tartan Bistro - Cullinary	Tina Drzal	Tom McGee	Santos-George
05-6010-603010-XXXXXXXX-XX	Food Service Admin	Sandra Johnston	Sandra Johnston	Tenuta
05-6020-602010-XXXXXXXX-XX	The MCC Store	Christina Haggerty	Christina Haggerty	Haggerty
05-6040-605010-XXXXXXXX-XX	Athletics	Karen Wiley	Karen Wiley	Koronkiewicz
05-6080-601010-XXXXXXXX-XX	Conferences and Rental	Katherine Bellan	Katherine Bellan	Haggerty
05-6090-601015-XXXXXXXX-XX	CLC	Lisha Linder	Dawn Katz	Santos-George
05-6090-609020-XXXXXXXX-XX	MCC Floral Shop	Garrett Beier	Tom McGee	Santos-George
05-6090-609022-XXXXXXXX-XX	Workforce Comm & Bus Prog	Catherine Jones	Catherine Jones	Santos-George
05-6090-609025-XXXXXXXX-XX	Workforce Training - Open Enrollment	Catherine Jones	Catherine Jones	Santos-George
05-6090-609030-XXXXXXXX-XX	Workforce Training - Contract Training	Catherine Jones	Catherine Jones	Santos-George
05-6090-609032-XXXXXXXX-XX	Workforce Training Program	Doralee Nell Sullens	Catherine Jones	Santos-George
06 Restricted Purposes				
06-0000-000000-XXXXXXXX-XX	General	Robert M Tenuta	Robert M Tenuta	Tenuta
06-0000-302030-XXXXXXXX-XX	Federal Programs	Christopher Heftka	Christopher Heftka	Koronkiewicz
06-0000-302032-XXXXXXXX-XX	Federal-Student Workers	Christopher Heftka	Christopher Heftka	Koronkiewicz
06-0000-900000-XXXXXXXX-XX	General	Robert M Tenuta	Robert M Tenuta	Tenuta
06-0000-901016-XXXXXXXX-XX	Federal Basic Adult Ed	Gina McConoughey	Gina McConoughey	Santos-George

Fund Fund Title

<i>Department Code</i>	<i>Department Name</i>	<i>Supervisor</i>	<i>Dean/Director</i>	<i>VP/Exec</i>
06-0000-901018-XXXXXXXX-XX	English Literacy / Civics	Gina McConoughey	Gina McConoughey	Santos-George
06-0000-901020-XXXXXXXX-XX	GI Bill Student Grants	Christopher Heftka	Christopher Heftka	Santos-George
06-0000-901022-XXXXXXXX-XX	SBDC Federal 1	Catherine Jones	Catherine Jones	Santos-George
06-0000-901026-XXXXXXXX-XX	Perkins IV PostSecond Basic	Gina McConoughey	Gina McConoughey	Santos-George
06-0000-902011-XXXXXXXX-XX	IL Coop Work Study	Catherine Jones	Catherine Jones	Santos-George
06-0000-902014-XXXXXXXX-XX	State Basic Adult Ed	Gina McConoughey	Gina McConoughey	Santos-George
06-0000-902016-XXXXXXXX-XX	Community Literacy Program	Gina McConoughey	Gina McConoughey	Santos-George
06-0000-902024-XXXXXXXX-XX	MAP Grant Award	Christopher Heftka	Christopher Heftka	Koronkiewicz
06-0000-902030-XXXXXXXX-XX	ISBDC Program Revenue	Catherine Jones	Catherine Jones	Santos-George
06-0000-902033-XXXXXXXX-XX	IGEN - Renewable Energy	Kim Hankins	Rickey Sparks	Gabbard
06-0000-902034-XXXXXXXX-XX	Illinois Green Economy	Kim Hankins	Rickey Sparks	Gabbard
06-0000-902040-XXXXXXXX-XX	State Performance	Gina McConoughey	Gina McConoughey	Santos-George
06-0000-904060-XXXXXXXX-XX	IRS Vol Income Tax Asst Grant	Ann Esarco	Tom McGee	Santos-George
06-0000-904075-XXXXXXXX-XX	Redefining HS/College Transiti	Robert M Tenuta	Robert M Tenuta	Tenuta
06-0000-904090-XXXXXXXX-XX	WIOA Out-of-School Youth Prog	Gina McConoughey	Gina McConoughey	Santos-George
06-0000-904110-XXXXXXXX-XX	Upward Bound Grant	Chris Gray	Chris Gray	Gray
06-0000-904115-XXXXXXXX-XX	Urban Agriculture Grant	Chris Gray	Chris Gray	Gray
06-0000-904120-XXXXXXXX-XX	Nuts Bolts Thingamajigs Grant	Open	Open	Open
06-0000-904126-XXXXXXXX-XX	NSF STEM Scholarship Grant	Open	Open	Open
06-0000-904127-XXXXXXXX-XX	Skyepack Textbook Liberation	Open	Open	Open
06-0000-904130-XXXXXXXX-XX	Sage Legacy Grant	Open	Open	Open
06-0000-904134-XXXXXXXX-XX	Childcare Access-CCAMPIS Grant	Dawn Katz	Dawn Katz	Santos-George
06-0000-904136-XXXXXXXX-XX	IMA Education Foundation Grant	Catherine Jones	Catherine Jones	Santos-George
06-0000-904138-XXXXXXXX-XX	Northrop Grumman Award-VITA	Arlene Santos-George	Arlene Santos-George	Santos-George
06-0000-904140-XXXXXXXX-XX	CCT-Food Land Opportunity	Sheri Doyel	Sheri Doyel	Gabbard
06-0000-904141-XXXXXXXX-XX	Innovative Bridge & Transition	Arlene Santos-George	Arlene Santos-George	Santos-George
06-0000-904144-XXXXXXXX-XX	Expanding CC Apprenticeships	Arlene Santos-George	Arlene Santos-George	Santos-George
06-0000-904147-XXXXXXXX-XX	Pathways to Persistence & Grad	Christina Swanson	Talia Koronkiewicz	Koronkiewicz
06-0000-904149-XXXXXXXX-XX	Transition Instruction Math	Daniela Broderick	Daniela Broderick	Santos-George
06-0000-904151-XXXXXXXX-XX	Bridge to Success-CFMC	Talia Koronkiewicz	Talia Koronkiewicz	Koronkiewicz
06-0000-904152-XXXXXXXX-XX	SIP Emergency Relief Fund	Christopher Heftka	Christopher Heftka	Koronkiewicz
06-0000-904153-XXXXXXXX-XX	Competency Based Education	Arlene Santos-George	Arlene Santos-George	Santos-George
06-0000-904155-XXXXXXXX-XX	IL SBDC Cares Act Funds	Catherine Jones	Catherine Jones	Santos-George
06-0000-904156-XXXXXXXX-XX	Perkins CTE Improvement Grant	Catherine Jones	Catherine Jones	Koronkiewicz
06-0000-904159-XXXXXXXX-XX	CRRSA-HEERF II Institutional	Robert M Tenuta	Robert M Tenuta	Tenuta
06-0000-904160-XXXXXXXX-XX	ARP-HEERF III Student	Robert M Tenuta	Robert M Tenuta	Tenuta
06-0000-904161-XXXXXXXX-XX	CRRSA-HEERF III Institutional	Robert M Tenuta	Robert M Tenuta	Tenuta
06-0000-904163-XXXXXXXX-XX	Family Health Partnership Clin	Arlene Santos-George	Arlene Santos-George	Santos-George

Fund Fund Title

<i>Department Code</i>	<i>Department Name</i>	<i>Supervisor</i>	<i>Dean/Director</i>	<i>VP/Exec</i>
06-0000-904168-XXXXXXXX-XX	USDA Campus-Based Food Hub	Sheri Doyel	Sheri Doyel	Gabbard
06-0000-904169-XXXXXXXX-XX	Specialty Crop Grant Grant	Sheri Doyel	Sheri Doyel	Gabbard
06-1030-904153-XXXXXXXX-XX	Competency Based Education	Arlene Santos-George	Arlene Santos-George	Santos-George
06-1060-901016-XXXXXXXX-XX	Federal Basic Adult Ed	Gina McConoughey	Gina McConoughey	Santos-George
06-1060-901018-XXXXXXXX-XX	English Literacy / Civics	Gina McConoughey	Gina McConoughey	Santos-George
06-1060-902014-XXXXXXXX-XX	State Basic Adult Ed	Gina McConoughey	Gina McConoughey	Santos-George
06-1060-902016-XXXXXXXX-XX	Community Literacy Program	Gina McConoughey	Gina McConoughey	Santos-George
06-1060-902040-XXXXXXXX-XX	State Performance	Gina McConoughey	Gina McConoughey	Santos-George
06-1090-904090-XXXXXXXX-XX	WIOA Out-of-School Youth Prog	Gina McConoughey	Gina McConoughey	Santos-George
06-2080-904115-XXXXXXXX-XX	Urban Agriculture Grant	Chris Gray	Chris Gray	Gray
06-2080-904127-XXXXXXXX-XX	Skyepack Textbook Liberation	Open	Open	Open
06-2080-904140-XXXXXXXX-XX	CCT-Food Land Opportunity	Sheri Doyel	Sheri Doyel	Gabbard
06-2080-904141-XXXXXXXX-XX	Innovative Bridge & Transition	Arlene Santos-George	Arlene Santos-George	Santos-George
06-2080-904149-XXXXXXXX-XX	Transition Instruction Math	Daniela Broderick	Daniela Broderick	Santos-George
06-2080-904156-XXXXXXXX-XX	Perkins CTE Improvement Grant	Catherine Jones	Catherine Jones	Koronkiewicz
06-3010-901020-XXXXXXXX-XX	GI Bill Student Grants	Christopher Heftka	Christopher Heftka	Koronkiewicz
06-3020-901022-XXXXXXXX-XX	SBDC Federal 1	Catherine Jones	Catherine Jones	Santos-George
06-3020-904075-XXXXXXXX-XX	Redefining HS/College Transiti	Robert M Tenuta	Robert M Tenuta	Tenuta
06-3020-904110-XXXXXXXX-XX	Upward Bound Grant	Rene Govea	Sonia Reising	Koronkiewicz
06-3040-302030-XXXXXXXX-XX	Federal Programs	Christopher Heftka	Christopher Heftka	Koronkiewicz
06-3040-901026-XXXXXXXX-XX	Perkins IV PostSecond Basic	Gina McConoughey	Gina McConoughey	Santos-George
06-3080-904126-XXXXXXXX-XX	NSF STEM Scholarship Grant	Open	Open	Open
06-3080-904147-XXXXXXXX-XX	Pathways to Persistence & Grad	Christina Swanson	Talia Koronkiewicz	Koronkiewicz
06-3080-904152-XXXXXXXX-XX	SIP Emergency Relief Fund	Christopher Heftka	Christopher Heftka	Koronkiewicz
06-3090-904163-XXXXXXXX-XX	Family Health Partnership Clin	Open1	Open1	Santos-George
06-3090-904168-XXXXXXXX-XX	USDA Campus-Based Food Hub	Sheri Doyel	Sheri Doyel	Gabbard
06-4010-904120-XXXXXXXX-XX	Nuts Bolts Thingamajigs Grant	Open	Open	Open
06-4020-902011-XXXXXXXX-XX	IL Coop Work Study	Open1	Open1	Santos-George
06-4020-902030-XXXXXXXX-XX	ISBDC Program Revenue	Catherine Jones	Catherine Jones	Santos-George
06-4020-904130-XXXXXXXX-XX	Sage Legacy Grant	Open	Open	Open
06-4020-904136-XXXXXXXX-XX	IMA Education Foundation Grant	Open1	Open1	Santos-George
06-4020-904144-XXXXXXXX-XX	Expanding CC Apprenticeships	Open1	Open1	Santos-George
06-4020-904151-XXXXXXXX-XX	Bridge to Success-CFMC	Talia Koronkiewicz	Talia Koronkiewicz	Koronkiewicz
06-4020-904169-XXXXXXXX-XX	Specialty Crop Grant Grant	Sheri Doyel	Sheri Doyel	Gabbard
06-4030-902033-XXXXXXXX-XX	IGEN - Renewable Energy	Kim Hankins	Rickey Sparks	Gabbard
06-4030-904155-XXXXXXXX-XX	IL SBDC Cares Act Funds	Catherine Jones	Catherine Jones	Santos-George
06-4040-904060-XXXXXXXX-XX	IRS Vol Income Tax Asst Grant	Ann Esarco	Tom McGee	Santos-George
06-4040-904138-XXXXXXXX-XX	Northrop Grumman Award-VITA	Arlene Santos-George	Arlene Santos-George	Santos-George

Fund Fund Title

<i>Department Code</i>	<i>Department Name</i>	<i>Supervisor</i>	<i>Dean/Director</i>	<i>VP/Exec</i>
06-7090-902034-XXXXXXXX-XX	Illinois Green Economy	Kim Hankins	Rickey Sparks	Gabbard
06-8060-904159-XXXXXXXX-XX	CRRSA-HEERF II Institutional	Robert M Tenuta	Robert M Tenuta	Tenuta
06-8060-904161-XXXXXXXX-XX	CRRSA-HEERF III Institutional	Robert M Tenuta	Robert M Tenuta	Tenuta
06-9010-902024-XXXXXXXX-XX	MAP Grant Award	Christopher Heftka	Christopher Heftka	Koronkiewicz
06-9010-904134-XXXXXXXX-XX	Childcare Access-CCAMPIS Grant	Open1	Open1	Santos-George
06-9010-904160-XXXXXXXX-XX	ARP-HEERF III Student	Robert M Tenuta	Robert M Tenuta	Tenuta
06-9030-302032-XXXXXXXX-XX	Federal-Student Workers	Christopher Heftka	Christopher Heftka	Koronkiewicz
07 Working Cash				
07-0000-000000-XXXXXXXX-XX	General	Robert M Tenuta	Robert M Tenuta	Tenuta
08 General Fixed Asset				
08-0000-000000-XXXXXXXX-XX	General	Robert M Tenuta	Robert M Tenuta	Tenuta
08-1010-000000-XXXXXXXX-XX	General	Robert M Tenuta	Robert M Tenuta	Tenuta
08-1010-501016-XXXXXXXX-XX	General Institutional Exp	Robert M Tenuta	Robert M Tenuta	Tenuta
08-1090-000000-XXXXXXXX-XX	General	Robert M Tenuta	Robert M Tenuta	Tenuta
08-2010-000000-XXXXXXXX-XX	General	Robert M Tenuta	Robert M Tenuta	Tenuta
08-2010-501016-XXXXXXXX-XX	General Institutional Exp	Robert M Tenuta	Robert M Tenuta	Tenuta
08-3010-000000-XXXXXXXX-XX	General	Robert M Tenuta	Robert M Tenuta	Tenuta
08-3010-501016-XXXXXXXX-XX	General Institutional Exp	Robert M Tenuta	Robert M Tenuta	Tenuta
08-4010-000000-XXXXXXXX-XX	General	Robert M Tenuta	Robert M Tenuta	Tenuta
08-4010-501016-XXXXXXXX-XX	General Institutional Exp	Robert M Tenuta	Robert M Tenuta	Tenuta
08-4090-000000-XXXXXXXX-XX	General	Robert M Tenuta	Robert M Tenuta	Tenuta
08-6010-000000-XXXXXXXX-XX	General	Robert M Tenuta	Robert M Tenuta	Tenuta
08-6010-501016-XXXXXXXX-XX	General Institutional Exp	Robert M Tenuta	Robert M Tenuta	Tenuta
08-7010-000000-XXXXXXXX-XX	General	Robert M Tenuta	Robert M Tenuta	Tenuta
08-7010-501016-XXXXXXXX-XX	General Institutional Exp	Robert M Tenuta	Robert M Tenuta	Tenuta
08-7090-000000-XXXXXXXX-XX	General	Robert M Tenuta	Robert M Tenuta	Tenuta
08-8010-000000-XXXXXXXX-XX	General	Robert M Tenuta	Robert M Tenuta	Tenuta
08-8010-501016-XXXXXXXX-XX	General Institutional Exp	Robert M Tenuta	Robert M Tenuta	Tenuta
08-8060-501016-XXXXXXXX-XX	General Institutional Exp	Robert M Tenuta	Robert M Tenuta	Tenuta
08-8090-000000-XXXXXXXX-XX	General	Robert M Tenuta	Robert M Tenuta	Tenuta
08-9010-000000-XXXXXXXX-XX	General	Robert M Tenuta	Robert M Tenuta	Tenuta
09 General Long-Term Debt				
09-0000-000000-XXXXXXXX-XX	General	Robert M Tenuta	Robert M Tenuta	Tenuta
09-1000-501040-XXXXXXXX-XX	Institutional Liab Act	Robert M Tenuta	Robert M Tenuta	Tenuta
09-2000-501040-XXXXXXXX-XX	Institutional Liab Act	Robert M Tenuta	Robert M Tenuta	Tenuta
09-3000-501040-XXXXXXXX-XX	Institutional Liab Act	Robert M Tenuta	Robert M Tenuta	Tenuta
09-4000-501040-XXXXXXXX-XX	Institutional Liab Act	Robert M Tenuta	Robert M Tenuta	Tenuta
09-6000-501040-XXXXXXXX-XX	Institutional Liab Act	Robert M Tenuta	Robert M Tenuta	Tenuta

Fund Fund Title

<i>Department Code</i>	<i>Department Name</i>	<i>Supervisor</i>	<i>Dean/Director</i>	<i>VP/Exec</i>
09-8000-501040-XXXXXXXX-XX	Institutional Liab Act	Robert M Tenuta	Robert M Tenuta	Tenuta
09-8060-501040-XXXXXXXX-XX	Institutional Liab Act	Robert M Tenuta	Robert M Tenuta	Tenuta
09-9000-501040-XXXXXXXX-XX	Institutional Liab Act	Robert M Tenuta	Robert M Tenuta	Tenuta
10 Trust & Agency				
10-0000-000000-XXXXXXXX-XX	General	Robert M Tenuta	Robert M Tenuta	Tenuta
11 Audit				
11-0000-000000-XXXXXXXX-XX	General	Robert M Tenuta	Robert M Tenuta	Tenuta
11-8020-501034-XXXXXXXX-XX	Audit Services	Robert M Tenuta	Robert M Tenuta	Tenuta
12 Liability, Protection & Settlement				
12-0000-000000-XXXXXXXX-XX	General	Robert M Tenuta	Robert M Tenuta	Tenuta
12-0000-501036-XXXXXXXX-XX	Campus Safety	Robert M Tenuta	Robert M Tenuta	Tenuta
12-8060-501038-XXXXXXXX-XX	Insurance	Robert M Tenuta	Robert M Tenuta	Tenuta
13 Building Bond Proceeds				
13-0000-000000-XXXXXXXX-XX	General	Open	Open	Open
14 Public Building Commission Rental				
14-0000-000000-XXXXXXXX-XX	General	Open	Open	Open
15 Public Building Commission Operation & Maintenance				
15-0000-000000-XXXXXXXX-XX	General	Open	Open	Open
17 OPEB Liability				
17-0000-000000-XXXXXXXX-XX	General	Robert M Tenuta	Robert M Tenuta	Tenuta
17-1010-000000-XXXXXXXX-XX	General	Open	Open	Open
17-2010-000000-XXXXXXXX-XX	General	Open	Open	Open
17-3010-000000-XXXXXXXX-XX	General	Open	Open	Open
17-4010-000000-XXXXXXXX-XX	General	Open	Open	Open
17-6010-000000-XXXXXXXX-XX	General	Open	Open	Open
17-7010-000000-XXXXXXXX-XX	General	Open	Open	Open
17-8010-000000-XXXXXXXX-XX	General	Open	Open	Open
17-9010-000000-XXXXXXXX-XX	General	Open	Open	Open

Income Statement Accounts

XX-XXXXXX-XXXXXXXX-XX

Group

Revenue/Expense Description

Revenue

			4303002	00	
4101001	05	Real Estate Taxes	4309000	05	Sbdc Program Revenue
4101001	10	Real Estate Taxes-Tort	4309000	25	Gi Bill Student Grants
4101001	15	Real Estate Taxes-Ss	4309000	60	IRS Dept of Treasury Revenue
4103500	00	CPPRT	4309001	00	Veterans Affairs Annual Fees
4109000	00	ETSB Starcom21 McHenry Cty	4309001	50	Other Fed Grant-Dir
4201000	05	Iccb Ivg/Ing Shortfall Grant	4309002	00	Other Fed Grant Pass-Through
4201000	10	English Literacy/Civics	4309002	01	National Science Foundation RV
4201001	00	Base Operating Grants	4401001	00	Tuition-In District
4201002	00	Equalization Grant	4401001	20	Online-Tuition & Fees
4201009	00	ICCB Special Initiative Grants	4401002	00	Tuition-Out of District
4201019	00	Adult Education - State Basic	4401003	00	Tuition-Out of State
4201021	00	Adult Education - Performance	4401004	00	Tuition-International Students
4201022	00	SV35 MIA/ POW Dep	4402000	06	Course Fees
4201099	00	Developmental Ed Innovation	4402000	10	Registration Fees
4203099	05	Avte/CTE General Revenue	4402000	15	Graduation Fees
4209000	00	Revenue State Sources - Other	4402000	20	Nursing Fees
4209000	15	Cdb Grant - Greenhouse	4402000	25	Technology Fee
4209000	20	Cdb Grant - Pumphouse	4402000	30	Infrastructure Fee
4209000	27	IL Green Economy Network	4402002	00	Application Fee
4209000	30	Ill Cooperative Work Study Rev	4409000	05	Transcript Fees
4209000	40	Community Literacy	4409000	10	Proficiency Exam
4209000	65	Map Grant	4409000	15	Clep Testing
4209000	70	Sbdc Grant Revenue State	4409000	20	Ged Testing
4301000	05	Sbdc Grant Revenue Federal	4409000	25	Make Up Testing Fees
4301000	10	Perkins Iv Postsecondary Basic	4409000	30	Placement Exam Fee
4301000	15	Federal Basic Adult Education	4409000	40	Other Testing Fees
4301000	35	WSF Revenue from DOE	4409000	45	Testing Ctr Serv Fee
4301000	45	Pell	4409000	50	Work Keys Testing Fees
4301000	50	Pell Administrative	4420050	00	Misc. Fees
4301000	55	SEOG	4501000	05	Cafeteria Receipts
4301001	00	US Dept of Ed Direct Revenue	4501000	10	Catering - External
4301002	00	FED DOE Pass-Through Revenue	4501000	15	Catering - Internal
4302002	00	WIOA Revenue	4501000	20	Catering - CLC
4302002	10	DOL Pass Through Revenue	4501000	25	Vending Receipts

Group

Revenue/Expense Description

4502000	05	Sales-Gifts	4709002	00	
4502000	10	Sales-Software	4809000	00	Non Governmental Gift Other
4502000	15	Sales-Books	4809000	03	Gift MCC Foundation
4502000	20	Sales-Supplies	4809000	05	Donations
4502000	25	Sales-Clothing	4809000	25	Foundation Contributions
4502000	30	Discounts Earned	4901001	00	Campus Safety Court Fees/Fines
4502000	35	Book Buyback Commissions	4901002	05	Library Fines & Fees
4502000	50	Bookstore Restocking Fees	4909000	01	Other Grant Revenue
4502000	55	Fin Aid Bkstr Sales	4909000	05	Fax Document Fee Revenue
4503000	05	Intramurals	4909000	10	Coin Operated Copy Machine Rev
4503000	10	Sports Camps	4909000	20	College Fair Fees
4503000	15	Athletic Field Rentals	4909000	24	Career Services Fair Fees
4504000	10	Parenting Classes	4909000	25	Celluar One Income
4504000	12	Traffic Safety School	4909000	26	Ctr Non-Profit Ldrship Revenue
4504000	16	Contract Training	4909000	30	Employee Health Insurance Cont
4504000	18	Corporate Center Open Enrollme	4909000	35	College Health Insurance Contr
4504000	24	CE Tuition	4909000	36	College Grp Life Ins Contribut
4504000	25	CE Discount	4909000	40	Retiree Health Insurance Contr
4504000	32	Kids & College Tuition	4909000	45	Cobra Health Insurance Contrib
4504000	46	RAP Tuition	4909000	50	Other Misc Income
4504000	48	RAP Membership Fees	4909000	55	NSF Service Charge
4504000	50	Fitness Center Revenue	4909000	56	Surplus Sales
4504000	60	Center for Agrarian	4909000	58	Sustainability Revenue
4504000	70	Planetarium Events	4909000	90	SURS Pass Through Revenue
4505001	00	Culinary Food Sales	4909000	95	CIP Pass Through Revenue
4509000	05	Conferences & Rental Income	4909001	00	Proceeds from Capital Lease
4509000	09	Workforce Program Revenue	4991500	01	Capital Appropriations
4509000	10	Tartan Advertising Revenue			
4509000	16	Floral Shop sales			
4509000	20	Child Care Fees			
4509000	45	Greenhouse Lab Sales			
4509000	50	Floral Shop Lab Sales			
4509001	00	Culinary & Other Misc.			
4509001	01	Bakery Food Sales			
4609000	05	Misc Rental			
4609001	00	Shah Center Rentals			
4709000	05	Interest On Investments			
4709000	06	Change in Fair Value of Invest			
4709000	07	Investment Transaction Fees			

Group

Revenue/Expense Description

Salaries

5101001	00	FT Administrative Staff
5101001	01	FT Admin Vacancy Allowance
5102001	00	FT Prof/Tech Staff
5102001	01	FT Prof Vacancy Allowance
5102002	00	PT Prof/Technical Staff
5103001	00	FT Teaching Faculty
5103001	05	FT Instr Staff Summer
5103001	10	FT Stipends Fall Spring Summer
5103001	15	Instr Staff - Indep Study
5103001	20	Stipends - Other Faculty
5103002	05	PT Instructional Other
5103002	06	PT Instruct Vacancy Allowance
5103002	10	PT Instr - Indep Study
5103002	15	PT Stipends Fall Sprg Sum
5103002	20	Stipends - Other
5103004	10	FT Instr Staff - Overload
5103004	20	Non-Instructional Overload
5105001	00	FT Academic Support
5106001	00	FT Clerical Staff
5106001	01	FT Clerical Vacancy Allowance
5106001	10	FT Service Staff
5106002	00	PT Clerical Staff
5106002	20	PT Service Staff
5108000	05	Federal Student Employee
5108000	15	Student Employees - WSI
5109000	40	Faculty Tuition Stipend
5109000	50	Other Compensation
5109000	60	Sign On Bonus

Employee Benefits

5201000	05	Cobra Administration
5201001	00	Employer GTL Medical Vision
5201001	40	Employee Medical Claims Hospit
5201001	45	Employee Medical Claims Doctor
5201001	50	Employee Medical Claims Prescr
5201001	55	Cobra Medical Claims Hospital
5201001	60	Cobra Medical Claims Doctor
5201001	65	Cobra Medical Claims Prescript
5201001	70	Medical Insurance Administrati
5201001	75	Medical Insurance Access Fee
5201001	80	Medical Insurance Prescription
5201001	85	Medical Insurance Stop Loss Ag
5201001	90	Medical Insurance Stop Loss In
5201001	95	Medical Insurance Stop Loss Re
5201002	00	Dental
5201002	05	Dental Insurance Administratio
5201003	00	Vision
5201004	00	Group Life Insurance
5201005	00	Long Term Disability
5202000	00	Workers Compensation Insurance
5204000	00	Unemployment Insurance
5205000	00	Medicare
5206000	00	FICA - Social Security
5207000	05	Tuition Waiver - Admin.
5207000	10	Tuition Waiver - Faculty
5207000	15	Tuition Waiver - Staff
5207000	20	Tuition Waiver - Admin Depend
5207000	25	Tuition Waiver - Faculty Depen
5207000	30	Tuition Waiver - Staff Depend
5207000	35	Admin Tuition Reimbursement
5207000	40	Faculty Tuition Reimbursement
5207000	41	Adjunct Tuition Reimbursement
5207000	45	Staff Tuition Reimbursement
5209000	01	Flexible Spending Admin Exp
5209000	05	Employee Assistance Program
5209000	08	Wellness Benefits
5209000	55	Surs .5% Employer Contribution

Group

Revenue/Expense Description

5209000	56	College Insurance Program Exp
5209000	60	Surs Federal Grant Obligation
5209000	65	Surs Penalties
5209000	75	Employer match 403B
5299900	00	Compensated Absences
5299900	50	State Allocated SURS
5299900	95	State Allocated CIP

Contractual Services

5301000	00	Audit Services
5302000	00	Consultants
5303000	20	Other Contractual Services
5304000	05	Contractual Services
5304000	10	Contract Maintenance Services
5304000	15	Copier Lease Maintenance Serv
5305000	05	Legal Notices
5305000	10	Legal Retainer
5306000	00	Office Services
5308000	00	Instructional Services
5309000	05	Board Expense
5309000	10	Insurance Consultant
5309000	15	Background Checks
5309000	20	Other Contractual Services
5309000	21	Cont Service Offset Allowance
5309000	25	Snow Removal
5309000	30	Refuse Removal

Group

Revenue/Expense Description

Supplies

5401001	00	Office Supplies	5408000	10	Supply Purchases
5401001	01	Supplies Offset Allowance	5408000	15	Clothing Purchases
5401001	55	Copy Center Chargebacks	5408000	20	Bkstr-Freight & Shipping
5401002	00	Instructional Supplies	5408000	21	Book Purchases
5401002	05	Testing Materials	5408000	25	Gift Purchases
5401002	15	Supplies - Testing	5408000	30	Software Purchases
5401002	20	Supplies - Floral Design	5409000	00	Other Materials & Supplies
5401002	25	Supplies - Greenhouse			
5401002	35	Supplies - General			
5401002	40	Supplies - Plant Science			
5401002	45	Supplies - Plant Science Lab			
5401002	50	Supplies - Pho/Art Ink			
5401002	56	Supplies-Hort Chargebacks			
5401004	00	Maintenance Supplies			
5401005	00	Accomodation Suppli			
5401009	05	Supplies Bookstore			
5402000	00	Printing			
5402000	05	Printing - Credit Schedule			
5402000	10	Printing - Non-Credit Schedule			
5402000	15	Printing - College Catalog			
5402000	20	Printing - Non-Credit Division			
5402000	25	Printing-Institutional			
5404001	00	Audio/Visual Materials			
5404001	05	Telecourse Fees			
5404002	00	Computer Software			
5404003	00	Postage			
5404003	05	U. P. S.			
5404004	00	Repair Materials & Supplies			
5404009	00	Accounts Payable Discount			
5405000	05	Books			
5406000	00	Publications & Dues			
5406000	05	Continuations			
5406000	10	Periodicals			
5407000	00	Advertising			
5407000	05	Photography Expense			
5407000	10	Promotional Expense			
5408000	05	Food Purchases			

Group

Revenue/Expense Description

Travel

5501000	05	Meeting Expense In-District
5501000	10	Chamber Meeting Expense In-Dis
5502000	05	In District Travel
5502000	10	Out of District Travel
5502000	11	Travel Offset Allowance
5502000	20	Participant Costs-Travel
5504000	00	Recruitment
5504000	10	Recruitment - Background Check
5504000	15	Relocation/Moving Expenses
5509000	05	Staff Development
5509000	10	Vehicle Expense
5509000	15	Other Conf & Mtg Exp
5509000	20	Forensics
5509000	25	Job/College Fair

Fixed Charges

5601000	00	Rental - Facilities
5601002	00	MCC Conf Ctr Rental
5602000	00	Rental - Equipment
5606000	00	Lease Principal Retirements
5606002	00	Lease Retirements
5609000	05	Vehicle Lease
5609000	10	Existing Computer Leases
5609000	50	Bond Principal
5609000	55	Interest Expense
5609000	60	General Insurance
5609000	62	Late Charges -Credit Cards
5609000	65	Insurance Deductables
5609002	00	Interest Expense-Leases

Group

Revenue/Expense Description

Utilities

5701000	00	Gas
5703000	00	Electricity
5704000	00	Water/Sewage
5705000	00	Telephone
5709000	00	Utilities - General

Capital Outlay

5802000	00	Site Improvements
5803000	00	Buildings - New
5805000	00	Equipment - Office
5805000	01	Asset addition contra account
5806000	00	Equipment - Instructional
5806000	05	Repl Equip--Instructional
5807000	00	Equipment - Service
5807000	05	Repl Equip - Service
5808000	05	Depreciation Building
5808000	10	Depreciation Equipment
5808009	00	Amortization Expense
5809000	00	Other Capital Outlay
5809000	05	Major Equipment
5809000	07	Architectual Services
5809000	20	Cdb Grant - Greenhouse
5809000	25	Cdb Grant - Pumphouse
5809000	60	Building Improvements
5809000	61	Asset Disposal gain/ loss
5809000	62	Asset Sale Gain/Loss

Group

Revenue/Expense Description

Other

Contingency

5901003	20	Waiver - Except. to refund Pol	6000000	05	Contingency Institution
5902000	00	Honors-Scholarships			
5902000	05	Emergency Relief Fu			
5902000	10	Scholarships			
5902000	50	Participant Costs-Scholarships			
5902000	55	Student Assist-Food			
5902000	56	Student Assist-Tran			
5902000	60	Childcare Fee Subsidy			
5904000	05	Financial Charges/Adjustments			
5904000	10	Fee Loss/Uncollectable			
5904000	25	Bad Debt Expenses			
5904000	30	Debt Forgiveness			
5904002	00	Dept. Charge-Back			
5909000	00	Other Expenditures			
5909000	01	Other Expenses			
5909000	02	Tuition Waivers Institutional			
5909000	04	Tuition Waivers Student Life			
5909000	07	Tuition Waivers Senior Citizen			
5909000	08	Tuition Waivers Culinary Mgmt			
5909000	10	Tuition Refunds			
5909000	12	Phi Theta Kappa			
5909000	15	Participation Stipend			
5909000	22	Pell Grant			
5909000	28	SEOG			
5909000	35	Illinois Map Grant Award			
5909000	39	Minority Teachers of IL Grant			
5909000	46	Services Charges Bonds			
5909000	52	Pell Admin Expense			
5909000	54	Perm Art Collection			
5909000	58	Graduation			
5909000	70	Corporate Sponsorships			
5909000	80	Tax Abatements			
5909000	85	Real Estate Taxes			
5909000	90	Bank/Credit Crd/Higher One Fee			
5909001	00	Rewards and Recognition			
5909002	00	Indirect Costs Allocation			

Group

Revenue/Expense Description

Interfund Transfer Out

7102000 05 Reserve Transfer

7102000 50 Transfer

Interfund Transfer In

7202002 00 Transfer - In

FY 2023 vs. FY 2022
Comparative Budget Detail
By Department

This page left blank intentionally

Comparative By Fund/Department Detail FY23 vs. FY22

Thru: 6/30/2022

Object	Object Name	FY22 YTD	FY22 Budget	FY23 Budget	\$ Change	% Change
Fund 01 Education						
<i>Dept: 01-0000-000000 Department Name: General</i>						
Local Governmental Sources						
4101001	05 Real Estate Taxes	\$25,570,276	\$25,564,854	\$25,564,854	\$0	0.00%
4103500	00 CPPRT	\$572,010	\$180,000	\$651,451	\$471,451	261.92%
Sum of Local Governmental Sources		\$26,142,286	\$25,744,854	\$26,216,305	\$471,451	1.83%
State Governmental Sources						
4201000	05 Iccb Iv/Ing Shortfall Grant	\$26,840	(\$65,000)	\$107,614	\$172,614	-265.56%
4201001	00 Base Operating Grants	\$3,045,533	\$2,899,451	\$3,492,687	\$593,236	20.46%
4201002	00 Equalization Grant	\$50,000	\$50,000	\$50,000	\$0	0.00%
4203099	05 Avte/CTE General Revenue	\$314,755	\$310,000	\$348,584	\$38,584	12.45%
Sum of State Governmental Sources		\$3,437,129	\$3,194,451	\$3,998,885	\$804,434	25.18%
Federal Governmental Sources						
4309001	00 Veterans Affairs Annual Fees	\$1,328	\$0	\$0	\$0	#Num!
Sum of Federal Governmental Sources		\$1,328	\$0	\$0	\$0	#Num!
Student Tuition & Fees						
4401001	00 Tuition-In District	\$9,362,844	\$9,386,130	\$9,216,063	(\$170,067)	-1.81%
4401002	00 Tuition-Out of District	\$155,484	\$47,723	\$143,704	\$95,981	201.12%
4401003	00 Tuition-Out of State	\$23,498	\$10,899	\$19,652	\$8,753	80.31%
4401004	00 Tuition-International Students	\$12,260	\$0	\$13,260	\$13,260	#Div/0!
4402000	06 Course Fees	\$564,419	\$700,000	\$728,732	\$28,732	4.10%
4402000	10 Registration Fees	\$91,637	\$110,000	\$110,000	\$0	0.00%
4402000	15 Graduation Fees	\$350	\$300	\$300	\$0	0.00%
4402000	20 Nursing Fees	\$297	\$2,000	\$2,000	\$0	0.00%
4402000	25 Technology Fee	\$950,217	\$905,298	\$968,594	\$63,296	6.99%
4409000	05 Transcript Fees	\$63,585	\$40,000	\$40,000	\$0	0.00%
4409000	10 Proficiency Exam	\$375	\$450	\$450	\$0	0.00%
4409000	15 Clep Testing	\$367	\$1,825	\$1,825	\$0	0.00%
4409000	20 Ged Testing	\$101	\$1,500	\$1,500	\$0	0.00%
4409000	25 Make Up Testing Fees	\$0	\$100	\$100	\$0	0.00%
4409000	30 Placement Exam Fee	\$0	\$100	\$100	\$0	0.00%
4409000	40 Other Testing Fees	\$1,930	\$100	\$100	\$0	0.00%
4409000	45 Testing Ctr Serv Fee	\$7,332	\$100	\$100	\$0	0.00%
4409000	50 Work Keys Testing Fees	\$1,696	\$100	\$100	\$0	0.00%

Thru: 6/30/2022

<i>Object</i>	<i>Object Name</i>	<i>FY22 YTD</i>	<i>FY22 Budget</i>	<i>FY23 Budget</i>	<i>\$ Change</i>	<i>% Change</i>
4420050	00 Misc. Fees	\$786,931	\$550,000	\$550,000	\$0	0.00%
Sum of Student Tuition & Fees		\$12,023,322	\$11,756,625	\$11,796,580	\$39,955	0.34%
Sales & Service Fees						
4504000	32 Kids & College Tuition	\$29,841	\$28,750	\$150,000	\$121,250	421.74%
4504000	50 Fitness Center Revenue	\$5,287	\$10,000	\$10,000	\$0	0.00%
Sum of Sales & Service Fees		\$35,128	\$38,750	\$160,000	\$121,250	312.90%
Facilities Revenue						
4609000	05 Misc Rental	\$18,072	\$18,966	\$18,966	\$0	0.00%
Sum of Facilities Revenue		\$18,072	\$18,966	\$18,966	\$0	0.00%
Investment Revenue						
4709000	05 Interest On Investments	(\$410)	\$10,000	\$10,000	\$0	0.00%
4709000	06 Change in Fair Value of Invest	(\$373,153)	\$411,087	\$243,218	(\$167,869)	-40.84%
4709000	07 Investment Transaction Fees	(\$18,290)	(\$21,714)	(\$20,771)	\$943	-4.34%
Sum of Investment Revenue		(\$391,853)	\$399,373	\$232,447	(\$166,926)	-41.80%
Nongovernmental Gifts						
4809000	05 Donations	\$500	\$1,000	\$1,000	\$0	0.00%
4809000	25 Foundation Contributions	\$23,445	\$10,000	\$10,000	\$0	0.00%
Sum of Nongovernmental Gifts		\$23,945	\$11,000	\$11,000	\$0	0.00%
Other Revenue						
4901002	05 Library Fines & Fees	\$14	\$300	\$150	(\$150)	-50.00%
4909000	05 Fax Document Fee Revenue	\$10	\$100	\$50	(\$50)	-50.00%
4909000	10 Coin Operated Copy Machine Rev	\$58	\$100	\$50	(\$50)	-50.00%
4909000	20 College Fair Fees	\$0	\$2,800	\$1,500	(\$1,300)	-46.43%
4909000	25 Celluar One Income	\$6,437	\$9,300	\$9,348	\$48	0.52%
4909000	30 Employee Health Insurance Cont	\$1,285,023	\$2,000,000	\$2,000,000	\$0	0.00%
4909000	35 College Health Insurance Contr	\$4,398,408	\$4,000,000	\$4,000,000	\$0	0.00%
4909000	36 College Grp Life Ins Contribut	\$24,753	\$30,000	\$25,000	(\$5,000)	-16.67%
4909000	40 Retiree Health Insurance Contr	\$6,347	\$1,000	\$1,000	\$0	0.00%
4909000	45 Cobra Health Insurance Contrib	\$332	\$5,000	\$5,000	\$0	0.00%
4909000	50 Other Misc Income	\$40,333	\$40,000	\$25,000	(\$15,000)	-37.50%
4909000	55 NSF Service Charge	\$0	\$250	\$250	\$0	0.00%
4909000	56 Surplus Sales	\$458	\$0	\$500	\$500	#Div/0!
4909000	90 SURS Pass Through Revenue	(\$51,136)	\$21,557,021	\$22,500,000	\$942,979	4.37%
Sum of Other Revenue		\$5,711,036	\$27,645,871	\$28,567,848	\$921,977	3.33%
Net Total for General		\$47,000,392	\$68,809,890	\$71,002,031	\$2,192,141	3.19%

Dept: 01-0000-101052 Department Name: Horticulture

Thru: 6/30/2022

<i>Object</i>	<i>Object Name</i>	<i>FY22 YTD</i>	<i>FY22 Budget</i>	<i>FY23 Budget</i>	<i>\$ Change</i>	<i>% Change</i>
Sales & Service Fees						
4509000	45 Greenhouse Lab Sales	\$30,690	\$3,000	\$4,000	\$1,000	33.33%
4509000	50 Floral Shop Lab Sales	\$2,500	\$0	\$0	\$0	#Num!
Sum of Sales & Service Fees		\$33,190	\$3,000	\$4,000	\$1,000	33.33%
Net Total for Horticulture		\$33,190	\$3,000	\$4,000	\$1,000	33.33%

Dept: 01-0000-102010 Department Name: Culinary

Sales & Service Fees

4509001	00 Culinary & Other Misc.	\$2,996	\$0	\$0	\$0	#Num!
Sum of Sales & Service Fees		\$2,996	\$0	\$0	\$0	#Num!
Net Total for Culinary		\$2,996	\$0	\$0	\$0	#Num!

Dept: 01-0000-102011 Department Name: Bakery

Sales & Service Fees

4509001	00 Culinary & Other Misc.	\$15	\$0	\$0	\$0	#Num!
4509001	01 Bakery Food Sales	\$9,511	\$11,000	\$0	(\$11,000)	-100.00%
Sum of Sales & Service Fees		\$9,526	\$11,000	\$0	(\$11,000)	-100.00%
Net Total for Bakery		\$9,526	\$11,000	\$0	(\$11,000)	-100.00%

Dept: 01-0000-303024 Department Name: Career Services

Other Revenue

4909000	24 Career Services Fair Fees	\$3,168	\$2,000	\$3,000	\$1,000	50.00%
Sum of Other Revenue		\$3,168	\$2,000	\$3,000	\$1,000	50.00%
Net Total for Career Services		\$3,168	\$2,000	\$3,000	\$1,000	50.00%

Dept: 01-0000-404010 Department Name: Sustainability

Other Revenue

4909000	58 Sustainability Revenue	\$1,070	\$0	\$0	\$0	#Num!
Sum of Other Revenue		\$1,070	\$0	\$0	\$0	#Num!
Net Total for Sustainability		\$1,070	\$0	\$0	\$0	#Num!

Dept: 01-1010-000000 Department Name: General

Fringe Benefits

5299900	50 State Allocated SURS	(\$27,477)	\$0	\$0	\$0	#Num!
Sum of Fringe Benefits		(\$27,477)	\$0	\$0	\$0	#Num!
Net Total for General		(\$27,477)	\$0	\$0	\$0	#Num!

Thru: 6/30/2022

<i>Object</i>	<i>Object Name</i>	<i>FY22 YTD</i>	<i>FY22 Budget</i>	<i>FY23 Budget</i>	<i>\$ Change</i>	<i>% Change</i>
---------------	--------------------	-----------------	--------------------	--------------------	------------------	-----------------

Dept: 01-1010-101010 Department Name: English

Salaries

5101001	00 FT Administrative Staff	\$0	\$0	\$0	\$0	#Num!
5103001	00 FT Teaching Faculty	\$1,011,668	\$917,085	\$1,032,233	\$115,148	12.56%
5103001	05 FT Instr Staff Summer	\$0	\$100	\$0	(\$100)	-100.00%
5103001	10 FT Stipends Fall Spring Summer	\$340	\$1,000	\$0	(\$1,000)	-100.00%
5103001	15 Instr Staff - Indep Study	\$225	\$5,000	\$0	(\$5,000)	-100.00%
5103002	05 PT Instructional Other	\$660	\$546	\$500	(\$46)	-8.42%
5103002	10 PT Instr - Indep Study	\$0	\$3,090	\$500	(\$2,590)	-83.82%
5103002	15 PT Stipends Fall Sprg Sum	\$160,421	\$284,109	\$200,000	(\$84,109)	-29.60%
5103004	10 FT Instr Staff - Overload	\$32,250	\$36,000	\$36,000	\$0	0.00%
5103004	20 Non-Instructional Overload	\$17,007	\$8,000	\$11,000	\$3,000	37.50%
Sum of Salaries		\$1,222,571	\$1,254,930	\$1,280,233	\$25,303	2.02%

Fringe Benefits

5201001	00 Employer GTL Medical Vision	\$139,029	\$154,456	\$192,068	\$37,612	24.35%
5209000	55 Surs .5% Employer Contribution	\$5,219	\$6,358	\$6,400	\$42	0.66%
Sum of Fringe Benefits		\$144,247	\$160,814	\$198,468	\$37,654	23.41%

Maintenance, Memberships, and Printing & Postage Supplies

5401001	00 Office Supplies	\$26	\$450	\$450	\$0	0.00%
5401009	05 Supplies Bookstore	\$0	\$135	\$135	\$0	0.00%
5402000	00 Printing	\$64	\$45	\$45	\$0	0.00%
Sum of Maintenance, Memberships, and		\$90	\$630	\$630	\$0	0.00%

Travel, Meeting, Professional Development, and Recruitment

5509000	15 Other Conf & Mtg Exp	\$0	\$202	\$200	(\$2)	-0.99%
Sum of Travel, Meeting, Professional D		\$0	\$202	\$200	(\$2)	-0.99%

Net Total for English **\$1,366,908** **\$1,416,576** **\$1,479,531** **\$62,955** **4.44%**

Dept: 01-1010-101012 Department Name: Journalism

Salaries

5103001	00 FT Teaching Faculty	\$109,709	\$107,993	\$111,872	\$3,879	3.59%
5103001	10 FT Stipends Fall Spring Summer	\$125	\$0	\$0	\$0	#Num!
5103001	15 Instr Staff - Indep Study	\$5,600	\$2,000	\$0	(\$2,000)	-100.00%
5103002	05 PT Instructional Other	\$0	\$112,109	\$5,000	(\$107,109)	-95.54%
5103002	15 PT Stipends Fall Sprg Sum	\$44,853	\$27,318	\$45,000	\$17,682	64.73%
5103004	10 FT Instr Staff - Overload	\$14,106	\$5,100	\$13,000	\$7,900	154.90%
Sum of Salaries		\$174,393	\$254,520	\$174,872	(\$79,648)	-31.29%

Fringe Benefits

Thru: 6/30/2022

<i>Object</i>	<i>Object Name</i>	<i>FY22 YTD</i>	<i>FY22 Budget</i>	<i>FY23 Budget</i>	<i>\$ Change</i>	<i>% Change</i>
5201001	00 Employer GTL Medical Vision	\$31,755	\$68,200	\$66,006	(\$2,194)	-3.22%
5209000	55 Surs .5% Employer Contribution	\$637	\$1,274	\$874	(\$400)	-31.40%
Sum of Fringe Benefits		\$32,392	\$69,474	\$66,880	(\$2,594)	-3.73%
Maintenance, Memberships, and Printing & Postage Supplies						
5401001	00 Office Supplies	\$0	\$72	\$72	\$0	0.00%
5401009	05 Supplies Bookstore	\$0	\$72	\$72	\$0	0.00%
5402000	00 Printing	\$5	\$50	\$50	\$0	0.00%
Sum of Maintenance, Memberships, and		\$5	\$194	\$194	\$0	0.00%
Net Total for Journalism		\$206,790	\$324,188	\$241,946	(\$82,242)	-25.37%

Dept: 01-1010-101014 Department Name: Speech

Salaries

5103001	00 FT Teaching Faculty	\$306,311	\$298,459	\$311,948	\$13,489	4.52%
5103001	05 FT Instr Staff Summer	\$0	\$100	\$0	(\$100)	-100.00%
5103001	15 Instr Staff - Indep Study	\$0	\$3,000	\$0	(\$3,000)	-100.00%
5103002	05 PT Instructional Other	\$60	\$109	\$250	\$141	129.36%
5103002	15 PT Stipends Fall Sprg Sum	\$106,732	\$142,055	\$140,000	(\$2,055)	-1.45%
5103004	10 FT Instr Staff - Overload	\$28,176	\$26,067	\$27,000	\$933	3.58%
5103004	20 Non-Instructional Overload	\$23,293	\$21,000	\$21,000	\$0	0.00%
Sum of Salaries		\$464,572	\$490,790	\$500,198	\$9,408	1.92%

Fringe Benefits

5201001	00 Employer GTL Medical Vision	\$50,144	\$28,266	\$69,998	\$41,732	147.64%
5209000	55 Surs .5% Employer Contribution	\$1,756	\$2,371	\$2,500	\$129	5.44%
Sum of Fringe Benefits		\$51,900	\$30,637	\$72,498	\$41,861	136.64%

Maintenance, Memberships, and Printing & Postage Supplies

5401001	00 Office Supplies	\$0	\$180	\$180	\$0	0.00%
5401002	35 Supplies - General	\$45	\$0	\$0	\$0	#Num!
5401009	05 Supplies Bookstore	\$0	\$90	\$90	\$0	0.00%
5402000	00 Printing	\$9	\$180	\$180	\$0	0.00%
5406000	00 Publications & Dues	\$0	\$180	\$180	\$0	0.00%
Sum of Maintenance, Memberships, and		\$54	\$630	\$630	\$0	0.00%

Travel, Meeting, Professional Development, and Recruitment

5509000	20 Forensics	\$9,827	\$3,000	\$6,000	\$3,000	100.00%
Sum of Travel, Meeting, Professional D		\$9,827	\$3,000	\$6,000	\$3,000	100.00%

Net Total for Speech \$526,353 \$525,057 \$579,326 \$54,269 10.34%

Dept: 01-1010-101016 Department Name: Art

Thru: 6/30/2022

<i>Object</i>	<i>Object Name</i>	<i>FY22 YTD</i>	<i>FY22 Budget</i>	<i>FY23 Budget</i>	<i>\$ Change</i>	<i>% Change</i>
Salaries						
5103001	00 FT Teaching Faculty	\$410,291	\$404,057	\$418,480	\$14,423	3.57%
5103001	05 FT Instr Staff Summer	\$0	\$100	\$0	(\$100)	-100.00%
5103001	15 Instr Staff - Indep Study	\$1,575	\$1,000	\$0	(\$1,000)	-100.00%
5103002	05 PT Instructional Other	\$1,140	\$109	\$1,000	\$891	817.43%
5103002	10 PT Instr - Indep Study	\$5,321	\$8,240	\$8,000	(\$240)	-2.91%
5103002	15 PT Stipends Fall Sprg Sum	\$280,366	\$185,764	\$225,000	\$39,236	21.12%
5103004	10 FT Instr Staff - Overload	\$45,585	\$28,758	\$40,000	\$11,242	39.09%
5103004	20 Non-Instructional Overload	\$18,657	\$9,500	\$13,000	\$3,500	36.84%
Sum of Salaries		\$762,934	\$637,528	\$705,480	\$67,952	10.66%
Fringe Benefits						
5201001	00 Employer GTL Medical Vision	\$46,749	\$72,127	\$71,713	(\$414)	-0.57%
5209000	55 Surs .5% Employer Contribution	\$2,324	\$3,232	\$3,527	\$295	9.13%
Sum of Fringe Benefits		\$49,073	\$75,359	\$75,240	(\$119)	-0.16%
Outsourced & Contractual Services						
5304000	10 Contract Maintenance Services	\$0	\$540	\$540	\$0	0.00%
5304000	15 Copier Lease Maintenance Serv	\$0	\$180	\$180	\$0	0.00%
5309000	20 Other Contractual Services	\$3,684	\$1,799	\$1,799	\$0	0.00%
Sum of Outsourced & Contractual Servi		\$3,684	\$2,519	\$2,519	\$0	0.00%
Maintenance, Memberships, and Printing & Postage Supplies						
5401001	00 Office Supplies	\$15,425	\$20,692	\$20,692	\$0	0.00%
5401002	00 Instructional Supplies	\$2,382	\$0	\$6,500	\$6,500	#Div/0!
5401002	50 Supplies - Pho/Art Ink	\$18,335	\$30,588	\$30,588	\$0	0.00%
5401009	05 Supplies Bookstore	\$98	\$360	\$360	\$0	0.00%
5402000	00 Printing	\$254	\$810	\$810	\$0	0.00%
5404001	00 Audio/Visual Materials	\$0	\$900	\$900	\$0	0.00%
5404002	00 Computer Software	\$324	\$0	\$200	\$200	#Div/0!
5404003	00 Postage	\$42	\$0	\$0	\$0	#Num!
5406000	00 Publications & Dues	\$0	\$135	\$135	\$0	0.00%
5408000	05 Food Purchases	\$0	\$75	\$75	\$0	0.00%
Sum of Maintenance, Memberships, and		\$36,860	\$53,560	\$60,260	\$6,700	12.51%
Travel, Meeting, Professional Development, and Recruitment						
5501000	05 Meeting Expense In-District	\$548	\$0	\$0	\$0	#Num!
Sum of Travel, Meeting, Professional D		\$548	\$0	\$0	\$0	#Num!
Fixed Charges, Rental, Property Insurance, and Debt Retirement						
5601000	00 Rental - Facilities	\$0	\$5,000	\$5,000	\$0	0.00%
Sum of Fixed Charges, Rental, Property		\$0	\$5,000	\$5,000	\$0	0.00%

Thru: 6/30/2022

<i>Object</i>	<i>Object Name</i>	<i>FY22 YTD</i>	<i>FY22 Budget</i>	<i>FY23 Budget</i>	<i>\$ Change</i>	<i>% Change</i>
Capital Outlay						
5806000	00 Equipment - Instructional	\$0	\$6,500	\$0	(\$6,500)	-100.00%
Sum of Capital Outlay		\$0	\$6,500	\$0	(\$6,500)	-100.00%
Net Total for Art		\$853,099	\$780,466	\$848,499	\$68,033	8.72%

Dept: 01-1010-101018 **Department Name: Theatre**

Salaries

5103001	00 FT Teaching Faculty	\$79,960	\$80,224	\$81,638	\$1,414	1.76%
5103001	10 FT Stipends Fall Spring Summer	\$1,500	\$0	\$0	\$0	#Num!
5103001	15 Instr Staff - Indep Study	\$150	\$0	\$0	\$0	#Num!
5103002	05 PT Instructional Other	\$0	\$109	\$0	(\$109)	-100.00%
5103002	15 PT Stipends Fall Sprg Sum	\$0	\$7,649	\$1,000	(\$6,649)	-86.93%
5103004	10 FT Instr Staff - Overload	\$591	\$7,300	\$1,000	(\$6,300)	-86.30%
5103004	20 Non-Instructional Overload	\$6,600	\$5,200	\$6,000	\$800	15.38%
Sum of Salaries		\$88,801	\$100,482	\$89,638	(\$10,844)	-10.79%

Fringe Benefits

5201001	00 Employer GTL Medical Vision	\$16,070	\$18,139	\$18,053	(\$86)	-0.47%
5209000	55 Surs .5% Employer Contribution	\$440	\$476	\$448	(\$28)	-5.88%
Sum of Fringe Benefits		\$16,509	\$18,615	\$18,501	(\$114)	-0.61%

Outsourced & Contractual Services

5302000	00 Consultants	\$10,150	\$10,796	\$10,796	\$0	0.00%
Sum of Outsourced & Contractual Servi		\$10,150	\$10,796	\$10,796	\$0	0.00%

Maintenance, Memberships, and Printing & Postage Supplies

5401001	00 Office Supplies	\$7,482	\$7,332	\$7,332	\$0	0.00%
5401009	05 Supplies Bookstore	\$0	\$45	\$45	\$0	0.00%
5402000	00 Printing	\$23	\$200	\$200	\$0	0.00%
Sum of Maintenance, Memberships, and		\$7,505	\$7,577	\$7,577	\$0	0.00%

Net Total for Theatre **\$122,965** **\$137,470** **\$126,512** **(\$10,958)** **-7.97%**

Dept: 01-1010-101020 **Department Name: Photography**

Salaries

5103001	00 FT Teaching Faculty	\$87,111	\$85,709	\$88,694	\$2,985	3.48%
5103002	05 PT Instructional Other	\$0	\$109	\$0	(\$109)	-100.00%
5103002	15 PT Stipends Fall Sprg Sum	\$0	\$27,318	\$1,000	(\$26,318)	-96.34%
Sum of Salaries		\$87,111	\$113,136	\$89,694	(\$23,442)	-20.72%

Fringe Benefits

5201001	00 Employer GTL Medical Vision	\$12,421	\$16,693	\$15,438	(\$1,255)	-7.52%
---------	--------------------------------	----------	----------	----------	-----------	--------

Thru: 6/30/2022

<i>Object</i>	<i>Object Name</i>	<i>FY22 YTD</i>	<i>FY22 Budget</i>	<i>FY23 Budget</i>	<i>\$ Change</i>	<i>% Change</i>
5209000	55 Surs .5% Employer Contribution	\$429	\$567	\$448	(\$119)	-20.99%
Sum of Fringe Benefits		\$12,851	\$17,260	\$15,886	(\$1,374)	-7.96%
Maintenance, Memberships, and Printing & Postage Supplies						
5401001	00 Office Supplies	\$8,650	\$9,626	\$9,626	\$0	0.00%
5401002	50 Supplies - Pho/Art Ink	\$11,559	\$4,948	\$4,948	\$0	0.00%
5402000	00 Printing	\$0	\$45	\$45	\$0	0.00%
5404002	00 Computer Software	\$0	\$450	\$450	\$0	0.00%
Sum of Maintenance, Memberships, and		\$20,209	\$15,069	\$15,069	\$0	0.00%
Net Total for Photography		\$120,170	\$145,465	\$120,649	(\$24,816)	-17.06%

Dept: 01-1010-101022 Department Name: Music

Salaries

5103001	00 FT Teaching Faculty	\$175,649	\$173,867	\$178,858	\$4,991	2.87%
5103001	05 FT Instr Staff Summer	\$0	\$100	\$0	(\$100)	-100.00%
5103001	10 FT Stipends Fall Spring Summer	\$100	\$0	\$0	\$0	#Num!
5103001	15 Instr Staff - Indep Study	\$4,415	\$3,500	\$0	(\$3,500)	-100.00%
5103002	05 PT Instructional Other	\$80	\$109	\$0	(\$109)	-100.00%
5103002	10 PT Instr - Indep Study	\$62,540	\$61,800	\$65,000	\$3,200	5.18%
5103002	15 PT Stipends Fall Sprg Sum	\$56,030	\$38,246	\$40,000	\$1,754	4.59%
5103004	10 FT Instr Staff - Overload	\$1,793	\$7,803	\$6,000	(\$1,803)	-23.11%
5103004	20 Non-Instructional Overload	\$10,164	\$3,400	\$4,000	\$600	17.65%
Sum of Salaries		\$310,772	\$288,825	\$293,858	\$5,033	1.74%

Fringe Benefits

5201001	00 Employer GTL Medical Vision	\$33,483	\$62,995	\$58,956	(\$4,039)	-6.41%
5209000	55 Surs .5% Employer Contribution	\$949	\$1,446	\$1,470	\$24	1.66%
Sum of Fringe Benefits		\$34,432	\$64,441	\$60,426	(\$4,015)	-6.23%

Outsourced & Contractual Services

5302000	00 Consultants	\$5,655	\$5,398	\$5,398	\$0	0.00%
5304000	10 Contract Maintenance Services	\$2,621	\$1,349	\$1,349	\$0	0.00%
5309000	20 Other Contractual Services	\$470	\$0	\$0	\$0	#Num!
Sum of Outsourced & Contractual Servi		\$8,746	\$6,747	\$6,747	\$0	0.00%

Maintenance, Memberships, and Printing & Postage Supplies

5401001	00 Office Supplies	\$50	\$4,498	\$4,498	\$0	0.00%
5401002	00 Instructional Supplies	\$3,873	\$0	\$0	\$0	#Num!
5401009	05 Supplies Bookstore	\$45	\$81	\$81	\$0	0.00%
5402000	00 Printing	\$21	\$81	\$81	\$0	0.00%
5404002	00 Computer Software	\$0	\$1,349	\$1,349	\$0	0.00%
Sum of Maintenance, Memberships, and		\$3,988	\$6,009	\$6,009	\$0	0.00%

Thru: 6/30/2022

<i>Object</i>	<i>Object Name</i>	<i>FY22 YTD</i>	<i>FY22 Budget</i>	<i>FY23 Budget</i>	<i>\$ Change</i>	<i>% Change</i>
Travel, Meeting, Professional Development, and Recruitment						
5501000	05 Meeting Expense In-District	\$0	\$194	\$277	\$83	42.78%
5509000	10 Vehicle Expense	\$0	\$582	\$582	\$0	0.00%
5509000	15 Other Conf & Mtg Exp	\$38	\$0	\$0	\$0	#Num!
Sum of Travel, Meeting, Professional D		\$38	\$776	\$859	\$83	10.70%
Fixed Charges, Rental, Property Insurance, and Debt Retirement						
5601000	00 Rental - Facilities	\$1,161	\$700	\$700	\$0	0.00%
Sum of Fixed Charges, Rental, Property		\$1,161	\$700	\$700	\$0	0.00%
Net Total for Music		\$359,137	\$367,498	\$368,599	\$1,101	0.30%

Dept: 01-1010-101024 Department Name: French

Salaries

5103002	05 PT Instructional Other	\$0	\$112	\$0	(\$112)	-100.00%
5103002	10 PT Instr - Indep Study	\$6,541	\$5,463	\$5,000	(\$463)	-8.48%
5103002	15 PT Stipends Fall Sprg Sum	\$5,108	\$21,855	\$5,000	(\$16,855)	-77.12%
Sum of Salaries		\$11,649	\$27,430	\$10,000	(\$17,430)	-63.54%

Fringe Benefits

5209000	55 Surs .5% Employer Contribution	\$0	\$137	\$50	(\$87)	-63.50%
Sum of Fringe Benefits		\$0	\$137	\$50	(\$87)	-63.50%

Maintenance, Memberships, and Printing & Postage Supplies

5401001	00 Office Supplies	\$0	\$45	\$45	\$0	0.00%
5402000	00 Printing	\$0	\$25	\$25	\$0	0.00%
Sum of Maintenance, Memberships, and		\$0	\$70	\$70	\$0	0.00%

Net Total for French \$11,649 \$27,637 \$10,120 (\$17,517) -63.38%

Dept: 01-1010-101026 Department Name: German

Salaries

5103002	05 PT Instructional Other	\$0	\$109	\$0	(\$109)	-100.00%
5103002	10 PT Instr - Indep Study	\$0	\$2,060	\$1,000	(\$1,060)	-51.46%
5103002	15 PT Stipends Fall Sprg Sum	\$5,296	\$21,855	\$8,000	(\$13,855)	-63.40%
Sum of Salaries		\$5,296	\$24,024	\$9,000	(\$15,024)	-62.54%

Fringe Benefits

5209000	55 Surs .5% Employer Contribution	\$0	\$120	\$45	(\$75)	-62.50%
Sum of Fringe Benefits		\$0	\$120	\$45	(\$75)	-62.50%

Maintenance, Memberships, and Printing & Postage Supplies

5401001	00 Office Supplies	\$0	\$45	\$45	\$0	0.00%
---------	--------------------	-----	------	------	-----	-------

Thru: 6/30/2022

<i>Object</i>	<i>Object Name</i>	<i>FY22 YTD</i>	<i>FY22 Budget</i>	<i>FY23 Budget</i>	<i>\$ Change</i>	<i>% Change</i>
	Sum of Maintenance, Memberships, and	\$0	\$45	\$45	\$0	0.00%
	Net Total for German	\$5,296	\$24,189	\$9,090	(\$15,099)	-62.42%

Dept: 01-1010-101028 Department Name: Spanish

Salaries

5103001	00 FT Teaching Faculty	\$91,869	\$88,158	\$93,595	\$5,437	6.17%
5103002	05 PT Instructional Other	\$240	\$109	\$0	(\$109)	-100.00%
5103002	10 PT Instr - Indep Study	\$7,454	\$2,575	\$5,000	\$2,425	94.17%
5103002	15 PT Stipends Fall Sprg Sum	\$58,047	\$71,027	\$70,000	(\$1,027)	-1.45%
5103004	10 FT Instr Staff - Overload	\$0	\$1,700	\$1,500	(\$200)	-11.76%
5103004	20 Non-Instructional Overload	\$2,393	\$3,100	\$3,500	\$400	12.90%
	Sum of Salaries	\$160,002	\$166,669	\$173,595	\$6,926	4.16%

Fringe Benefits

5201001	00 Employer GTL Medical Vision	\$22,198	\$26,130	\$25,994	(\$136)	-0.52%
5209000	55 Surs .5% Employer Contribution	\$464	\$818	\$869	\$51	6.23%
	Sum of Fringe Benefits	\$22,662	\$26,948	\$26,863	(\$85)	-0.32%

Maintenance, Memberships, and Printing & Postage Supplies

5401001	00 Office Supplies	\$70	\$116	\$116	\$0	0.00%
5401009	05 Supplies Bookstore	\$0	\$72	\$72	\$0	0.00%
5402000	00 Printing	\$146	\$22	\$40	\$18	81.82%
5404001	00 Audio/Visual Materials	\$0	\$72	\$72	\$0	0.00%
	Sum of Maintenance, Memberships, and	\$216	\$282	\$300	\$18	6.38%

Net Total for Spanish \$182,881 \$193,899 \$200,758 \$6,859 3.54%

Dept: 01-1010-101030 Department Name: Philosophy

Salaries

5103001	00 FT Teaching Faculty	\$252,914	\$250,759	\$254,322	\$3,563	1.42%
5103001	05 FT Instr Staff Summer	\$0	\$100	\$0	(\$100)	-100.00%
5103002	05 PT Instructional Other	\$360	\$109	\$0	(\$109)	-100.00%
5103002	10 PT Instr - Indep Study	\$2,290	\$5,463	\$2,500	(\$2,963)	-54.24%
5103002	15 PT Stipends Fall Sprg Sum	\$117,370	\$109,273	\$110,000	\$727	0.67%
5103004	10 FT Instr Staff - Overload	\$16,205	\$15,867	\$15,000	(\$867)	-5.46%
5103004	20 Non-Instructional Overload	\$8,883	\$5,000	\$7,500	\$2,500	50.00%
	Sum of Salaries	\$398,022	\$386,571	\$389,322	\$2,751	0.71%

Fringe Benefits

5201001	00 Employer GTL Medical Vision	\$47,491	\$45,941	\$68,474	\$22,533	49.05%
5209000	55 Surs .5% Employer Contribution	\$1,356	\$1,969	\$1,947	(\$22)	-1.12%

Thru: 6/30/2022

<i>Object</i>	<i>Object Name</i>	<i>FY22 YTD</i>	<i>FY22 Budget</i>	<i>FY23 Budget</i>	<i>\$ Change</i>	<i>% Change</i>
Sum of Fringe Benefits		\$48,847	\$47,910	\$70,421	\$22,511	46.99%
Maintenance, Memberships, and Printing & Postage Supplies						
5401001	00 Office Supplies	\$0	\$135	\$135	\$0	0.00%
5401009	05 Supplies Bookstore	\$50	\$135	\$135	\$0	0.00%
5402000	00 Printing	\$0	\$25	\$25	\$0	0.00%
5406000	00 Publications & Dues	\$0	\$450	\$450	\$0	0.00%
Sum of Maintenance, Memberships, and		\$50	\$745	\$745	\$0	0.00%
Net Total for Philosophy		\$446,919	\$435,226	\$460,488	\$25,262	5.80%

Dept: 01-1010-101034 Department Name: Learning Com

Maintenance, Memberships, and Printing & Postage Supplies

5401001	00 Office Supplies	\$0	\$100	\$100	\$0	0.00%
5401009	05 Supplies Bookstore	\$0	\$75	\$75	\$0	0.00%
5402000	00 Printing	\$210	\$250	\$250	\$0	0.00%
5406000	00 Publications & Dues	\$150	\$0	\$0	\$0	#Num!
5407000	00 Advertising	\$0	\$250	\$250	\$0	0.00%
Sum of Maintenance, Memberships, and		\$360	\$675	\$675	\$0	0.00%

Travel, Meeting, Professional Development, and Recruitment

5501000	05 Meeting Expense In-District	\$0	\$718	\$718	\$0	0.00%
5502000	10 Out of District Travel	\$0	\$90	\$0	(\$90)	-100.00%
5509000	15 Other Conf & Mtg Exp	\$912	\$0	\$800	\$800	#Div/0!
Sum of Travel, Meeting, Professional D		\$912	\$808	\$1,518	\$710	87.87%

Net Total for Learning Com \$1,272 \$1,483 \$2,193 \$710 47.88%

Dept: 01-1010-101036 Department Name: Humanities

Salaries

5101001	00 FT Administrative Staff	\$238,293	\$224,708	\$226,080	\$1,372	0.61%
5102001	00 FT Prof/Tech Staff	\$45,476	\$42,640	\$44,947	\$2,307	5.41%
5103002	15 PT Stipends Fall Sprg Sum	\$14,358	\$0	\$49,073	\$49,073	#Div/0!
5106002	00 PT Clerical Staff	\$18,734	\$20,633	\$21,232	\$599	2.90%
Sum of Salaries		\$316,861	\$287,981	\$341,332	\$53,351	18.53%

Fringe Benefits

5201001	00 Employer GTL Medical Vision	\$42,011	\$31,510	\$39,712	\$8,202	26.03%
5209000	55 Surs .5% Employer Contribution	\$1,369	\$1,799	\$2,533	\$734	40.80%
Sum of Fringe Benefits		\$43,380	\$33,309	\$42,245	\$8,936	26.83%

Maintenance, Memberships, and Printing & Postage Supplies

5401001	00 Office Supplies	\$739	\$2,000	\$2,000	\$0	0.00%
---------	--------------------	-------	---------	---------	-----	-------

Thru: 6/30/2022

<i>Object</i>	<i>Object Name</i>	<i>FY22 YTD</i>	<i>FY22 Budget</i>	<i>FY23 Budget</i>	<i>\$ Change</i>	<i>% Change</i>
5401009	05 Supplies Bookstore	\$0	\$45	\$45	\$0	0.00%
5402000	00 Printing	\$25	\$90	\$90	\$0	0.00%
5404002	00 Computer Software	\$0	\$1,799	\$1,799	\$0	0.00%
5406000	00 Publications & Dues	\$565	\$1,799	\$1,799	\$0	0.00%
Sum of Maintenance, Memberships, and		\$1,329	\$5,733	\$5,733	\$0	0.00%
Travel, Meeting, Professional Development, and Recruitment						
5501000	05 Meeting Expense In-District	\$424	\$202	\$424	\$222	109.90%
5502000	05 In District Travel	\$0	\$404	\$404	\$0	0.00%
5502000	10 Out of District Travel	\$823	\$2,000	\$4,000	\$2,000	100.00%
5509000	15 Other Conf & Mtg Exp	\$2,500	\$808	\$808	\$0	0.00%
Sum of Travel, Meeting, Professional D		\$3,748	\$3,414	\$5,636	\$2,222	65.08%
Fixed Charges, Rental, Property Insurance, and Debt Retirement						
5601002	00 MCC Conf Ctr Rental	\$0	\$350	\$350	\$0	0.00%
Sum of Fixed Charges, Rental, Property		\$0	\$350	\$350	\$0	0.00%
Net Total for Humanities		\$365,317	\$330,787	\$395,296	\$64,509	19.50%

Dept: 01-1010-101038 Department Name: Mathematics

Salaries

5103001	00 FT Teaching Faculty	\$1,159,631	\$1,168,581	\$1,196,635	\$28,054	2.40%
5103001	05 FT Instr Staff Summer	\$0	\$100	\$0	(\$100)	-100.00%
5103001	15 Instr Staff - Indep Study	\$0	\$5,000	\$0	(\$5,000)	-100.00%
5103002	05 PT Instructional Other	\$3,235	\$17,445	\$2,500	(\$14,945)	-85.67%
5103002	10 PT Instr - Indep Study	\$2,241	\$9,548	\$5,000	(\$4,548)	-47.63%
5103002	15 PT Stipends Fall Sprg Sum	\$174,069	\$200,000	\$200,000	\$0	0.00%
5103004	10 FT Instr Staff - Overload	\$77,810	\$26,775	\$65,000	\$38,225	142.76%
5103004	20 Non-Instructional Overload	\$1,100	\$1,800	\$1,500	(\$300)	-16.67%
Sum of Salaries		\$1,418,087	\$1,429,249	\$1,470,635	\$41,386	2.90%

Fringe Benefits

5201001	00 Employer GTL Medical Vision	\$186,346	\$298,212	\$303,012	\$4,800	1.61%
5209000	55 Surs .5% Employer Contribution	\$6,120	\$7,189	\$7,352	\$163	2.27%
Sum of Fringe Benefits		\$192,466	\$305,401	\$310,364	\$4,963	1.63%

Maintenance, Memberships, and Printing & Postage Supplies

5401001	00 Office Supplies	\$1,020	\$100	\$750	\$650	650.00%
5401002	00 Instructional Supplies	\$0	\$50	\$50	\$0	0.00%
5401009	05 Supplies Bookstore	\$66	\$0	\$0	\$0	#Num!
5404002	00 Computer Software	\$200	\$0	\$0	\$0	#Num!
5406000	00 Publications & Dues	\$0	\$360	\$360	\$0	0.00%
Sum of Maintenance, Memberships, and		\$1,286	\$510	\$1,160	\$650	127.45%

Thru: 6/30/2022

<i>Object</i>	<i>Object Name</i>	<i>FY22 YTD</i>	<i>FY22 Budget</i>	<i>FY23 Budget</i>	<i>\$ Change</i>	<i>% Change</i>
Travel, Meeting, Professional Development, and Recruitment						
5501000	05 Meeting Expense In-District	\$0	\$400	\$400	\$0	0.00%
5509000	15 Other Conf & Mtg Exp	\$0	\$80	\$450	\$370	462.50%
Sum of Travel, Meeting, Professional D		\$0	\$480	\$850	\$370	77.08%
Net Total for Mathematics		\$1,611,838	\$1,735,640	\$1,783,009	\$47,369	2.73%

Dept: 01-1010-101040 Department Name: Biology

Salaries

5102001	00 FT Prof/Tech Staff	\$37,052	\$85,633	\$50,298	(\$35,335)	-41.26%
5103001	00 FT Teaching Faculty	\$569,720	\$570,577	\$666,947	\$96,370	16.89%
5103001	05 FT Instr Staff Summer	\$0	\$100	\$0	(\$100)	-100.00%
5103001	10 FT Stipends Fall Spring Summer	\$11,000	\$10,000	\$0	(\$10,000)	-100.00%
5103002	05 PT Instructional Other	\$460	\$1,126	\$1,000	(\$126)	-11.19%
5103002	15 PT Stipends Fall Sprg Sum	\$188,083	\$185,000	\$185,000	\$0	0.00%
5103004	10 FT Instr Staff - Overload	\$123,420	\$50,256	\$110,000	\$59,744	118.88%
5103004	20 Non-Instructional Overload	\$18,107	\$13,500	\$20,000	\$6,500	48.15%
5106002	00 PT Clerical Staff	\$21,491	\$20,000	\$24,092	\$4,092	20.46%
Sum of Salaries		\$969,333	\$936,192	\$1,057,337	\$121,145	12.94%

Fringe Benefits

5201001	00 Employer GTL Medical Vision	\$128,260	\$145,588	\$229,771	\$84,183	57.82%
5209000	55 Surs .5% Employer Contribution	\$3,779	\$4,744	\$5,285	\$541	11.40%
Sum of Fringe Benefits		\$132,039	\$150,332	\$235,056	\$84,724	56.36%

Outsourced & Contractual Services

5304000	10 Contract Maintenance Services	\$3,575	\$6,000	\$6,000	\$0	0.00%
5309000	20 Other Contractual Services	\$22,614	\$0	\$16,000	\$16,000	#Div/0!
Sum of Outsourced & Contractual Servi		\$26,189	\$6,000	\$22,000	\$16,000	266.67%

Maintenance, Memberships, and Printing & Postage Supplies

5401001	00 Office Supplies	\$100	\$350	\$350	\$0	0.00%
5401002	00 Instructional Supplies	\$1,079	\$0	\$0	\$0	#Num!
5401002	35 Supplies - General	\$60,729	\$70,000	\$80,000	\$10,000	14.29%
5401009	05 Supplies Bookstore	\$804	\$300	\$300	\$0	0.00%
5402000	00 Printing	\$118	\$50	\$50	\$0	0.00%
5406000	00 Publications & Dues	\$110	\$300	\$300	\$0	0.00%
Sum of Maintenance, Memberships, and		\$62,939	\$71,000	\$81,000	\$10,000	14.08%

Travel, Meeting, Professional Development, and Recruitment

5502000	05 In District Travel	\$70	\$300	\$300	\$0	0.00%
5502000	10 Out of District Travel	\$0	\$300	\$300	\$0	0.00%

Thru: 6/30/2022

<i>Object</i>	<i>Object Name</i>	<i>FY22 YTD</i>	<i>FY22 Budget</i>	<i>FY23 Budget</i>	<i>\$ Change</i>	<i>% Change</i>
	Sum of Travel, Meeting, Professional D	\$70	\$600	\$600	\$0	0.00%
Net Total for Biology		\$1,190,570	\$1,164,124	\$1,395,993	\$231,869	19.92%

Dept: 01-1010-101042 Department Name: Chemistry

Salaries

5102002	00 PT Prof/Technical Staff	\$24,134	\$28,622	\$29,577	\$955	3.34%
5103001	00 FT Teaching Faculty	\$197,460	\$195,906	\$203,359	\$7,453	3.80%
5103001	05 FT Instr Staff Summer	\$0	\$100	\$0	(\$100)	-100.00%
5103001	10 FT Stipends Fall Spring Summer	\$0	\$2,000	\$0	(\$2,000)	-100.00%
5103002	05 PT Instructional Other	\$240	\$0	\$500	\$500	#Div/0!
5103002	15 PT Stipends Fall Sprg Sum	\$103,770	\$135,000	\$115,000	(\$20,000)	-14.81%
5103004	10 FT Instr Staff - Overload	\$24,510	\$17,212	\$25,000	\$7,788	45.25%
5103004	20 Non-Instructional Overload	\$13,157	\$9,500	\$15,000	\$5,500	57.89%
Sum of Salaries		\$363,272	\$388,340	\$388,436	\$96	0.02%

Fringe Benefits

5201001	00 Employer GTL Medical Vision	\$38,481	\$42,143	\$39,095	(\$3,048)	-7.23%
5209000	55 Surs .5% Employer Contribution	\$1,164	\$1,935	\$1,942	\$7	0.36%
Sum of Fringe Benefits		\$39,645	\$44,078	\$41,037	(\$3,041)	-6.90%

Outsourced & Contractual Services

5304000	10 Contract Maintenance Services	\$1,400	\$0	\$0	\$0	#Num!
5309000	20 Other Contractual Services	\$5,920	\$0	\$5,000	\$5,000	#Div/0!
Sum of Outsourced & Contractual Servi		\$7,320	\$0	\$5,000	\$5,000	#Div/0!

Maintenance, Memberships, and Printing & Postage Supplies

5401001	00 Office Supplies	\$39	\$0	\$0	\$0	#Num!
5401002	00 Instructional Supplies	\$256	\$250	\$250	\$0	0.00%
5401002	35 Supplies - General	\$9,390	\$14,000	\$16,000	\$2,000	14.29%
5401009	05 Supplies Bookstore	\$102	\$100	\$100	\$0	0.00%
5402000	00 Printing	\$50	\$100	\$100	\$0	0.00%
Sum of Maintenance, Memberships, and		\$9,836	\$14,450	\$16,450	\$2,000	13.84%

Travel, Meeting, Professional Development, and Recruitment

5502000	05 In District Travel	\$27	\$80	\$200	\$120	150.00%
5502000	10 Out of District Travel	\$0	\$200	\$200	\$0	0.00%
Sum of Travel, Meeting, Professional D		\$27	\$280	\$400	\$120	42.86%

Net Total for Chemistry \$420,101 \$447,148 \$451,323 \$4,175 0.93%

Dept: 01-1010-101044 Department Name: Earth Sci

Salaries

Thru: 6/30/2022

<i>Object</i>	<i>Object Name</i>	<i>FY22 YTD</i>	<i>FY22 Budget</i>	<i>FY23 Budget</i>	<i>\$ Change</i>	<i>% Change</i>
5103001	00 FT Teaching Faculty	\$348,395	\$348,713	\$355,756	\$7,043	2.02%
5103001	05 FT Instr Staff Summer	\$0	\$100	\$0	(\$100)	-100.00%
5103001	10 FT Stipends Fall Spring Summer	\$9,920	\$10,000	\$0	(\$10,000)	-100.00%
5103001	15 Instr Staff - Indep Study	\$0	\$10,000	\$0	(\$10,000)	-100.00%
5103002	10 PT Instr - Indep Study	\$0	\$1,126	\$0	(\$1,126)	-100.00%
5103002	15 PT Stipends Fall Sprg Sum	\$51,429	\$30,000	\$50,000	\$20,000	66.67%
5103004	10 FT Instr Staff - Overload	\$71,055	\$75,000	\$65,000	(\$10,000)	-13.33%
5103004	20 Non-Instructional Overload	\$18,077	\$12,500	\$20,000	\$7,500	60.00%
Sum of Salaries		\$498,876	\$487,439	\$490,756	\$3,317	0.68%

Fringe Benefits

5201001	00 Employer GTL Medical Vision	\$60,971	\$98,526	\$69,705	(\$28,821)	-29.25%
5209000	55 Surs .5% Employer Contribution	\$2,202	\$2,605	\$2,453	(\$152)	-5.83%
Sum of Fringe Benefits		\$63,173	\$101,131	\$72,158	(\$28,973)	-28.65%

Maintenance, Memberships, and Printing & Postage Supplies

5401002	35 Supplies - General	\$7,846	\$10,000	\$15,000	\$5,000	50.00%
5401009	05 Supplies Bookstore	\$186	\$180	\$200	\$20	11.11%
5402000	00 Printing	\$3	\$135	\$115	(\$20)	-14.81%
Sum of Maintenance, Memberships, and		\$8,035	\$10,315	\$15,315	\$5,000	48.47%

Net Total for Earth Sci \$570,084 \$598,885 \$578,229 (\$20,656) -3.45%

Dept: 01-1010-101046 Department Name: Physics

Salaries

5103002	10 PT Instr - Indep Study	\$0	\$729	\$1,000	\$271	37.17%
5103002	15 PT Stipends Fall Sprg Sum	\$44,977	\$25,000	\$30,000	\$5,000	20.00%
Sum of Salaries		\$44,977	\$25,729	\$31,000	\$5,271	20.49%

Fringe Benefits

5209000	55 Surs .5% Employer Contribution	\$0	\$129	\$155	\$26	20.16%
Sum of Fringe Benefits		\$0	\$129	\$155	\$26	20.16%

Maintenance, Memberships, and Printing & Postage Supplies

5401001	00 Office Supplies	\$14	\$0	\$100	\$100	#Div/0!
5401002	35 Supplies - General	\$3,511	\$8,000	\$10,000	\$2,000	25.00%
5401009	05 Supplies Bookstore	\$0	\$50	\$50	\$0	0.00%
Sum of Maintenance, Memberships, and		\$3,525	\$8,050	\$10,150	\$2,100	26.09%

Net Total for Physics \$48,502 \$33,908 \$41,305 \$7,397 21.81%

Dept: 01-1010-101050 Department Name: Engineering

Salaries

Thru: 6/30/2022

<i>Object</i>	<i>Object Name</i>	<i>FY22 YTD</i>	<i>FY22 Budget</i>	<i>FY23 Budget</i>	<i>\$ Change</i>	<i>% Change</i>
5103002	05 PT Instructional Other	\$0	\$12,000	\$0	(\$12,000)	-100.00%
5103002	15 PT Stipends Fall Sprg Sum	\$19,371	\$0	\$20,000	\$20,000	#Div/0!
5103004	20 Non-Instructional Overload	\$0	\$1,700	\$2,500	\$800	47.06%
Sum of Salaries		\$19,371	\$13,700	\$22,500	\$8,800	64.23%
Fringe Benefits						
5209000	55 Surs .5% Employer Contribution	\$0	\$60	\$112	\$52	86.67%
Sum of Fringe Benefits		\$0	\$60	\$112	\$52	86.67%
Maintenance, Memberships, and Printing & Postage Supplies						
5401001	00 Office Supplies			\$50		
5401002	35 Supplies - General			\$1,000		
5401009	05 Supplies Bookstore	\$0	\$50	\$50	\$0	0.00%
5402000	00 Printing	\$13	\$75	\$75	\$0	0.00%
Sum of Maintenance, Memberships, and		\$13	\$125	\$1,175	\$1,050	840.00%
Net Total for Engineering		\$19,383	\$13,885	\$23,787	\$9,902	71.31%

Dept: 01-1010-101052 Department Name: Horticulture

Salaries

5102001	00 FT Prof/Tech Staff			\$53,508		
5103001	00 FT Teaching Faculty	\$92,820	\$91,586	\$94,574	\$2,988	3.26%
5103001	05 FT Instr Staff Summer	\$0	\$100	\$0	(\$100)	-100.00%
5103001	15 Instr Staff - Indep Study	\$0	\$4,000	\$0	(\$4,000)	-100.00%
5103002	05 PT Instructional Other	\$400	\$109	\$0	(\$109)	-100.00%
5103002	10 PT Instr - Indep Study	\$383	\$4,125	\$2,500	(\$1,625)	-39.39%
5103002	15 PT Stipends Fall Sprg Sum	\$68,833	\$30,000	\$50,000	\$20,000	66.67%
5103004	10 FT Instr Staff - Overload	\$21,750	\$19,000	\$20,000	\$1,000	5.26%
5103004	20 Non-Instructional Overload	\$9,323	\$5,400	\$8,000	\$2,600	48.15%
5106002	20 PT Service Staff	\$59,831	\$31,935	\$32,866	\$931	2.92%
Sum of Salaries		\$253,341	\$186,255	\$261,448	\$75,193	40.37%

Fringe Benefits

5201001	00 Employer GTL Medical Vision	\$19,262	\$22,544	\$41,710	\$19,166	85.02%
5209000	55 Surs .5% Employer Contribution	\$635	\$917	\$1,307	\$390	42.53%
Sum of Fringe Benefits		\$19,897	\$23,461	\$43,017	\$19,556	83.36%

Outsourced & Contractual Services

5302000	00 Consultants	\$0	\$3,500	\$3,500	\$0	0.00%
Sum of Outsourced & Contractual Servi		\$0	\$3,500	\$3,500	\$0	0.00%

Maintenance, Memberships, and Printing & Postage Supplies

5401001	00 Office Supplies	\$54	\$270	\$275	\$5	1.85%
---------	--------------------	------	-------	-------	-----	-------

Thru: 6/30/2022

<i>Object</i>	<i>Object Name</i>	<i>FY22 YTD</i>	<i>FY22 Budget</i>	<i>FY23 Budget</i>	<i>\$ Change</i>	<i>% Change</i>
5401002	00 Instructional Supplies	\$5,063	\$7,500	\$7,500	\$0	0.00%
5401002	20 Supplies - Floral Design	\$31,604	\$29,993	\$35,000	\$5,007	16.69%
5401002	25 Supplies - Greenhouse	\$36,552	\$26,500	\$30,000	\$3,500	13.21%
5401002	35 Supplies - General	\$1,448	\$3,500	\$3,500	\$0	0.00%
5401002	40 Supplies - Plant Science	\$837	\$0	\$0	\$0	#Num!
5401002	45 Supplies - Plant Science Lab	\$300	\$1,100	\$1,100	\$0	0.00%
5401002	56 Supplies-Hort Chargebacks	(\$2,219)	\$0	\$0	\$0	#Num!
5402000	00 Printing	\$158	\$225	\$225	\$0	0.00%
5406000	00 Publications & Dues	\$264	\$0	\$0	\$0	#Num!

Sum of Maintenance, Memberships, and \$74,061 \$69,088 \$77,600 \$8,512 12.32%

Travel, Meeting, Professional Development, and Recruitment

5501000	05 Meeting Expense In-District	\$372	\$129	\$250	\$121	93.80%
5502000	05 In District Travel	\$0	\$48	\$50	\$2	4.17%
5509000	15 Other Conf & Mtg Exp	\$160	\$0	\$200	\$200	#Div/0!

Sum of Travel, Meeting, Professional D \$532 \$177 \$500 \$323 182.49%

Fixed Charges, Rental, Property Insurance, and Debt Retirement

5601002	00 MCC Conf Ctr Rental	\$0	\$60	\$75	\$15	25.00%
---------	------------------------	-----	------	------	------	--------

Sum of Fixed Charges, Rental, Property \$0 \$60 \$75 \$15 25.00%

Net Total for Horticulture \$347,831 \$282,541 \$386,140 \$103,599 36.67%

Dept: 01-1010-101054 Department Name: Math & Science

Salaries

5101001	00 FT Administrative Staff	\$94,637	\$95,000	\$143,515	\$48,515	51.07%
5102001	00 FT Prof/Tech Staff	\$37,645	\$45,710	\$0	(\$45,710)	-100.00%
5103002	15 PT Stipends Fall Sprg Sum			\$33,620		
5106002	00 PT Clerical Staff	\$0	\$16,000	\$0	(\$16,000)	-100.00%

Sum of Salaries \$132,282 \$156,710 \$177,135 \$20,425 13.03%

Fringe Benefits

5201001	00 Employer GTL Medical Vision	\$9,936	\$441	\$37,939	\$37,498	8502.95%
5209000	55 Surs .5% Employer Contribution	\$643	\$25,229	\$887	(\$24,342)	-96.48%

Sum of Fringe Benefits \$10,580 \$25,670 \$38,826 \$13,156 51.25%

Outsourced & Contractual Services

5309000	20 Other Contractual Services	\$284	\$0	\$150	\$150	#Div/0!
---------	-------------------------------	-------	-----	-------	-------	---------

Sum of Outsourced & Contractual Servi \$284 \$0 \$150 \$150 #Div/0!

Maintenance, Memberships, and Printing & Postage Supplies

5401001	00 Office Supplies	\$1,005	\$3,000	\$3,000	\$0	0.00%
5401002	35 Supplies - General	\$1,450	\$2,000	\$2,000	\$0	0.00%

Thru: 6/30/2022

<i>Object</i>	<i>Object Name</i>	<i>FY22 YTD</i>	<i>FY22 Budget</i>	<i>FY23 Budget</i>	<i>\$ Change</i>	<i>% Change</i>
5401009	05 Supplies Bookstore	\$847	\$500	\$500	\$0	0.00%
5402000	00 Printing	\$50	\$70	\$70	\$0	0.00%
5406000	00 Publications & Dues	\$0	\$100	\$100	\$0	0.00%
5408000	05 Food Purchases	\$133	\$0	\$0	\$0	#Num!
Sum of Maintenance, Memberships, and		\$3,484	\$5,670	\$5,670	\$0	0.00%
Travel, Meeting, Professional Development, and Recruitment						
5501000	05 Meeting Expense In-District	\$0	\$400	\$400	\$0	0.00%
5502000	10 Out of District Travel	\$0	\$1,300	\$1,300	\$0	0.00%
5509000	15 Other Conf & Mtg Exp	\$250	\$500	\$500	\$0	0.00%
Sum of Travel, Meeting, Professional D		\$250	\$2,200	\$2,200	\$0	0.00%
Net Total for Math & Science		\$146,880	\$190,250	\$223,981	\$33,731	17.73%

Dept: 01-1010-101056 Department Name: Psychology

Salaries

5103001	00 FT Teaching Faculty	\$420,281	\$418,749	\$428,770	\$10,021	2.39%
5103001	05 FT Instr Staff Summer	\$0	\$100	\$0	(\$100)	-100.00%
5103001	10 FT Stipends Fall Spring Summer	\$1,500	\$0	\$0	\$0	#Num!
5103001	15 Instr Staff - Indep Study	\$225	\$0	\$0	\$0	#Num!
5103002	05 PT Instructional Other	\$300	\$109	\$0	(\$109)	-100.00%
5103002	10 PT Instr - Indep Study	\$5,589	\$3,090	\$5,000	\$1,910	61.81%
5103002	15 PT Stipends Fall Sprg Sum	\$168,615	\$80,000	\$125,000	\$45,000	56.25%
5103004	10 FT Instr Staff - Overload	\$26,405	\$22,000	\$35,000	\$13,000	59.09%
5103004	20 Non-Instructional Overload	\$6,997	\$4,800	\$5,000	\$200	4.17%
Sum of Salaries		\$629,913	\$528,848	\$598,770	\$69,922	13.22%

Fringe Benefits

5201001	00 Employer GTL Medical Vision	\$55,245	\$85,543	\$61,324	(\$24,219)	-28.31%
5209000	55 Surs .5% Employer Contribution	\$2,258	\$2,687	\$2,993	\$306	11.39%
Sum of Fringe Benefits		\$57,503	\$88,230	\$64,317	(\$23,913)	-27.10%

Maintenance, Memberships, and Printing & Postage Supplies

5401001	00 Office Supplies	\$143	\$450	\$450	\$0	0.00%
5401002	00 Instructional Supplies	\$900	\$0	\$0	\$0	#Num!
5401009	05 Supplies Bookstore	\$300	\$605	\$605	\$0	0.00%
5402000	00 Printing	\$30	\$60	\$60	\$0	0.00%
5406000	00 Publications & Dues	\$0	\$250	\$250	\$0	0.00%
Sum of Maintenance, Memberships, and		\$1,373	\$1,365	\$1,365	\$0	0.00%

Net Total for Psychology \$688,789 \$618,443 \$664,452 \$46,009 7.44%

Dept: 01-1010-101058 Department Name: Sociology

Thru: 6/30/2022

<i>Object</i>	<i>Object Name</i>	<i>FY22 YTD</i>	<i>FY22 Budget</i>	<i>FY23 Budget</i>	<i>\$ Change</i>	<i>% Change</i>
Salaries						
5103001	00 FT Teaching Faculty	\$171,367	\$170,438	\$174,448	\$4,010	2.35%
5103001	05 FT Instr Staff Summer	\$0	\$100	\$0	(\$100)	-100.00%
5103002	05 PT Instructional Other	\$80	\$109	\$1,000	\$891	817.43%
5103002	10 PT Instr - Indep Study	\$2,731	\$0	\$0	\$0	#Num!
5103002	15 PT Stipends Fall Sprg Sum	\$55,666	\$32,782	\$40,804	\$8,022	24.47%
5103004	10 FT Instr Staff - Overload	\$26,235	\$18,000	\$20,000	\$2,000	11.11%
5103004	20 Non-Instructional Overload	\$6,694	\$0	\$0	\$0	#Num!
Sum of Salaries		\$262,773	\$221,429	\$236,252	\$14,823	6.69%
Fringe Benefits						
5201001	00 Employer GTL Medical Vision	\$52,070	\$53,000	\$42,624	(\$10,376)	-19.58%
5209000	55 Surs .5% Employer Contribution	\$1,129	\$1,108	\$1,177	\$69	6.23%
Sum of Fringe Benefits		\$53,199	\$54,108	\$43,801	(\$10,307)	-19.05%
Maintenance, Memberships, and Printing & Postage Supplies						
5401001	00 Office Supplies	\$31	\$25	\$25	\$0	0.00%
5401002	00 Instructional Supplies	\$0	\$50	\$50	\$0	0.00%
5401009	05 Supplies Bookstore	\$50	\$150	\$150	\$0	0.00%
5402000	00 Printing	\$64	\$25	\$25	\$0	0.00%
5409000	00 Other Materials & Supplies	\$0	\$400	\$400	\$0	0.00%
Sum of Maintenance, Memberships, and		\$145	\$650	\$650	\$0	0.00%
Travel, Meeting, Professional Development, and Recruitment						
5509000	15 Other Conf & Mtg Exp	\$0	\$150	\$150	\$0	0.00%
Sum of Travel, Meeting, Professional D		\$0	\$150	\$150	\$0	0.00%
Net Total for Sociology		\$316,117	\$276,337	\$280,853	\$4,516	1.63%

Dept: 01-1010-101060 Department Name: Economics

Salaries						
5103001	00 FT Teaching Faculty	\$114,228	\$114,605	\$116,625	\$2,020	1.76%
5103001	05 FT Instr Staff Summer	\$0	\$100	\$0	(\$100)	-100.00%
5103002	05 PT Instructional Other	\$0	\$109	\$0	(\$109)	-100.00%
5103002	15 PT Stipends Fall Sprg Sum	\$57,436	\$41,000	\$50,000	\$9,000	21.95%
5103004	10 FT Instr Staff - Overload	\$19,500	\$16,717	\$18,000	\$1,283	7.67%
Sum of Salaries		\$191,165	\$172,531	\$184,625	\$12,094	7.01%
Fringe Benefits						
5201001	00 Employer GTL Medical Vision	\$26,330	\$25,912	\$25,790	(\$122)	-0.47%
5209000	55 Surs .5% Employer Contribution	\$660	\$863	\$923	\$60	6.95%
Sum of Fringe Benefits		\$26,990	\$26,775	\$26,713	(\$62)	-0.23%

Thru: 6/30/2022

<i>Object</i>	<i>Object Name</i>	<i>FY22 YTD</i>	<i>FY22 Budget</i>	<i>FY23 Budget</i>	<i>\$ Change</i>	<i>% Change</i>
Maintenance, Memberships, and Printing & Postage Supplies						
5401001	00 Office Supplies	\$24	\$90	\$90	\$0	0.00%
5401009	05 Supplies Bookstore	\$0	\$80	\$80	\$0	0.00%
5402000	00 Printing	\$0	\$25	\$25	\$0	0.00%
5404001	00 Audio/Visual Materials	\$0	\$45	\$45	\$0	0.00%
5406000	00 Publications & Dues	\$0	\$90	\$90	\$0	0.00%
Sum of Maintenance, Memberships, and		\$24	\$330	\$330	\$0	0.00%
Travel, Meeting, Professional Development, and Recruitment						
5502000	05 In District Travel	\$0	\$32	\$32	\$0	0.00%
Sum of Travel, Meeting, Professional D		\$0	\$32	\$32	\$0	0.00%
Net Total for Economics		\$218,179	\$199,668	\$211,700	\$12,032	6.03%

Dept: 01-1010-101062 Department Name: Political Sci

Salaries

5103001	00 FT Teaching Faculty	\$75,102	\$75,522	\$76,738	\$1,216	1.61%
5103001	05 FT Instr Staff Summer	\$0	\$100	\$0	(\$100)	-100.00%
5103002	05 PT Instructional Other	\$0	\$109	\$500	\$391	358.72%
5103002	10 PT Instr - Indep Study	\$5,687	\$2,060	\$4,000	\$1,940	94.17%
5103002	15 PT Stipends Fall Sprg Sum	\$41,578	\$33,765	\$35,000	\$1,235	3.66%
5103004	10 FT Instr Staff - Overload	\$6,525	\$10,000	\$10,000	\$0	0.00%
Sum of Salaries		\$128,892	\$121,556	\$126,238	\$4,682	3.85%

Fringe Benefits

5201001	00 Employer GTL Medical Vision	\$14,087	\$15,780	\$14,597	(\$1,183)	-7.50%
5209000	55 Surs .5% Employer Contribution	\$405	\$608	\$631	\$23	3.78%
Sum of Fringe Benefits		\$14,492	\$16,388	\$15,228	(\$1,160)	-7.08%

Maintenance, Memberships, and Printing & Postage Supplies

5401001	00 Office Supplies	\$58	\$90	\$90	\$0	0.00%
5401009	05 Supplies Bookstore	\$166	\$80	\$80	\$0	0.00%
5404001	00 Audio/Visual Materials	\$0	\$40	\$40	\$0	0.00%
5406000	00 Publications & Dues	\$150	\$202	\$202	\$0	0.00%
Sum of Maintenance, Memberships, and		\$373	\$412	\$412	\$0	0.00%

Net Total for Political Sci \$143,757 \$138,356 \$141,878 \$3,522 2.55%

Dept: 01-1010-101064 Department Name: Anthropology

Salaries

5103001	00 FT Teaching Faculty	\$115,656	\$115,095	\$118,095	\$3,000	2.61%
5103001	10 FT Stipends Fall Spring Summer	\$125	\$0	\$0	\$0	#Num!

Thru: 6/30/2022

<i>Object</i>	<i>Object Name</i>	<i>FY22 YTD</i>	<i>FY22 Budget</i>	<i>FY23 Budget</i>	<i>\$ Change</i>	<i>% Change</i>
5103001	15 Instr Staff - Indep Study	\$2,250	\$0	\$0	\$0	#Num!
5103002	05 PT Instructional Other	\$0	\$109	\$0	(\$109)	-100.00%
5103002	15 PT Stipends Fall Sprg Sum	\$25,914	\$16,883	\$20,000	\$3,117	18.46%
5103004	10 FT Instr Staff - Overload	\$13,125	\$10,000	\$10,000	\$0	0.00%
5103004	20 Non-Instructional Overload	\$1,843	\$8,900	\$8,000	(\$900)	-10.11%
Sum of Salaries		\$158,913	\$150,987	\$156,095	\$5,108	3.38%
Fringe Benefits						
5201001	00 Employer GTL Medical Vision	\$18,324	\$39,136	\$36,194	(\$2,942)	-7.52%
5209000	55 Surs .5% Employer Contribution	\$659	\$710	\$780	\$70	9.86%
Sum of Fringe Benefits		\$18,983	\$39,846	\$36,974	(\$2,872)	-7.21%
Maintenance, Memberships, and Printing & Postage Supplies						
5401001	00 Office Supplies	\$0	\$25	\$25	\$0	0.00%
5401002	00 Instructional Supplies	\$0	\$400	\$400	\$0	0.00%
5401009	05 Supplies Bookstore	\$0	\$100	\$100	\$0	0.00%
5402000	00 Printing	\$0	\$25	\$25	\$0	0.00%
Sum of Maintenance, Memberships, and		\$0	\$550	\$550	\$0	0.00%
Net Total for Anthropology		\$177,895	\$191,383	\$193,619	\$2,236	1.17%

Dept: 01-1010-101066 Department Name: History

Salaries

5103001	00 FT Teaching Faculty	\$299,458	\$297,190	\$305,970	\$8,780	2.95%
5103001	05 FT Instr Staff Summer	\$0	\$100	\$0	(\$100)	-100.00%
5103001	15 Instr Staff - Indep Study	\$2,250	\$2,000	\$0	(\$2,000)	-100.00%
5103002	05 PT Instructional Other	\$240	\$109	\$500	\$391	358.72%
5103002	10 PT Instr - Indep Study	\$6,618	\$3,540	\$3,500	(\$40)	-1.13%
5103002	15 PT Stipends Fall Sprg Sum	\$35,915	\$25,000	\$30,000	\$5,000	20.00%
5103004	10 FT Instr Staff - Overload	\$48,900	\$37,000	\$40,000	\$3,000	8.11%
5103004	20 Non-Instructional Overload	\$8,443	\$6,200	\$9,000	\$2,800	45.16%
Sum of Salaries		\$401,825	\$371,139	\$388,970	\$17,831	4.80%

Fringe Benefits

5201001	00 Employer GTL Medical Vision	\$48,798	\$78,588	\$72,705	(\$5,883)	-7.49%
5209000	55 Surs .5% Employer Contribution	\$1,801	\$1,825	\$1,945	\$120	6.58%
Sum of Fringe Benefits		\$50,598	\$80,413	\$74,650	(\$5,763)	-7.17%

Maintenance, Memberships, and Printing & Postage Supplies

5401001	00 Office Supplies	\$0	\$135	\$135	\$0	0.00%
5401009	05 Supplies Bookstore	\$0	\$162	\$162	\$0	0.00%
5402000	00 Printing	\$0	\$90	\$90	\$0	0.00%
5406000	00 Publications & Dues	\$0	\$202	\$2,020	\$1,818	900.00%

Thru: 6/30/2022

<i>Object</i>	<i>Object Name</i>	<i>FY22 YTD</i>	<i>FY22 Budget</i>	<i>FY23 Budget</i>	<i>\$ Change</i>	<i>% Change</i>
	Sum of Maintenance, Memberships, and	\$0	\$589	\$2,407	\$1,818	308.66%
	Net Total for History	\$452,423	\$452,141	\$466,027	\$13,886	3.07%

Dept: 01-1010-101068 Department Name: CIS

Salaries

5103001	00 FT Teaching Faculty	\$206,097	\$259,331	\$210,220	(\$49,111)	-18.94%
5103001	05 FT Instr Staff Summer	\$0	\$100	\$0	(\$100)	-100.00%
5103001	15 Instr Staff - Indep Study	\$15,000	\$25,000	\$0	(\$25,000)	-100.00%
5103002	05 PT Instructional Other	\$160	\$0	\$250	\$250	#Div/0!
5103002	10 PT Instr - Indep Study	\$773	\$4,244	\$3,500	(\$744)	-17.53%
5103002	15 PT Stipends Fall Sprg Sum	\$51,100	\$119,171	\$50,000	(\$69,171)	-58.04%
5103004	10 FT Instr Staff - Overload	\$23,895	\$15,000	\$24,000	\$9,000	60.00%
5103004	20 Non-Instructional Overload	\$11,014	\$3,900	\$9,000	\$5,100	130.77%
	Sum of Salaries	\$308,039	\$426,746	\$296,970	(\$129,776)	-30.41%

Fringe Benefits

5201001	00 Employer GTL Medical Vision	\$54,327	\$104,084	\$77,778	(\$26,306)	-25.27%
5209000	55 Surs .5% Employer Contribution	\$1,404	\$2,114	\$1,485	(\$629)	-29.75%
	Sum of Fringe Benefits	\$55,731	\$106,198	\$79,263	(\$26,935)	-25.36%

Maintenance, Memberships, and Printing & Postage Supplies

5401002	00 Instructional Supplies	\$25,118	\$36,150	\$36,150	\$0	0.00%
5402000	00 Printing	\$0	\$500	\$500	\$0	0.00%
5404002	00 Computer Software	\$3,999	\$0	\$0	\$0	#Num!
5406000	00 Publications & Dues	\$0	\$500	\$0	(\$500)	-100.00%
	Sum of Maintenance, Memberships, and	\$29,117	\$37,150	\$36,650	(\$500)	-1.35%
	Net Total for CIS	\$392,888	\$570,094	\$412,883	(\$157,211)	-27.58%

Dept: 01-1010-101070 Department Name: Management

Salaries

5103001	15 Instr Staff - Indep Study	\$2,025	\$2,500	\$0	(\$2,500)	-100.00%
5103002	05 PT Instructional Other	\$60	\$0	\$0	\$0	#Num!
5103002	10 PT Instr - Indep Study	\$0	\$500	\$0	(\$500)	-100.00%
5103002	15 PT Stipends Fall Sprg Sum	\$38,410	\$40,000	\$40,000	\$0	0.00%
5103004	10 FT Instr Staff - Overload	\$6,450	\$10,000	\$8,000	(\$2,000)	-20.00%
	Sum of Salaries	\$46,945	\$53,000	\$48,000	(\$5,000)	-9.43%

Fringe Benefits

5201001	00 Employer GTL Medical Vision	\$2,493	\$0	\$0	\$0	#Num!
5209000	55 Surs .5% Employer Contribution	\$58	\$264	\$240	(\$24)	-9.09%

Thru: 6/30/2022

<i>Object</i>	<i>Object Name</i>	<i>FY22 YTD</i>	<i>FY22 Budget</i>	<i>FY23 Budget</i>	<i>\$ Change</i>	<i>% Change</i>
Sum of Fringe Benefits		\$2,551	\$264	\$240	(\$24)	-9.09%
Maintenance, Memberships, and Printing & Postage Supplies						
5401001	00 Office Supplies	\$254	\$788	\$800	\$12	1.52%
5401002	00 Instructional Supplies	\$4,002	\$7,152	\$7,152	\$0	0.00%
5401009	05 Supplies Bookstore	\$0	\$45	\$100	\$55	122.22%
Sum of Maintenance, Memberships, and		\$4,256	\$7,985	\$8,052	\$67	0.84%
Net Total for Management		\$53,753	\$61,249	\$56,292	(\$4,957)	-8.09%

Dept: 01-1010-101072 Department Name: AOM

Salaries

5103001	00 FT Teaching Faculty	\$62,110	\$61,955	\$63,458	\$1,503	2.43%
5103001	05 FT Instr Staff Summer	\$0	\$100	\$0	(\$100)	-100.00%
5103001	15 Instr Staff - Indep Study	\$3,450	\$3,800	\$0	(\$3,800)	-100.00%
5103002	10 PT Instr - Indep Study	\$2,302	\$7,000	\$5,000	(\$2,000)	-28.57%
5103002	15 PT Stipends Fall Sprg Sum	\$75,723	\$58,350	\$60,000	\$1,650	2.83%
5103004	10 FT Instr Staff - Overload	\$5,510	\$1,000	\$2,000	\$1,000	100.00%
5103004	20 Non-Instructional Overload	\$11,507	\$6,200	\$8,000	\$1,800	29.03%
Sum of Salaries		\$160,602	\$138,405	\$138,458	\$53	0.04%

Fringe Benefits

5201001	00 Employer GTL Medical Vision	\$538	\$54	\$45	(\$9)	-16.67%
5209000	55 Surs .5% Employer Contribution	\$410	\$684	\$692	\$8	1.17%
Sum of Fringe Benefits		\$948	\$738	\$737	(\$1)	-0.14%

Outsourced & Contractual Services

5309000	20 Other Contractual Services	\$0	\$0	\$0	\$0	#Num!
Sum of Outsourced & Contractual Servi		\$0	\$0	\$0	\$0	#Num!

Maintenance, Memberships, and Printing & Postage Supplies

5401001	00 Office Supplies	\$0	\$108	\$100	(\$8)	-7.41%
5401002	00 Instructional Supplies	\$700	\$4,480	\$4,756	\$276	6.16%
5402000	00 Printing	\$110	\$290	\$300	\$10	3.45%
5404002	00 Computer Software	\$2,160	\$3,500	\$3,500	\$0	0.00%
5407000	00 Advertising	\$0	\$270	\$275	\$5	1.85%
Sum of Maintenance, Memberships, and		\$2,970	\$8,648	\$8,931	\$283	3.27%

Travel, Meeting, Professional Development, and Recruitment

5501000	05 Meeting Expense In-District	\$0	\$162	\$175	\$13	8.02%
Sum of Travel, Meeting, Professional D		\$0	\$162	\$175	\$13	8.02%

Net Total for AOM \$164,520 \$147,953 \$148,301 \$348 0.24%

Thru: 6/30/2022

<i>Object</i>	<i>Object Name</i>	<i>FY22 YTD</i>	<i>FY22 Budget</i>	<i>FY23 Budget</i>	<i>\$ Change</i>	<i>% Change</i>
Dept: 01-1010-101074 Department Name: Mktg & Retail						
Salaries						
5103002	15 PT Stipends Fall Sprg Sum	\$28,240	\$6,180	\$20,000	\$13,820	223.62%
5103004	10 FT Instr Staff - Overload	\$3,285	\$5,000	\$5,000	\$0	0.00%
Sum of Salaries		\$31,525	\$11,180	\$25,000	\$13,820	123.61%
Fringe Benefits						
5201001	00 Employer GTL Medical Vision	\$1,159	\$0	\$0	\$0	#Num!
5209000	55 Surs .5% Employer Contribution	\$32	\$56	\$125	\$69	123.21%
Sum of Fringe Benefits		\$1,191	\$56	\$125	\$69	123.21%
Maintenance, Memberships, and Printing & Postage Supplies						
5401001	00 Office Supplies	\$108	\$200	\$200	\$0	0.00%
5401002	00 Instructional Supplies	\$3,275	\$3,840	\$3,840	\$0	0.00%
5401009	05 Supplies Bookstore	\$0	\$1,800	\$0	(\$1,800)	-100.00%
5402000	00 Printing	\$13	\$100	\$100	\$0	0.00%
5407000	00 Advertising	\$0	\$100	\$100	\$0	0.00%
Sum of Maintenance, Memberships, and		\$3,396	\$6,040	\$4,240	(\$1,800)	-29.80%
Travel, Meeting, Professional Development, and Recruitment						
5501000	05 Meeting Expense In-District	\$278	\$0	\$0	\$0	#Num!
Sum of Travel, Meeting, Professional D		\$278	\$0	\$0	\$0	#Num!
Net Total for Mktg & Retail		\$36,391	\$17,276	\$29,365	\$12,089	69.98%

Dept: 01-1010-101076 Department Name: Int'L Business

Salaries						
5103001	05 FT Instr Staff Summer	\$0	\$100	\$0	(\$100)	-100.00%
5103002	05 PT Instructional Other	\$0	\$6,135	\$0	(\$6,135)	-100.00%
Sum of Salaries		\$0	\$6,235	\$0	(\$6,235)	-100.00%
Fringe Benefits						
5209000	55 Surs .5% Employer Contribution	\$0	\$45	\$0	(\$45)	-100.00%
Sum of Fringe Benefits		\$0	\$45	\$0	(\$45)	-100.00%
Net Total for Int'L Business		\$0	\$6,280	\$0	(\$6,280)	-100.00%

Dept: 01-1010-101078 Department Name: Accounting

Salaries						
5103001	00 FT Teaching Faculty	\$205,621	\$205,212	\$209,729	\$4,517	2.20%
5103001	05 FT Instr Staff Summer	\$0	\$100	\$0	(\$100)	-100.00%
5103001	15 Instr Staff - Indep Study	\$900	\$6,000	\$0	(\$6,000)	-100.00%

Thru: 6/30/2022

<i>Object</i>	<i>Object Name</i>	<i>FY22 YTD</i>	<i>FY22 Budget</i>	<i>FY23 Budget</i>	<i>\$ Change</i>	<i>% Change</i>
5103002	05 PT Instructional Other	\$0	\$1,031	\$0	(\$1,031)	-100.00%
5103002	10 PT Instr - Indep Study	\$3,874	\$4,000	\$4,000	\$0	0.00%
5103002	15 PT Stipends Fall Sprg Sum	\$37,898	\$45,000	\$45,000	\$0	0.00%
5103004	10 FT Instr Staff - Overload	\$25,200	\$14,000	\$15,000	\$1,000	7.14%
5103004	20 Non-Instructional Overload	\$19,175	\$12,500	\$10,000	(\$2,500)	-20.00%
Sum of Salaries		\$292,668	\$287,843	\$283,729	(\$4,114)	-1.43%
Fringe Benefits						
5201001	00 Employer GTL Medical Vision	\$28,429	\$52,940	\$51,432	(\$1,508)	-2.85%
5209000	55 Surs .5% Employer Contribution	\$1,284	\$1,376	\$1,419	\$43	3.13%
Sum of Fringe Benefits		\$29,713	\$54,316	\$52,851	(\$1,465)	-2.70%
Maintenance, Memberships, and Printing & Postage Supplies						
5401001	00 Office Supplies	\$0	\$200	\$200	\$0	0.00%
5401002	00 Instructional Supplies	\$0	\$2,600	\$2,600	\$0	0.00%
5401002	35 Supplies - General	\$0	\$100	\$100	\$0	0.00%
5401009	05 Supplies Bookstore	\$1,488	\$150	\$150	\$0	0.00%
5402000	00 Printing	\$0	\$200	\$200	\$0	0.00%
5406000	00 Publications & Dues	\$275	\$900	\$900	\$0	0.00%
Sum of Maintenance, Memberships, and		\$1,763	\$4,150	\$4,150	\$0	0.00%
Travel, Meeting, Professional Development, and Recruitment						
5501000	05 Meeting Expense In-District	\$0	\$242	\$242	\$0	0.00%
Sum of Travel, Meeting, Professional D		\$0	\$242	\$242	\$0	0.00%
Net Total for Accounting		\$324,144	\$346,551	\$340,972	(\$5,579)	-1.61%

Dept: 01-1010-101080 Department Name: Business

Salaries

5103001	00 FT Teaching Faculty	\$253,458	\$251,004	\$258,487	\$7,483	2.98%
5103001	05 FT Instr Staff Summer	\$0	\$100	\$0	(\$100)	-100.00%
5103001	15 Instr Staff - Indep Study	\$0	\$0	\$0	\$0	#Num!
5103002	05 PT Instructional Other	\$60	\$0	\$0	\$0	#Num!
5103002	10 PT Instr - Indep Study	\$2,946	\$5,000	\$1,500	(\$3,500)	-70.00%
5103002	15 PT Stipends Fall Sprg Sum	\$106,857	\$106,090	\$105,000	(\$1,090)	-1.03%
5103004	10 FT Instr Staff - Overload	\$9,900	\$15,000	\$10,000	(\$5,000)	-33.33%
5103004	20 Non-Instructional Overload	\$19,757	\$14,900	\$15,000	\$100	0.67%
Sum of Salaries		\$392,978	\$392,094	\$389,987	(\$2,107)	-0.54%

Fringe Benefits

5201001	00 Employer GTL Medical Vision	\$34,894	\$58,880	\$72,661	\$13,781	23.41%
5209000	55 Surs .5% Employer Contribution	\$1,407	\$2,403	\$1,950	(\$453)	-18.85%
Sum of Fringe Benefits		\$36,301	\$61,283	\$74,611	\$13,328	21.75%

Thru: 6/30/2022

<i>Object</i>	<i>Object Name</i>	<i>FY22 YTD</i>	<i>FY22 Budget</i>	<i>FY23 Budget</i>	<i>\$ Change</i>	<i>% Change</i>
Maintenance, Memberships, and Printing & Postage Supplies						
5401001	00 Office Supplies	\$245	\$225	\$225	\$0	0.00%
5401002	00 Instructional Supplies	\$1,540	\$3,600	\$3,600	\$0	0.00%
5401009	05 Supplies Bookstore	\$0	\$350	\$350	\$0	0.00%
5402000	00 Printing	\$747	\$700	\$700	\$0	0.00%
5406000	00 Publications & Dues	\$0	\$225	\$350	\$125	55.56%
5407000	00 Advertising	\$0	\$90	\$90	\$0	0.00%
Sum of Maintenance, Memberships, and		\$2,532	\$5,190	\$5,315	\$125	2.41%
Travel, Meeting, Professional Development, and Recruitment						
5501000	05 Meeting Expense In-District	\$391	\$180	\$180	\$0	0.00%
Sum of Travel, Meeting, Professional D		\$391	\$180	\$180	\$0	0.00%
Net Total for Business		\$432,201	\$458,747	\$470,093	\$11,346	2.47%
Dept: 01-1010-101084 Department Name: Intl Studies						
Salaries						
5108000	15 Student Employees - WSI	\$0	\$500	\$0	(\$500)	-100.00%
Sum of Salaries		\$0	\$500	\$0	(\$500)	-100.00%
Maintenance, Memberships, and Printing & Postage Supplies						
5401001	00 Office Supplies	\$0	\$90	\$0	(\$90)	-100.00%
5401009	05 Supplies Bookstore	\$0	\$135	\$0	(\$135)	-100.00%
5402000	00 Printing	\$53	\$108	\$0	(\$108)	-100.00%
5406000	00 Publications & Dues	\$0	\$675	\$0	(\$675)	-100.00%
Sum of Maintenance, Memberships, and		\$53	\$1,008	\$0	(\$1,008)	-100.00%
Travel, Meeting, Professional Development, and Recruitment						
5501000	05 Meeting Expense In-District	\$0	\$2,261	\$0	(\$2,261)	-100.00%
5502000	10 Out of District Travel	\$0	\$4,845	\$0	(\$4,845)	-100.00%
5509000	15 Other Conf & Mtg Exp	\$0	\$242	\$0	(\$242)	-100.00%
Sum of Travel, Meeting, Professional D		\$0	\$7,348	\$0	(\$7,348)	-100.00%
Fixed Charges, Rental, Property Insurance, and Debt Retirement						
5601002	00 MCC Conf Ctr Rental	\$0	\$150	\$0	(\$150)	-100.00%
Sum of Fixed Charges, Rental, Property		\$0	\$150	\$0	(\$150)	-100.00%
Scholarships, Student Activities, and Waivers						
5909000	10 Tuition Refunds	\$0	\$7,000	\$0	(\$7,000)	-100.00%
Sum of Scholarships, Student Activities,		\$0	\$7,000	\$0	(\$7,000)	-100.00%
Net Total for Intl Studies		\$53	\$16,006	\$0	(\$16,006)	-100.00%

Thru: 6/30/2022

<i>Object</i>	<i>Object Name</i>	<i>FY22 YTD</i>	<i>FY22 Budget</i>	<i>FY23 Budget</i>	<i>\$ Change</i>	<i>% Change</i>
Dept: 01-1010-101086 Department Name: MCC 101						
Salaries						
5103002	05 PT Instructional Other	\$0	\$1,389	\$2,545	\$1,156	83.23%
5103002	15 PT Stipends Fall Sprg Sum	\$58,615	\$161,968	\$80,000	(\$81,968)	-50.61%
5103004	10 FT Instr Staff - Overload	\$2,200	\$5,375	\$7,500	\$2,125	39.53%
5103004	20 Non-Instructional Overload	\$4,714	\$0	\$1,500	\$1,500	#Div/0!
Sum of Salaries		\$65,529	\$168,732	\$91,545	(\$77,187)	-45.75%
Fringe Benefits						
5201001	00 Employer GTL Medical Vision	\$2,573	\$0	\$0	\$0	#Num!
5209000	55 Surs .5% Employer Contribution	\$95	\$844	\$458	(\$386)	-45.73%
Sum of Fringe Benefits		\$2,668	\$844	\$458	(\$386)	-45.73%
Outsourced & Contractual Services						
5309000	20 Other Contractual Services	\$0	\$0	\$0	\$0	#Num!
Sum of Outsourced & Contractual Servi		\$0	\$0	\$0	\$0	#Num!
Maintenance, Memberships, and Printing & Postage Supplies						
5402000	00 Printing	\$30	\$0	\$0	\$0	#Num!
Sum of Maintenance, Memberships, and		\$30	\$0	\$0	\$0	#Num!
Net Total for MCC 101		\$68,227	\$169,576	\$92,003	(\$77,573)	-45.75%

Dept: 01-1020-102010 Department Name: Culinary

Salaries						
5103001	00 FT Teaching Faculty	\$76,984	\$72,485	\$75,463	\$2,978	4.11%
5103001	10 FT Stipends Fall Spring Summer	\$500	\$0	\$0	\$0	#Num!
5103001	15 Instr Staff - Indep Study	\$1,875	\$1,500	\$0	(\$1,500)	-100.00%
5103002	05 PT Instructional Other	\$2,400	\$34,819	\$1,500	(\$33,319)	-95.69%
5103002	10 PT Instr - Indep Study	\$0	\$1,500	\$1,500	\$0	0.00%
5103002	15 PT Stipends Fall Sprg Sum	\$128,003	\$149,922	\$125,000	(\$24,922)	-16.62%
5103004	10 FT Instr Staff - Overload	\$180	\$10,000	\$5,000	(\$5,000)	-50.00%
5103004	20 Non-Instructional Overload	\$12,607	\$9,900	\$10,000	\$100	1.01%
Sum of Salaries		\$222,549	\$280,126	\$218,463	(\$61,663)	-22.01%
Fringe Benefits						
5201001	00 Employer GTL Medical Vision	\$24,806	\$36,609	\$24,617	(\$11,992)	-32.76%
5209000	55 Surs .5% Employer Contribution	\$441	\$1,178	\$1,093	(\$85)	-7.22%
Sum of Fringe Benefits		\$25,247	\$37,787	\$25,710	(\$12,077)	-31.96%
Outsourced & Contractual Services						
5304000	05 Contractual Services	\$919	\$1,000	\$1,000	\$0	0.00%

Thru: 6/30/2022

<i>Object</i>	<i>Object Name</i>	<i>FY22 YTD</i>	<i>FY22 Budget</i>	<i>FY23 Budget</i>	<i>\$ Change</i>	<i>% Change</i>
5304000	10 Contract Maintenance Services	\$847	\$10,000	\$15,000	\$5,000	50.00%
5309000	20 Other Contractual Services	\$5,480	\$0	\$0	\$0	#Num!
Sum of Outsourced & Contractual Servi		\$7,246	\$11,000	\$16,000	\$5,000	45.45%
Maintenance, Memberships, and Printing & Postage Supplies						
5401001	00 Office Supplies	\$399	\$400	\$400	\$0	0.00%
5401002	00 Instructional Supplies	\$9,795	\$14,000	\$14,000	\$0	0.00%
5401002	05 Testing Materials	\$511	\$0	\$0	\$0	#Num!
5401002	35 Supplies - General	\$476	\$0	\$0	\$0	#Num!
5401009	05 Supplies Bookstore	\$3,149	\$200	\$200	\$0	0.00%
5402000	00 Printing	\$51	\$500	\$500	\$0	0.00%
5404003	00 Postage	\$22	\$0	\$0	\$0	#Num!
5404004	00 Repair Materials & Supplies	\$308	\$0	\$0	\$0	#Num!
5406000	00 Publications & Dues	\$1,755	\$0	\$0	\$0	#Num!
5407000	00 Advertising	\$0	\$1,000	\$1,000	\$0	0.00%
5408000	05 Food Purchases	\$61,215	\$50,000	\$50,000	\$0	0.00%
5408000	15 Clothing Purchases	\$118	\$2,500	\$2,500	\$0	0.00%
5409000	00 Other Materials & Supplies	\$4,015	\$0	\$0	\$0	#Num!
Sum of Maintenance, Memberships, and		\$81,815	\$68,600	\$68,600	\$0	0.00%
Travel, Meeting, Professional Development, and Recruitment						
5501000	05 Meeting Expense In-District	\$601	\$0	\$0	\$0	#Num!
5509000	15 Other Conf & Mtg Exp	\$232	\$0	\$0	\$0	#Num!
Sum of Travel, Meeting, Professional D		\$833	\$0	\$0	\$0	#Num!
Net Total for Culinary		\$337,690	\$397,513	\$328,773	(\$68,740)	-17.29%

Dept: 01-1020-102011 Department Name: Bakery

Maintenance, Memberships, and Printing & Postage Supplies

5401002	35 Supplies - General	\$0	\$1,000	\$1,000	\$0	0.00%
5402000	00 Printing	\$0	\$75	\$75	\$0	0.00%
5408000	05 Food Purchases	\$0	\$11,000	\$11,000	\$0	0.00%
Sum of Maintenance, Memberships, and		\$0	\$12,075	\$12,075	\$0	0.00%

Scholarships, Student Activities, and Waivers

5904000	10 Fee Loss/Uncollectable	(\$1)	\$0	\$0	\$0	#Num!
Sum of Scholarships, Student Activities,		(\$1)	\$0	\$0	\$0	#Num!
Net Total for Bakery		(\$1)	\$12,075	\$12,075	\$0	0.00%

Dept: 01-1020-102014 Department Name: FAST Track

Salaries

5102001	00 FT Prof/Tech Staff	\$50,413	\$48,687	\$51,684	\$2,997	6.16%
---------	-----------------------	----------	----------	----------	---------	-------

Thru: 6/30/2022

<i>Object</i>	<i>Object Name</i>	<i>FY22 YTD</i>	<i>FY22 Budget</i>	<i>FY23 Budget</i>	<i>\$ Change</i>	<i>% Change</i>
5106001	00 FT Clerical Staff	\$53,856	\$49,334	\$0	(\$49,334)	-100.00%
Sum of Salaries		\$104,269	\$98,021	\$51,684	(\$46,337)	-47.27%
Fringe Benefits						
5201001	00 Employer GTL Medical Vision	\$32,534	\$33,332	\$32,120	(\$1,212)	-3.64%
5209000	55 Surs .5% Employer Contribution	\$523	\$733	\$258	(\$475)	-64.80%
Sum of Fringe Benefits		\$33,057	\$34,065	\$32,378	(\$1,687)	-4.95%
Maintenance, Memberships, and Printing & Postage Supplies						
5401001	00 Office Supplies	\$34	\$700	\$1,000	\$300	42.86%
5401009	05 Supplies Bookstore	\$0	\$100	\$250	\$150	150.00%
5402000	00 Printing	\$509	\$250	\$250	\$0	0.00%
Sum of Maintenance, Memberships, and		\$543	\$1,050	\$1,500	\$450	42.86%
Travel, Meeting, Professional Development, and Recruitment						
5501000	05 Meeting Expense In-District			\$2,000		
5509000	15 Other Conf & Mtg Exp			\$200		
Sum of Travel, Meeting, Professional D				\$2,200		
Net Total for FAST Track		\$137,869	\$133,136	\$87,762	(\$45,374)	-34.08%

Dept: 01-1020-102016 Department Name: CTE

Salaries

5101001	00 FT Administrative Staff	\$207,729	\$206,490	\$212,478	\$5,988	2.90%
5102001	00 FT Prof/Tech Staff	\$96,967	\$93,232	\$96,315	\$3,083	3.31%
5103002	15 PT Stipends Fall Sprg Sum	\$1,500	\$3,090	\$49,610	\$46,520	1505.50%
5103004	20 Non-Instructional Overload	\$6,600	\$5,000	\$5,000	\$0	0.00%
5106001	00 FT Clerical Staff	\$46,838	\$44,947	\$47,644	\$2,697	6.00%
Sum of Salaries		\$359,635	\$352,759	\$411,047	\$58,288	16.52%

Fringe Benefits

5201001	00 Employer GTL Medical Vision	\$52,128	\$56,975	\$54,044	(\$2,931)	-5.14%
5209000	55 Surs .5% Employer Contribution	\$1,773	\$1,736	\$2,059	\$323	18.61%
Sum of Fringe Benefits		\$53,902	\$58,711	\$56,103	(\$2,608)	-4.44%

Outsourced & Contractual Services

5302000	00 Consultants	\$2,750	\$15,000	\$0	(\$15,000)	-100.00%
Sum of Outsourced & Contractual Servi		\$2,750	\$15,000	\$0	(\$15,000)	-100.00%

Maintenance, Memberships, and Printing & Postage Supplies

5401001	00 Office Supplies	\$2,407	\$2,500	\$2,500	\$0	0.00%
5401002	00 Instructional Supplies	\$5,208	\$0	\$0	\$0	#Num!
5401002	35 Supplies - General	\$1,561	\$0	\$0	\$0	#Num!

Thru: 6/30/2022

<i>Object</i>	<i>Object Name</i>	<i>FY22 YTD</i>	<i>FY22 Budget</i>	<i>FY23 Budget</i>	<i>\$ Change</i>	<i>% Change</i>
5401009	05 Supplies Bookstore	\$575	\$150	\$150	\$0	0.00%
5402000	00 Printing	\$132	\$150	\$150	\$0	0.00%
5404002	00 Computer Software	\$548	\$2,500	\$10,000	\$7,500	300.00%
5406000	00 Publications & Dues	\$59	\$2,000	\$2,000	\$0	0.00%
5409000	00 Other Materials & Supplies	\$807	\$1,500	\$5,000	\$3,500	233.33%
Sum of Maintenance, Memberships, and		\$11,297	\$8,800	\$19,800	\$11,000	125.00%
Travel, Meeting, Professional Development, and Recruitment						
5501000	05 Meeting Expense In-District	\$5,861	\$449	\$449	\$0	0.00%
5502000	05 In District Travel	\$211	\$90	\$90	\$0	0.00%
5502000	10 Out of District Travel	\$613	\$2,000	\$2,000	\$0	0.00%
5509000	15 Other Conf & Mtg Exp	\$4,215	\$898	\$898	\$0	0.00%
Sum of Travel, Meeting, Professional D		\$10,900	\$3,437	\$3,437	\$0	0.00%
Fixed Charges, Rental, Property Insurance, and Debt Retirement						
5601002	00 MCC Conf Ctr Rental	\$0	\$500	\$500	\$0	0.00%
Sum of Fixed Charges, Rental, Property		\$0	\$500	\$500	\$0	0.00%
Capital Outlay						
5806000	00 Equipment - Instructional	\$0	\$15,000	\$25,000	\$10,000	66.67%
Sum of Capital Outlay		\$0	\$15,000	\$25,000	\$10,000	66.67%
Net Total for CTE		\$438,483	\$454,207	\$515,887	\$61,680	13.58%

Dept: 01-1020-102019 Department Name: Paralegal Studies

Salaries

5103001	00 FT Teaching Faculty	\$0	\$115,132	\$0	(\$115,132)	-100.00%
5103001	15 Instr Staff - Indep Study	\$675	\$0	\$0	\$0	#Num!
5103002	10 PT Instr - Indep Study	\$119,980	\$2,113	\$118,585	\$116,472	5512.16%
5103002	15 PT Stipends Fall Sprg Sum	\$7,431	\$10,000	\$10,000	\$0	0.00%
5103004	10 FT Instr Staff - Overload	\$220	\$0	\$0	\$0	#Num!
5103004	20 Non-Instructional Overload	\$1,100	\$0	\$0	\$0	#Num!
Sum of Salaries		\$129,406	\$127,245	\$128,585	\$1,340	1.05%

Fringe Benefits

5201001	00 Employer GTL Medical Vision	\$6,586	\$0	\$7,943	\$7,943	#Div/0!
5209000	55 Surs .5% Employer Contribution	\$541	\$361	\$643	\$282	78.12%
Sum of Fringe Benefits		\$7,128	\$361	\$8,586	\$8,225	2278.39%

Maintenance, Memberships, and Printing & Postage Supplies

5401001	00 Office Supplies	\$330	\$300	\$300	\$0	0.00%
5401009	05 Supplies Bookstore	\$230	\$180	\$180	\$0	0.00%
5402000	00 Printing	\$63	\$250	\$250	\$0	0.00%

Thru: 6/30/2022

<i>Object</i>	<i>Object Name</i>	<i>FY22 YTD</i>	<i>FY22 Budget</i>	<i>FY23 Budget</i>	<i>\$ Change</i>	<i>% Change</i>
5404002	00 Computer Software			\$8,000		
5406000	00 Publications & Dues	\$585	\$450	\$625	\$175	38.89%
5407000	00 Advertising	\$0	\$450	\$450	\$0	0.00%
Sum of Maintenance, Memberships, and		\$1,207	\$1,630	\$9,805	\$8,175	501.53%
Travel, Meeting, Professional Development, and Recruitment						
5501000	05 Meeting Expense In-District	\$181	\$81	\$81	\$0	0.00%
5509000	15 Other Conf & Mtg Exp	\$0	\$404	\$404	\$0	0.00%
Sum of Travel, Meeting, Professional D		\$181	\$485	\$485	\$0	0.00%
Net Total for Paralegal Studies		\$137,923	\$129,721	\$147,461	\$17,740	13.68%

Dept: 01-1030-102018 **Department Name: Criminal Justice**

Salaries

5103001	00 FT Teaching Faculty	\$178,979	\$178,275	\$182,288	\$4,013	2.25%
5103001	05 FT Instr Staff Summer	\$0	\$100	\$0	(\$100)	-100.00%
5103001	15 Instr Staff - Indep Study	\$450	\$675	\$0	(\$675)	-100.00%
5103002	05 PT Instructional Other	\$0	\$20,000	\$0	(\$20,000)	-100.00%
5103002	10 PT Instr - Indep Study	\$0	\$1,856	\$1,000	(\$856)	-46.12%
5103002	15 PT Stipends Fall Sprg Sum	\$5,424	\$0	\$5,000	\$5,000	#Div/0!
5103004	10 FT Instr Staff - Overload	\$3,225	\$8,233	\$4,000	(\$4,233)	-51.42%
5103004	20 Non-Instructional Overload	\$9,857	\$7,000	\$8,000	\$1,000	14.29%
Sum of Salaries		\$197,935	\$216,139	\$200,288	(\$15,851)	-7.33%

Fringe Benefits

5201001	00 Employer GTL Medical Vision	\$25,676	\$36,708	\$33,939	(\$2,769)	-7.54%
5209000	55 Surs .5% Employer Contribution	\$950	\$1,076	\$1,002	(\$74)	-6.88%
Sum of Fringe Benefits		\$26,626	\$37,784	\$34,941	(\$2,843)	-7.52%

Outsourced & Contractual Services

5309000	20 Other Contractual Services	\$1,775	\$2,159	\$2,159	\$0	0.00%
Sum of Outsourced & Contractual Servi		\$1,775	\$2,159	\$2,159	\$0	0.00%

Maintenance, Memberships, and Printing & Postage Supplies

5401001	00 Office Supplies	\$20	\$180	\$180	\$0	0.00%
5401009	05 Supplies Bookstore	\$0	\$135	\$135	\$0	0.00%
5402000	00 Printing	\$5	\$90	\$90	\$0	0.00%
Sum of Maintenance, Memberships, and		\$25	\$405	\$405	\$0	0.00%

Travel, Meeting, Professional Development, and Recruitment

5501000	05 Meeting Expense In-District	\$606	\$202	\$202	\$0	0.00%
5502000	05 In District Travel	\$0	\$40	\$40	\$0	0.00%
5509000	15 Other Conf & Mtg Exp	\$0	\$202	\$202	\$0	0.00%

Thru: 6/30/2022

<i>Object</i>	<i>Object Name</i>	<i>FY22 YTD</i>	<i>FY22 Budget</i>	<i>FY23 Budget</i>	<i>\$ Change</i>	<i>% Change</i>
	Sum of Travel, Meeting, Professional D	\$606	\$444	\$444	\$0	0.00%
	Net Total for Criminal Justice	\$226,967	\$256,931	\$238,237	(\$18,694)	-7.28%

Dept: 01-1030-102020 Department Name: Early Childhd Ed

Salaries

5103001	00 FT Teaching Faculty	\$163,755	\$162,602	\$166,607	\$4,005	2.46%
5103001	15 Instr Staff - Indep Study	\$7,425	\$0	\$0	\$0	#Num!
5103002	05 PT Instructional Other	\$0	\$10,000	\$0	(\$10,000)	-100.00%
5103002	15 PT Stipends Fall Sprg Sum	\$14,414	\$10,000	\$10,000	\$0	0.00%
5103004	10 FT Instr Staff - Overload	\$12,060	\$12,000	\$10,000	(\$2,000)	-16.67%
5103004	20 Non-Instructional Overload	\$5,363	\$3,000	\$5,000	\$2,000	66.67%
	Sum of Salaries	\$203,017	\$197,602	\$191,607	(\$5,995)	-3.03%

Fringe Benefits

5201001	00 Employer GTL Medical Vision	\$45,142	\$78,746	\$72,834	(\$5,912)	-7.51%
5209000	55 Surs .5% Employer Contribution	\$932	\$988	\$958	(\$30)	-3.04%
	Sum of Fringe Benefits	\$46,073	\$79,734	\$73,792	(\$5,942)	-7.45%

Outsourced & Contractual Services

5302000	00 Consultants	\$0	\$0	\$0	\$0	#Num!
5309000	15 Background Checks	\$0	\$900	\$900	\$0	0.00%
5309000	20 Other Contractual Services	\$4,572	\$0	\$0	\$0	#Num!
	Sum of Outsourced & Contractual Servi	\$4,572	\$900	\$900	\$0	0.00%

Maintenance, Memberships, and Printing & Postage Supplies

5401001	00 Office Supplies	\$240	\$0	\$100	\$100	#Div/0!
5401002	00 Instructional Supplies	\$1,553	\$540	\$540	\$0	0.00%
5401009	05 Supplies Bookstore	\$793	\$100	\$100	\$0	0.00%
5402000	00 Printing	\$0	\$25	\$25	\$0	0.00%
	Sum of Maintenance, Memberships, and	\$2,586	\$665	\$765	\$100	15.04%

Travel, Meeting, Professional Development, and Recruitment

5501000	05 Meeting Expense In-District	\$254	\$202	\$202	\$0	0.00%
	Sum of Travel, Meeting, Professional D	\$254	\$202	\$202	\$0	0.00%

Net Total for Early Childhd Ed \$256,502 \$279,103 \$267,266 (\$11,837) -4.24%

Dept: 01-1030-102022 Department Name: EMT

Salaries

5103002	15 PT Stipends Fall Sprg Sum	\$186	\$111	\$150	\$39	35.14%
	Sum of Salaries	\$186	\$111	\$150	\$39	35.14%

Thru: 6/30/2022

<i>Object</i>	<i>Object Name</i>	<i>FY22 YTD</i>	<i>FY22 Budget</i>	<i>FY23 Budget</i>	<i>\$ Change</i>	<i>% Change</i>
Fringe Benefits						
5209000	55 Surs .5% Employer Contribution	\$0	\$1	\$1	\$0	0.00%
Sum of Fringe Benefits		\$0	\$1	\$1	\$0	0.00%
Outsourced & Contractual Services						
5308000	00 Instructional Services	\$59,795	\$74,000	\$74,000	\$0	0.00%
5309000	20 Other Contractual Services	\$7,000	\$2,000	\$6,000	\$4,000	200.00%
Sum of Outsourced & Contractual Servi		\$66,795	\$76,000	\$80,000	\$4,000	5.26%
Maintenance, Memberships, and Printing & Postage Supplies						
5401001	00 Office Supplies	\$783	\$700	\$700	\$0	0.00%
5401009	05 Supplies Bookstore	\$150	\$180	\$180	\$0	0.00%
5402000	00 Printing	\$289	\$90	\$90	\$0	0.00%
5406000	00 Publications & Dues	\$4,105	\$2,024	\$2,024	\$0	0.00%
Sum of Maintenance, Memberships, and		\$5,326	\$2,994	\$2,994	\$0	0.00%
Travel, Meeting, Professional Development, and Recruitment						
5501000	05 Meeting Expense In-District	\$299	\$90	\$90	\$0	0.00%
Sum of Travel, Meeting, Professional D		\$299	\$90	\$90	\$0	0.00%
Net Total for EMT		\$72,605	\$79,196	\$83,235	\$4,039	5.10%

Dept: 01-1030-102024 Department Name: Fire Science

Salaries

5103001	00 FT Teaching Faculty	\$77,120	\$76,403	\$78,404	\$2,001	2.62%
5103002	05 PT Instructional Other	\$248,222	\$195,000	\$216,655	\$21,655	11.11%
5103002	10 PT Instr - Indep Study	\$6,076	\$0	\$5,000	\$5,000	#Div/0!
5103002	15 PT Stipends Fall Sprg Sum	\$67,964	\$70,000	\$80,000	\$10,000	14.29%
5103004	10 FT Instr Staff - Overload	\$0	\$1,000	\$1,000	\$0	0.00%
5103004	20 Non-Instructional Overload	\$6,632	\$4,000	\$4,000	\$0	0.00%
Sum of Salaries		\$406,014	\$346,403	\$385,059	\$38,656	11.16%

Fringe Benefits

5201001	00 Employer GTL Medical Vision	\$579	\$971	\$90	(\$881)	-90.73%
5209000	55 Surs .5% Employer Contribution	\$413	\$1,732	\$1,926	\$194	11.20%
Sum of Fringe Benefits		\$992	\$2,703	\$2,016	(\$687)	-25.42%

Outsourced & Contractual Services

5304000	10 Contract Maintenance Services	\$1,550	\$4,500	\$5,000	\$500	11.11%
5309000	15 Background Checks	\$2,583	\$3,900	\$4,000	\$100	2.56%
5309000	20 Other Contractual Services	\$0	\$500	\$500	\$0	0.00%
Sum of Outsourced & Contractual Servi		\$4,133	\$8,900	\$9,500	\$600	6.74%

Thru: 6/30/2022

<i>Object</i>	<i>Object Name</i>	<i>FY22 YTD</i>	<i>FY22 Budget</i>	<i>FY23 Budget</i>	<i>\$ Change</i>	<i>% Change</i>
Maintenance, Memberships, and Printing & Postage Supplies						
5401001	00 Office Supplies	\$335	\$500	\$500	\$0	0.00%
5401002	35 Supplies - General	\$1,822	\$2,500	\$5,000	\$2,500	100.00%
5401009	05 Supplies Bookstore	\$0	\$100	\$100	\$0	0.00%
5402000	00 Printing	\$185	\$350	\$300	(\$50)	-14.29%
5406000	00 Publications & Dues	\$0	\$2,500	\$3,000	\$500	20.00%
5408000	15 Clothing Purchases	\$770	\$500	\$800	\$300	60.00%
5409000	00 Other Materials & Supplies	\$109	\$150	\$150	\$0	0.00%
Sum of Maintenance, Memberships, and		\$3,222	\$6,600	\$9,850	\$3,250	49.24%
Travel, Meeting, Professional Development, and Recruitment						
5501000	05 Meeting Expense In-District	\$403	\$400	\$600	\$200	50.00%
5509000	10 Vehicle Expense	\$5,709	\$5,000	\$6,500	\$1,500	30.00%
Sum of Travel, Meeting, Professional D		\$6,112	\$5,400	\$7,100	\$1,700	31.48%
Fixed Charges, Rental, Property Insurance, and Debt Retirement						
5601000	00 Rental - Facilities	\$2,581	\$9,750	\$0	(\$9,750)	-100.00%
5601002	00 MCC Conf Ctr Rental	\$0	\$140	\$140	\$0	0.00%
Sum of Fixed Charges, Rental, Property		\$2,581	\$9,890	\$140	(\$9,750)	-98.58%
Scholarships, Student Activities, and Waivers						
5909000	10 Tuition Refunds	\$12,305	\$12,000	\$12,000	\$0	0.00%
Sum of Scholarships, Student Activities,		\$12,305	\$12,000	\$12,000	\$0	0.00%
Net Total for Fire Science		\$435,359	\$391,896	\$425,665	\$33,769	8.62%
Dept: 01-1030-102026 Department Name: Education						
Salaries						
5103001	05 FT Instr Staff Summer	\$0	\$100	\$0	(\$100)	-100.00%
5103002	05 PT Instructional Other	\$0	\$1,000	\$0	(\$1,000)	-100.00%
5103002	15 PT Stipends Fall Sprg Sum	\$6,164	\$0	\$5,000	\$5,000	#Div/0!
5103004	10 FT Instr Staff - Overload	\$0	\$3,000	\$0	(\$3,000)	-100.00%
5103004	20 Non-Instructional Overload	\$4,934	\$0	\$4,000	\$4,000	#Div/0!
Sum of Salaries		\$11,098	\$4,100	\$9,000	\$4,900	119.51%
Fringe Benefits						
5201001	00 Employer GTL Medical Vision	\$1,085	\$0	\$0	\$0	#Num!
5209000	55 Surs .5% Employer Contribution	\$28	\$25	\$45	\$20	80.00%
Sum of Fringe Benefits		\$1,113	\$25	\$45	\$20	80.00%
Outsourced & Contractual Services						
5309000	15 Background Checks	\$0	\$3,150	\$3,150	\$0	0.00%

Thru: 6/30/2022

<i>Object</i>	<i>Object Name</i>	<i>FY22 YTD</i>	<i>FY22 Budget</i>	<i>FY23 Budget</i>	<i>\$ Change</i>	<i>% Change</i>
Sum of Outsourced & Contractual Servi		\$0	\$3,150	\$3,150	\$0	0.00%
Maintenance, Memberships, and Printing & Postage Supplies						
5401001	00 Office Supplies	\$0	\$180	\$180	\$0	0.00%
5401009	05 Supplies Bookstore	\$107	\$90	\$90	\$0	0.00%
5402000	00 Printing	\$0	\$25	\$25	\$0	0.00%
Sum of Maintenance, Memberships, and		\$107	\$295	\$295	\$0	0.00%
Net Total for Education		\$12,318	\$7,570	\$12,490	\$4,920	64.99%

Dept: 01-1030-102030 **Department Name: Automotive**

Salaries

5103001	00 FT Teaching Faculty	\$152,337	\$148,889	\$154,847	\$5,958	4.00%
5103001	05 FT Instr Staff Summer	\$0	\$100	\$0	(\$100)	-100.00%
5103001	15 Instr Staff - Indep Study	\$2,250	\$5,000	\$0	(\$5,000)	-100.00%
5103002	05 PT Instructional Other	\$0	\$250	\$100	(\$150)	-60.00%
5103002	10 PT Instr - Indep Study	\$0	\$1,000	\$250	(\$750)	-75.00%
5103002	15 PT Stipends Fall Sprg Sum	\$16,496	\$30,000	\$30,000	\$0	0.00%
5103004	10 FT Instr Staff - Overload	\$76,400	\$35,000	\$40,000	\$5,000	14.29%
5103004	20 Non-Instructional Overload	\$16,457	\$8,700	\$10,000	\$1,300	14.94%
5106002	00 PT Clerical Staff	\$0	\$21,058	\$0	(\$21,058)	-100.00%
5106002	20 PT Service Staff	\$9,583	\$27,931	\$0	(\$27,931)	-100.00%
Sum of Salaries		\$273,523	\$277,928	\$235,197	(\$42,731)	-15.37%

Fringe Benefits

5201001	00 Employer GTL Medical Vision	\$33,894	\$62,412	\$57,726	(\$4,686)	-7.51%
5209000	55 Surs .5% Employer Contribution	\$1,244	\$1,351	\$1,176	(\$175)	-12.95%
Sum of Fringe Benefits		\$35,138	\$63,763	\$58,902	(\$4,861)	-7.62%

Outsourced & Contractual Services

5304000	10 Contract Maintenance Services	\$0	\$1,000	\$1,000	\$0	0.00%
5309000	20 Other Contractual Services	\$2,735	\$3,400	\$3,400	\$0	0.00%
Sum of Outsourced & Contractual Servi		\$2,735	\$4,400	\$4,400	\$0	0.00%

Maintenance, Memberships, and Printing & Postage Supplies

5401001	00 Office Supplies	\$119	\$0	\$0	\$0	#Num!
5401002	00 Instructional Supplies	\$16,470	\$16,000	\$16,000	\$0	0.00%
5401002	35 Supplies - General	\$2,480	\$0	\$0	\$0	#Num!
5401009	05 Supplies Bookstore	\$0	\$270	\$270	\$0	0.00%
5402000	00 Printing	\$51	\$135	\$135	\$0	0.00%
5404002	00 Computer Software	\$3,382	\$3,250	\$5,250	\$2,000	61.54%
5406000	00 Publications & Dues	\$399	\$300	\$300	\$0	0.00%
5409000	00 Other Materials & Supplies	\$1,633	\$0	\$0	\$0	#Num!

Thru: 6/30/2022

<i>Object</i>	<i>Object Name</i>	<i>FY22 YTD</i>	<i>FY22 Budget</i>	<i>FY23 Budget</i>	<i>\$ Change</i>	<i>% Change</i>
Sum of Maintenance, Memberships, and		\$24,535	\$19,955	\$21,955	\$2,000	10.02%
Travel, Meeting, Professional Development, and Recruitment						
5501000	05 Meeting Expense In-District	\$273	\$359	\$359	\$0	0.00%
5502000	05 In District Travel	\$0	\$36	\$36	\$0	0.00%
5509000	15 Other Conf & Mtg Exp	\$0	\$50	\$50	\$0	0.00%
Sum of Travel, Meeting, Professional D		\$273	\$445	\$445	\$0	0.00%
Capital Outlay						
5809000	00 Other Capital Outlay			\$227,075		
Sum of Capital Outlay				\$227,075		
Net Total for Automotive		\$336,204	\$366,491	\$547,974	\$181,483	49.52%
Dept: 01-1030-102034 Department Name: Digital Media						
Salaries						
5103001	00 FT Teaching Faculty	\$196,106	\$243,907	\$199,929	(\$43,978)	-18.03%
5103001	15 Instr Staff - Indep Study	\$675	\$600	\$0	(\$600)	-100.00%
5103002	05 PT Instructional Other	\$400	\$0	\$500	\$500	#Div/0!
5103002	10 PT Instr - Indep Study	\$19,379	\$34,000	\$25,000	(\$9,000)	-26.47%
5103002	15 PT Stipends Fall Sprg Sum	\$105,952	\$155,000	\$155,000	\$0	0.00%
5103004	10 FT Instr Staff - Overload	\$15,450	\$15,000	\$15,000	\$0	0.00%
5103004	20 Non-Instructional Overload	\$10,586	\$7,500	\$8,000	\$500	6.67%
Sum of Salaries		\$348,548	\$456,007	\$403,429	(\$52,578)	-11.53%
Fringe Benefits						
5201001	00 Employer GTL Medical Vision	\$16,901	\$67,930	\$16,994	(\$50,936)	-74.98%
5209000	55 Surs .5% Employer Contribution	\$1,092	\$2,243	\$2,017	(\$226)	-10.08%
Sum of Fringe Benefits		\$17,993	\$70,173	\$19,011	(\$51,162)	-72.91%
Outsourced & Contractual Services						
5309000	20 Other Contractual Services	\$10,695	\$4,700	\$4,700	\$0	0.00%
Sum of Outsourced & Contractual Servi		\$10,695	\$4,700	\$4,700	\$0	0.00%
Maintenance, Memberships, and Printing & Postage Supplies						
5401001	00 Office Supplies	\$25	\$800	\$800	\$0	0.00%
5401002	00 Instructional Supplies	\$1,433	\$5,800	\$5,800	\$0	0.00%
5401009	05 Supplies Bookstore	\$0	\$200	\$200	\$0	0.00%
5404002	00 Computer Software	\$1,448	\$300	\$300	\$0	0.00%
Sum of Maintenance, Memberships, and		\$2,906	\$7,100	\$7,100	\$0	0.00%
Net Total for Digital Media		\$380,141	\$537,980	\$434,240	(\$103,740)	-19.28%

Thru: 6/30/2022

<i>Object</i>	<i>Object Name</i>	<i>FY22 YTD</i>	<i>FY22 Budget</i>	<i>FY23 Budget</i>	<i>\$ Change</i>	<i>% Change</i>
---------------	--------------------	-----------------	--------------------	--------------------	------------------	-----------------

Dept: 01-1030-102036 Department Name: Mechanical Tech.

Salaries

5102001	00 FT Prof/Tech Staff	\$76,021	\$75,178	\$78,798	\$3,620	4.82%
5103001	00 FT Teaching Faculty	\$130,984	\$130,277	\$133,678	\$3,401	2.61%
5103001	05 FT Instr Staff Summer	\$0	\$100	\$0	(\$100)	-100.00%
5103001	15 Instr Staff - Indep Study	\$0	\$250	\$0	(\$250)	-100.00%
5103002	05 PT Instructional Other	\$0	\$300	\$250	(\$50)	-16.67%
5103002	10 PT Instr - Indep Study	\$0	\$7,426	\$4,000	(\$3,426)	-46.14%
5103002	15 PT Stipends Fall Sprg Sum	\$43,453	\$60,000	\$50,000	(\$10,000)	-16.67%
5103004	10 FT Instr Staff - Overload	\$7,745	\$0	\$5,000	\$5,000	#Div/0!
5103004	20 Non-Instructional Overload	\$9,879	\$7,200	\$5,000	(\$2,200)	-30.56%
Sum of Salaries		\$268,082	\$280,731	\$276,726	(\$4,005)	-1.43%

Fringe Benefits

5201001	00 Employer GTL Medical Vision	\$46,876	\$28,507	\$50,682	\$22,175	77.79%
5209000	55 Surs .5% Employer Contribution	\$1,141	\$1,365	\$1,383	\$18	1.32%
Sum of Fringe Benefits		\$48,017	\$29,872	\$52,065	\$22,193	74.29%

Outsourced & Contractual Services

5304000	10 Contract Maintenance Services	\$0	\$3,200	\$0	(\$3,200)	-100.00%
Sum of Outsourced & Contractual Servi		\$0	\$3,200	\$0	(\$3,200)	-100.00%

Maintenance, Memberships, and Printing & Postage Supplies

5401001	00 Office Supplies	\$0	\$1,500	\$1,500	\$0	0.00%
5401009	05 Supplies Bookstore	\$0	\$100	\$100	\$0	0.00%
5402000	00 Printing	\$2	\$0	\$0	\$0	#Num!
5404002	00 Computer Software	\$4,801	\$3,500	\$3,500	\$0	0.00%
5406000	00 Publications & Dues	\$811	\$700	\$700	\$0	0.00%
Sum of Maintenance, Memberships, and		\$5,614	\$5,800	\$5,800	\$0	0.00%

Net Total for Mechanical Tech. \$321,712 \$319,603 \$334,591 \$14,988 4.69%

Dept: 01-1030-102040 Department Name: Manufacturing Mgt

Salaries

5103001	00 FT Teaching Faculty	\$133,154	\$155,994	\$175,036	\$19,042	12.21%
5103001	15 Instr Staff - Indep Study	\$0	\$3,000	\$0	(\$3,000)	-100.00%
5103002	10 PT Instr - Indep Study	\$0	\$9,548	\$300	(\$9,248)	-96.86%
5103002	15 PT Stipends Fall Sprg Sum	\$66,667	\$50,000	\$70,000	\$20,000	40.00%
5103004	10 FT Instr Staff - Overload	\$9,750	\$9,000	\$9,000	\$0	0.00%
5103004	20 Non-Instructional Overload	\$9,879	\$4,000	\$4,000	\$0	0.00%
Sum of Salaries		\$219,449	\$231,542	\$258,336	\$26,794	11.57%

Thru: 6/30/2022

<i>Object</i>	<i>Object Name</i>	<i>FY22 YTD</i>	<i>FY22 Budget</i>	<i>FY23 Budget</i>	<i>\$ Change</i>	<i>% Change</i>
Fringe Benefits						
5201001	00 Employer GTL Medical Vision	\$11,294	\$33,032	\$7,589	(\$25,443)	-77.03%
5209000	55 Surs .5% Employer Contribution	\$786	\$1,413	\$1,292	(\$121)	-8.56%
Sum of Fringe Benefits		\$12,080	\$34,445	\$8,881	(\$25,564)	-74.22%
Outsourced & Contractual Services						
5309000	20 Other Contractual Services	\$280	\$0	\$0	\$0	#Num!
Sum of Outsourced & Contractual Servi		\$280	\$0	\$0	\$0	#Num!
Maintenance, Memberships, and Printing & Postage Supplies						
5401001	00 Office Supplies	\$0	\$450	\$450	\$0	0.00%
5401002	00 Instructional Supplies	\$872	\$8,000	\$8,000	\$0	0.00%
5401002	35 Supplies - General	\$1,670	\$0	\$0	\$0	#Num!
5401009	05 Supplies Bookstore	\$204	\$250	\$250	\$0	0.00%
5402000	00 Printing	\$147	\$0	\$0	\$0	#Num!
5404002	00 Computer Software	\$4,255	\$12,000	\$12,000	\$0	0.00%
5406000	00 Publications & Dues	\$0	\$100	\$100	\$0	0.00%
Sum of Maintenance, Memberships, and		\$7,148	\$20,800	\$20,800	\$0	0.00%
Travel, Meeting, Professional Development, and Recruitment						
5501000	05 Meeting Expense In-District	\$252	\$80	\$80	\$0	0.00%
Sum of Travel, Meeting, Professional D		\$252	\$80	\$80	\$0	0.00%
Net Total for Manufacturing Mgt		\$239,209	\$286,867	\$288,097	\$1,230	0.43%

Dept: 01-1030-102042 Department Name: Constr Mgmt Tech

Salaries

5103001	15 Instr Staff - Indep Study	\$1,575	\$2,000	\$0	(\$2,000)	-100.00%
5103002	05 PT Instructional Other	\$0	\$1,000	\$0	(\$1,000)	-100.00%
5103002	10 PT Instr - Indep Study	\$0	\$250	\$0	(\$250)	-100.00%
5103002	15 PT Stipends Fall Sprg Sum	\$0	\$15,000	\$5,000	(\$10,000)	-66.67%
5103004	10 FT Instr Staff - Overload	\$5,500	\$400	\$5,000	\$4,600	1150.00%
Sum of Salaries		\$7,075	\$18,650	\$10,000	(\$8,650)	-46.38%

Fringe Benefits

5201001	00 Employer GTL Medical Vision	\$1,268	\$0	\$0	\$0	#Num!
5209000	55 Surs .5% Employer Contribution	\$35	\$93	\$50	(\$43)	-46.24%
Sum of Fringe Benefits		\$1,303	\$93	\$50	(\$43)	-46.24%

Maintenance, Memberships, and Printing & Postage Supplies

5401001	00 Office Supplies	\$0	\$500	\$500	\$0	0.00%
5401002	00 Instructional Supplies	\$750	\$900	\$900	\$0	0.00%
5404002	00 Computer Software	\$150	\$0	\$0	\$0	#Num!

Thru: 6/30/2022

<i>Object</i>	<i>Object Name</i>	<i>FY22 YTD</i>	<i>FY22 Budget</i>	<i>FY23 Budget</i>	<i>\$ Change</i>	<i>% Change</i>
Sum of Maintenance, Memberships, and		\$900	\$1,400	\$1,400	\$0	0.00%
Travel, Meeting, Professional Development, and Recruitment						
5501000	05 Meeting Expense In-District	\$399	\$0	\$0	\$0	#Num!
Sum of Travel, Meeting, Professional D		\$399	\$0	\$0	\$0	#Num!
Net Total for Constr Mgmt Tech		\$9,677	\$20,143	\$11,450	(\$8,693)	-43.16%

Dept: 01-1030-102044 Department Name: College & Career Readiness

Salaries

5101001	00 FT Administrative Staff	\$108,379	\$98,107	\$100,952	\$2,845	2.90%
5102001	00 FT Prof/Tech Staff	\$75,165	\$115,815	\$102,803	(\$13,012)	-11.24%
5103001	10 FT Stipends Fall Spring Summer	\$18,405	\$23,500	\$39,000	\$15,500	65.96%
5103002	15 PT Stipends Fall Sprg Sum	\$10,845	\$6,000	\$15,000	\$9,000	150.00%
Sum of Salaries		\$212,793	\$243,422	\$257,755	\$14,333	5.89%

Fringe Benefits

5201001	00 Employer GTL Medical Vision	\$46,529	\$46,055	\$41,801	(\$4,254)	-9.24%
5209000	55 Surs .5% Employer Contribution	\$951	\$1,216	\$1,049	(\$167)	-13.73%
Sum of Fringe Benefits		\$47,480	\$47,271	\$42,850	(\$4,421)	-9.35%

Outsourced & Contractual Services

5309000	20 Other Contractual Services	\$0	\$2,000	\$0	(\$2,000)	-100.00%
Sum of Outsourced & Contractual Servi		\$0	\$2,000	\$0	(\$2,000)	-100.00%

Maintenance, Memberships, and Printing & Postage Supplies

5401001	00 Office Supplies	\$17	\$300	\$300	\$0	0.00%
5401009	05 Supplies Bookstore	\$92	\$50	\$50	\$0	0.00%
5402000	00 Printing	\$340	\$200	\$300	\$100	50.00%
5406000	00 Publications & Dues	\$740	\$200	\$700	\$500	250.00%
5408000	05 Food Purchases	\$2,113	\$500	\$500	\$0	0.00%
Sum of Maintenance, Memberships, and		\$3,303	\$1,250	\$1,850	\$600	48.00%

Travel, Meeting, Professional Development, and Recruitment

5501000	05 Meeting Expense In-District	\$0	\$72	\$50	(\$22)	-30.56%
5502000	05 In District Travel	\$234	\$150	\$300	\$150	100.00%
5509000	15 Other Conf & Mtg Exp	\$45	\$200	\$1,800	\$1,600	800.00%
Sum of Travel, Meeting, Professional D		\$279	\$422	\$2,150	\$1,728	409.48%

Net Total for College & Career Readin \$263,855 \$294,365 \$304,605 \$10,240 3.48%

Dept: 01-1030-102050 Department Name: Welding Credit Program

Salaries

Thru: 6/30/2022

<i>Object</i>	<i>Object Name</i>	<i>FY22 YTD</i>	<i>FY22 Budget</i>	<i>FY23 Budget</i>	<i>\$ Change</i>	<i>% Change</i>
5103001	00 FT Teaching Faculty	\$105,189	\$0	\$107,315	\$107,315	#Div/0!
5103002	05 PT Instructional Other	\$480	\$113,189	\$10,000	(\$103,189)	-91.17%
5103002	15 PT Stipends Fall Sprg Sum	\$40,124	\$0	\$50,000	\$50,000	#Div/0!
5103004	10 FT Instr Staff - Overload	\$5,660	\$0	\$2,000	\$2,000	#Div/0!
Sum of Salaries		\$151,453	\$113,189	\$169,315	\$56,126	49.59%
Fringe Benefits						
5201001	00 Employer GTL Medical Vision	\$6,582	\$0	\$15,728	\$15,728	#Div/0!
5209000	55 Surs .5% Employer Contribution	\$509	\$345	\$847	\$502	145.51%
Sum of Fringe Benefits		\$7,091	\$345	\$16,575	\$16,230	4704.35%
Outsourced & Contractual Services						
5304000	10 Contract Maintenance Services	\$0	\$5,000	\$0	(\$5,000)	-100.00%
5309000	20 Other Contractual Services	\$13,440	\$9,600	\$0	(\$9,600)	-100.00%
Sum of Outsourced & Contractual Servi		\$13,440	\$14,600	\$0	(\$14,600)	-100.00%
Maintenance, Memberships, and Printing & Postage Supplies						
5401002	00 Instructional Supplies	\$23,651	\$20,000	\$40,000	\$20,000	100.00%
5401002	35 Supplies - General	\$8,776	\$1,000	\$1,500	\$500	50.00%
5402000	00 Printing	\$0	\$0	\$0	\$0	#Num!
5404004	00 Repair Materials & Supplies	\$231	\$0	\$1,000	\$1,000	#Div/0!
Sum of Maintenance, Memberships, and		\$32,658	\$21,000	\$42,500	\$21,500	102.38%
Travel, Meeting, Professional Development, and Recruitment						
5502000	05 In District Travel	\$847	\$1,000	\$500	(\$500)	-50.00%
Sum of Travel, Meeting, Professional D		\$847	\$1,000	\$500	(\$500)	-50.00%
Fixed Charges, Rental, Property Insurance, and Debt Retirement						
5601000	00 Rental - Facilities	\$31,169	\$30,000	\$30,000	\$0	0.00%
Sum of Fixed Charges, Rental, Property		\$31,169	\$30,000	\$30,000	\$0	0.00%
Utilities						
5709000	00 Utilities - General	\$5,239	\$4,000	\$4,000	\$0	0.00%
Sum of Utilities		\$5,239	\$4,000	\$4,000	\$0	0.00%
Net Total for Welding Credit Program		\$241,896	\$184,134	\$262,890	\$78,756	42.77%

Dept: 01-1030-103015 Department Name: Health Information Technology

Salaries

5103001	00 FT Teaching Faculty	\$89,892	\$88,158	\$91,634	\$3,476	3.94%
5103001	15 Instr Staff - Indep Study	\$2,400	\$0	\$0	\$0	#Num!
5103002	10 PT Instr - Indep Study	\$1,638	\$0	\$500	\$500	#Div/0!
5103002	15 PT Stipends Fall Sprg Sum	\$8,337	\$0	\$10,000	\$10,000	#Div/0!

Thru: 6/30/2022

<i>Object</i>	<i>Object Name</i>	<i>FY22 YTD</i>	<i>FY22 Budget</i>	<i>FY23 Budget</i>	<i>\$ Change</i>	<i>% Change</i>
5103004	10 FT Instr Staff - Overload	\$12,000	\$11,000	\$11,000	\$0	0.00%
Sum of Salaries		\$114,267	\$99,158	\$113,134	\$13,976	14.09%
Fringe Benefits						
5201001	00 Employer GTL Medical Vision	\$7,290	\$8,592	\$7,943	(\$649)	-7.55%
5209000	55 Surs .5% Employer Contribution	\$515	\$496	\$565	\$69	13.91%
Sum of Fringe Benefits		\$7,805	\$9,088	\$8,508	(\$580)	-6.38%
Outsourced & Contractual Services						
5309000	15 Background Checks	\$460	\$1,080	\$800	(\$280)	-25.93%
5309000	20 Other Contractual Services	\$150	\$0	\$0	\$0	#Num!
Sum of Outsourced & Contractual Servi		\$610	\$1,080	\$800	(\$280)	-25.93%
Maintenance, Memberships, and Printing & Postage Supplies						
5401001	00 Office Supplies	\$132	\$225	\$200	(\$25)	-11.11%
5402000	00 Printing	\$47	\$100	\$100	\$0	0.00%
5404002	00 Computer Software	\$0	\$500	\$0	(\$500)	-100.00%
5406000	00 Publications & Dues	\$4,789	\$5,500	\$6,500	\$1,000	18.18%
5407000	00 Advertising	\$0	\$180	\$180	\$0	0.00%
Sum of Maintenance, Memberships, and		\$4,967	\$6,505	\$6,980	\$475	7.30%
Travel, Meeting, Professional Development, and Recruitment						
5501000	05 Meeting Expense In-District	\$0	\$180	\$180	\$0	0.00%
5502000	10 Out of District Travel	\$798	\$0	\$0	\$0	#Num!
5509000	15 Other Conf & Mtg Exp	\$475	\$0	\$0	\$0	#Num!
Sum of Travel, Meeting, Professional D		\$1,273	\$180	\$180	\$0	0.00%
Net Total for Health Information Tech		\$128,923	\$116,011	\$129,602	\$13,591	11.72%

Dept: 01-1040-103010 Department Name: Nursing Program

Salaries

5101001	00 FT Administrative Staff	\$174,114	\$188,960	\$194,235	\$5,275	2.79%
5103001	00 FT Teaching Faculty	\$304,625	\$340,876	\$426,347	\$85,471	25.07%
5103001	05 FT Instr Staff Summer	\$0	\$100	\$0	(\$100)	-100.00%
5103001	10 FT Stipends Fall Spring Summer	\$3,010	\$0	\$0	\$0	#Num!
5103002	15 PT Stipends Fall Sprg Sum	\$82,235	\$128,822	\$80,000	(\$48,822)	-37.90%
5103004	10 FT Instr Staff - Overload	\$45,820	\$35,000	\$35,000	\$0	0.00%
Sum of Salaries		\$609,804	\$693,758	\$735,582	\$41,824	6.03%

Fringe Benefits

5201001	00 Employer GTL Medical Vision	\$43,135	\$50,857	\$90,681	\$39,824	78.31%
5209000	55 Surs .5% Employer Contribution	\$2,575	\$3,482	\$3,679	\$197	5.66%
Sum of Fringe Benefits		\$45,710	\$54,339	\$94,360	\$40,021	73.65%

Thru: 6/30/2022

<i>Object</i>	<i>Object Name</i>	<i>FY22 YTD</i>	<i>FY22 Budget</i>	<i>FY23 Budget</i>	<i>\$ Change</i>	<i>% Change</i>
Outsourced & Contractual Services						
5309000	15 Background Checks	\$2,312	\$4,416	\$4,416	\$0	0.00%
5309000	20 Other Contractual Services	\$2,921	\$7,045	\$7,045	\$0	0.00%
Sum of Outsourced & Contractual Servi		\$5,233	\$11,461	\$11,461	\$0	0.00%
Maintenance, Memberships, and Printing & Postage Supplies						
5401001	00 Office Supplies	\$599	\$900	\$900	\$0	0.00%
5401002	35 Supplies - General	\$17,552	\$19,000	\$19,000	\$0	0.00%
5401009	05 Supplies Bookstore	\$217	\$180	\$180	\$0	0.00%
5402000	00 Printing	\$328	\$270	\$270	\$0	0.00%
5406000	00 Publications & Dues	\$5,386	\$11,000	\$11,000	\$0	0.00%
Sum of Maintenance, Memberships, and		\$24,082	\$31,350	\$31,350	\$0	0.00%
Travel, Meeting, Professional Development, and Recruitment						
5501000	05 Meeting Expense In-District	\$181	\$242	\$242	\$0	0.00%
5502000	10 Out of District Travel	\$0	\$323	\$300	(\$23)	-7.12%
Sum of Travel, Meeting, Professional D		\$181	\$565	\$542	(\$23)	-4.07%
Net Total for Nursing Program		\$685,010	\$791,473	\$873,295	\$81,822	10.34%

Dept: 01-1040-103020 Department Name: Occ. Therapy

Salaries

5101001	00 FT Administrative Staff	\$105,517	\$104,113	\$108,573	\$4,460	4.28%
5103001	00 FT Teaching Faculty	\$81,347	\$79,342	\$82,814	\$3,472	4.38%
5103002	15 PT Stipends Fall Sprg Sum	\$15,241	\$26,522	\$20,000	(\$6,522)	-24.59%
5103004	10 FT Instr Staff - Overload	\$4,480	\$0	\$1,000	\$1,000	#Div/0!
Sum of Salaries		\$206,585	\$209,977	\$212,387	\$2,410	1.15%

Fringe Benefits

5201001	00 Employer GTL Medical Vision	\$25,256	\$26,717	\$24,797	(\$1,920)	-7.19%
5209000	55 Surs .5% Employer Contribution	\$947	\$1,446	\$1,062	(\$384)	-26.56%
Sum of Fringe Benefits		\$26,203	\$28,163	\$25,859	(\$2,304)	-8.18%

Outsourced & Contractual Services

5309000	15 Background Checks	\$752	\$1,000	\$1,000	\$0	0.00%
5309000	20 Other Contractual Services	\$0	\$765	\$900	\$135	17.65%
Sum of Outsourced & Contractual Servi		\$752	\$1,765	\$1,900	\$135	7.65%

Maintenance, Memberships, and Printing & Postage Supplies

5401001	00 Office Supplies	\$43	\$720	\$500	(\$220)	-30.56%
5401002	35 Supplies - General	\$2,502	\$4,500	\$500	(\$4,000)	-88.89%
5401009	05 Supplies Bookstore	\$645	\$500	\$600	\$100	20.00%
5402000	00 Printing	\$189	\$300	\$300	\$0	0.00%

Thru: 6/30/2022

<i>Object</i>	<i>Object Name</i>	<i>FY22 YTD</i>	<i>FY22 Budget</i>	<i>FY23 Budget</i>	<i>\$ Change</i>	<i>% Change</i>
5404001	00 Audio/Visual Materials	\$0	\$630	\$500	(\$130)	-20.63%
5404002	00 Computer Software	\$225	\$900	\$500	(\$400)	-44.44%
5406000	00 Publications & Dues	\$5,435	\$4,570	\$4,800	\$230	5.03%
Sum of Maintenance, Memberships, and		\$9,039	\$12,120	\$7,700	(\$4,420)	-36.47%
Travel, Meeting, Professional Development, and Recruitment						
5501000	05 Meeting Expense In-District	\$71	\$250	\$250	\$0	0.00%
5502000	05 In District Travel	\$42	\$400	\$300	(\$100)	-25.00%
5502000	10 Out of District Travel	\$0	\$800	\$700	(\$100)	-12.50%
5509000	15 Other Conf & Mtg Exp	\$0	\$200	\$200	\$0	0.00%
Sum of Travel, Meeting, Professional D		\$113	\$1,650	\$1,450	(\$200)	-12.12%
Net Total for Occ. Therapy		\$242,692	\$253,675	\$249,296	(\$4,379)	-1.73%

Dept: 01-1040-103025 Department Name: Physical Therapy Assistant

Salaries

5101001	00 FT Administrative Staff	\$81,503	\$79,681	\$83,432	\$3,751	4.71%
5103001	00 FT Teaching Faculty	\$87,111	\$85,709	\$88,694	\$2,985	3.48%
5103002	15 PT Stipends Fall Sprg Sum	\$1,012	\$0	\$1,000	\$1,000	#Div/0!
5103004	20 Non-Instructional Overload	\$4,180	\$4,800	\$4,500	(\$300)	-6.25%
Sum of Salaries		\$173,806	\$170,190	\$177,626	\$7,436	4.37%

Fringe Benefits

5201001	00 Employer GTL Medical Vision	\$176	\$10,148	\$270	(\$9,878)	-97.34%
5209000	55 Surs .5% Employer Contribution	\$856	\$1,206	\$887	(\$319)	-26.45%
Sum of Fringe Benefits		\$1,032	\$11,354	\$1,157	(\$10,197)	-89.81%

Outsourced & Contractual Services

5309000	15 Background Checks	\$1,080	\$1,500	\$1,500	\$0	0.00%
5309000	20 Other Contractual Services	\$1,572	\$1,250	\$1,850	\$600	48.00%
Sum of Outsourced & Contractual Servi		\$2,652	\$2,750	\$3,350	\$600	21.82%

Maintenance, Memberships, and Printing & Postage Supplies

5401001	00 Office Supplies	\$251	\$200	\$200	\$0	0.00%
5401002	00 Instructional Supplies	\$454	\$1,000	\$500	(\$500)	-50.00%
5401002	35 Supplies - General	\$958	\$500	\$500	\$0	0.00%
5401009	05 Supplies Bookstore	\$595	\$500	\$600	\$100	20.00%
5402000	00 Printing	\$247	\$200	\$250	\$50	25.00%
5404003	00 Postage	\$27	\$0	\$0	\$0	#Num!
5406000	00 Publications & Dues	\$6,865	\$5,000	\$6,000	\$1,000	20.00%
5407000	00 Advertising	\$0	\$500	\$250	(\$250)	-50.00%
Sum of Maintenance, Memberships, and		\$9,398	\$7,900	\$8,300	\$400	5.06%

Thru: 6/30/2022

<i>Object</i>	<i>Object Name</i>	<i>FY22 YTD</i>	<i>FY22 Budget</i>	<i>FY23 Budget</i>	<i>\$ Change</i>	<i>% Change</i>
Travel, Meeting, Professional Development, and Recruitment						
5501000	05 Meeting Expense In-District	\$150	\$270	\$250	(\$20)	-7.41%
5509000	15 Other Conf & Mtg Exp	\$0	\$1,300	\$1,000	(\$300)	-23.08%
Sum of Travel, Meeting, Professional D		\$150	\$1,570	\$1,250	(\$320)	-20.38%
Net Total for Physical Therapy Assista		\$187,037	\$193,764	\$191,683	(\$2,081)	-1.07%

Dept: 01-1040-103030 Department Name: Nurse Assistant Ed

Salaries

5103001	00 FT Teaching Faculty	\$122,510	\$118,033	\$121,036	\$3,003	2.54%
5103001	05 FT Instr Staff Summer	\$0	\$100	\$0	(\$100)	-100.00%
5103002	05 PT Instructional Other	\$1,460	\$1,126	\$1,200	\$74	6.57%
5103002	15 PT Stipends Fall Sprg Sum	\$140,538	\$233,398	\$160,000	(\$73,398)	-31.45%
5103004	10 FT Instr Staff - Overload	\$6,820	\$5,000	\$5,000	\$0	0.00%
5103004	20 Non-Instructional Overload	\$2,200	\$700	\$1,000	\$300	42.86%
Sum of Salaries		\$273,528	\$358,357	\$288,236	(\$70,121)	-19.57%

Fringe Benefits

5201001	00 Employer GTL Medical Vision	\$19,528	\$22,762	\$21,059	(\$1,703)	-7.48%
5209000	55 Surs .5% Employer Contribution	\$653	\$1,820	\$1,441	(\$379)	-20.82%
Sum of Fringe Benefits		\$20,181	\$24,582	\$22,500	(\$2,082)	-8.47%

Outsourced & Contractual Services

5309000	15 Background Checks	\$4,170	\$8,996	\$9,000	\$4	0.04%
5309000	20 Other Contractual Services	\$3,201	\$150	\$1,000	\$850	566.67%
Sum of Outsourced & Contractual Servi		\$7,371	\$9,146	\$10,000	\$854	9.34%

Maintenance, Memberships, and Printing & Postage Supplies

5401001	00 Office Supplies	\$0	\$360	\$350	(\$10)	-2.78%
5401002	35 Supplies - General	\$2,633	\$2,699	\$3,000	\$301	11.15%
5401009	05 Supplies Bookstore	\$50	\$270	\$200	(\$70)	-25.93%
5402000	00 Printing	\$14	\$90	\$100	\$10	11.11%
Sum of Maintenance, Memberships, and		\$2,697	\$3,419	\$3,650	\$231	6.76%

Net Total for Nurse Assistant Ed \$303,777 \$395,504 \$324,386 (\$71,118) -17.98%

Dept: 01-1040-103040 Department Name: HFE

Salaries

5103001	00 FT Teaching Faculty	\$206,097	\$205,212	\$210,219	\$5,007	2.44%
5103001	05 FT Instr Staff Summer	\$0	\$100	\$0	(\$100)	-100.00%
5103001	15 Instr Staff - Indep Study	\$7,725	\$6,000	\$0	(\$6,000)	-100.00%
5103002	05 PT Instructional Other	\$0	\$1,688	\$1,000	(\$688)	-40.76%

Thru: 6/30/2022

<i>Object</i>	<i>Object Name</i>	<i>FY22 YTD</i>	<i>FY22 Budget</i>	<i>FY23 Budget</i>	<i>\$ Change</i>	<i>% Change</i>
5103002	10 PT Instr - Indep Study	\$19,064	\$13,000	\$15,000	\$2,000	15.38%
5103002	15 PT Stipends Fall Sprg Sum	\$61,392	\$75,000	\$75,000	\$0	0.00%
5103004	10 FT Instr Staff - Overload	\$12,305	\$9,500	\$10,000	\$500	5.26%
5103004	20 Non-Instructional Overload	\$13,597	\$6,800	\$10,000	\$3,200	47.06%
Sum of Salaries		\$320,179	\$317,300	\$321,219	\$3,919	1.24%
Fringe Benefits						
5201001	00 Employer GTL Medical Vision	\$34,681	\$61,781	\$60,783	(\$998)	-1.62%
5209000	55 Surs .5% Employer Contribution	\$1,196	\$1,552	\$1,606	\$54	3.48%
Sum of Fringe Benefits		\$35,876	\$63,333	\$62,389	(\$944)	-1.49%
Outsourced & Contractual Services						
5309000	20 Other Contractual Services	\$300	\$630	\$630	\$0	0.00%
Sum of Outsourced & Contractual Servi		\$300	\$630	\$630	\$0	0.00%
Maintenance, Memberships, and Printing & Postage Supplies						
5401001	00 Office Supplies	\$117	\$0	\$0	\$0	#Num!
5401002	35 Supplies - General	\$552	\$1,907	\$1,907	\$0	0.00%
5401009	05 Supplies Bookstore	\$344	\$270	\$270	\$0	0.00%
5402000	00 Printing	\$68	\$100	\$250	\$150	150.00%
5404001	00 Audio/Visual Materials	\$0	\$135	\$135	\$0	0.00%
5406000	00 Publications & Dues	\$1,097	\$225	\$225	\$0	0.00%
Sum of Maintenance, Memberships, and		\$2,178	\$2,637	\$2,787	\$150	5.69%
Travel, Meeting, Professional Development, and Recruitment						
5501000	05 Meeting Expense In-District	\$480	\$97	\$97	\$0	0.00%
5509000	15 Other Conf & Mtg Exp	\$0	\$485	\$485	\$0	0.00%
Sum of Travel, Meeting, Professional D		\$480	\$582	\$582	\$0	0.00%
Net Total for HFE		\$359,014	\$384,482	\$387,607	\$3,125	0.81%

Dept: 01-2010-000000 Department Name: General

Fringe Benefits

5299900	50 State Allocated SURS	(\$3,281)	\$0	\$0	\$0	#Num!
Sum of Fringe Benefits		(\$3,281)	\$0	\$0	\$0	#Num!
Net Total for General		(\$3,281)	\$0	\$0	\$0	#Num!

Dept: 01-2010-202010 Department Name: Library

Salaries

5101001	00 FT Administrative Staff	\$24,871	\$0	\$100,000	\$100,000	#Div/0!
5102001	00 FT Prof/Tech Staff	\$37,241	\$84,751	\$63,667	(\$21,084)	-24.88%
5103001	10 FT Stipends Fall Spring Summer	\$11,075	\$20,000	\$0	(\$20,000)	-100.00%

Thru: 6/30/2022

<i>Object</i>	<i>Object Name</i>	<i>FY22 YTD</i>	<i>FY22 Budget</i>	<i>FY23 Budget</i>	<i>\$ Change</i>	<i>% Change</i>
5103002	05 PT Instructional Other	\$72,793	\$100,000	\$75,000	(\$25,000)	-25.00%
5103004	20 Non-Instructional Overload	\$17,600	\$9,000	\$10,000	\$1,000	11.11%
5105001	00 FT Academic Support	\$142,212	\$149,722	\$82,814	(\$66,908)	-44.69%
5106001	00 FT Clerical Staff	\$30,885	\$41,094	\$38,526	(\$2,568)	-6.25%
5106002	00 PT Clerical Staff	\$3,543	\$15,000	\$0	(\$15,000)	-100.00%
Sum of Salaries		\$340,221	\$419,567	\$370,007	(\$49,560)	-11.81%

Fringe Benefits

5201001	00 Employer GTL Medical Vision	\$71,583	\$111,393	\$98,525	(\$12,868)	-11.55%
5209000	55 Surs .5% Employer Contribution	\$1,329	\$2,278	\$1,851	(\$427)	-18.74%
Sum of Fringe Benefits		\$72,912	\$113,671	\$100,376	(\$13,295)	-11.70%

Maintenance, Memberships, and Printing & Postage Supplies

5401001	00 Office Supplies	\$2,980	\$3,000	\$3,000	\$0	0.00%
5401009	05 Supplies Bookstore	\$0	\$150	\$150	\$0	0.00%
5402000	00 Printing	\$109	\$200	\$200	\$0	0.00%
5404001	00 Audio/Visual Materials	\$0	\$600	\$600	\$0	0.00%
5405000	05 Books	\$5,991	\$12,000	\$12,000	\$0	0.00%
5406000	00 Publications & Dues	\$95,461	\$113,000	\$120,000	\$7,000	6.19%
5406000	05 Continuations	\$3,389	\$5,000	\$5,000	\$0	0.00%
5406000	10 Periodicals	\$3,817	\$6,500	\$7,000	\$500	7.69%
Sum of Maintenance, Memberships, and		\$111,747	\$140,450	\$147,950	\$7,500	5.34%

Travel, Meeting, Professional Development, and Recruitment

5501000	05 Meeting Expense In-District	\$0	\$345	\$200	(\$145)	-42.03%
5509000	15 Other Conf & Mtg Exp	\$0	\$427	\$300	(\$127)	-29.74%
Sum of Travel, Meeting, Professional D		\$0	\$772	\$500	(\$272)	-35.23%

Net Total for Library **\$524,879** **\$674,460** **\$618,833** **(\$55,627)** **-8.25%**

Dept: 01-2010-202015 Department Name: Art Gallery

Salaries

5102001	00 FT Prof/Tech Staff	\$45,606	\$46,500	\$47,848	\$1,348	2.90%
Sum of Salaries		\$45,606	\$46,500	\$47,848	\$1,348	2.90%

Fringe Benefits

5201001	00 Employer GTL Medical Vision	\$10,308	\$0	\$20,494	\$20,494	#Div/0!
5209000	55 Surs .5% Employer Contribution	\$219	\$250	\$239	(\$11)	-4.40%
Sum of Fringe Benefits		\$10,527	\$250	\$20,733	\$20,483	8193.20%

Outsourced & Contractual Services

5308000	00 Instructional Services	\$156	\$540	\$540	\$0	0.00%
Sum of Outsourced & Contractual Servi		\$156	\$540	\$540	\$0	0.00%

Thru: 6/30/2022

<i>Object</i>	<i>Object Name</i>	<i>FY22 YTD</i>	<i>FY22 Budget</i>	<i>FY23 Budget</i>	<i>\$ Change</i>	<i>% Change</i>
Maintenance, Memberships, and Printing & Postage Supplies						
5401001	00 Office Supplies	\$1,939	\$700	\$700	\$0	0.00%
5401009	05 Supplies Bookstore	\$24	\$144	\$144	\$0	0.00%
5402000	00 Printing	\$3	\$45	\$45	\$0	0.00%
5404003	00 Postage	\$0	\$90	\$90	\$0	0.00%
5406000	00 Publications & Dues	\$0	\$90	\$90	\$0	0.00%
Sum of Maintenance, Memberships, and		\$1,966	\$1,069	\$1,069	\$0	0.00%
Travel, Meeting, Professional Development, and Recruitment						
5501000	05 Meeting Expense In-District	\$313	\$147	\$147	\$0	0.00%
5502000	05 In District Travel	\$20	\$0	\$0	\$0	#Num!
5502000	10 Out of District Travel	\$242	\$0	\$0	\$0	#Num!
Sum of Travel, Meeting, Professional D		\$574	\$147	\$147	\$0	0.00%
Net Total for Art Gallery		\$58,829	\$48,506	\$70,337	\$21,831	45.01%

Dept: 01-2020-201020 Department Name: Suppl. Learning Lab

Maintenance, Memberships, and Printing & Postage Supplies						
5401001	00 Office Supplies	\$902	\$1,500	\$0	(\$1,500)	-100.00%
Sum of Maintenance, Memberships, and		\$902	\$1,500	\$0	(\$1,500)	-100.00%
Net Total for Suppl. Learning Lab		\$902	\$1,500	\$0	(\$1,500)	-100.00%

Dept: 01-2020-201025 Department Name: Learning Support Services

Salaries						
5102001	00 FT Prof/Tech Staff	\$135,136	\$107,002	\$207,587	\$100,585	94.00%
5102002	00 PT Prof/Technical Staff	\$235,239	\$187,575	\$190,135	\$2,560	1.36%
5103002	05 PT Instructional Other	\$0	\$12,000	\$1,000	(\$11,000)	-91.67%
Sum of Salaries		\$370,375	\$306,577	\$398,722	\$92,145	30.06%
Fringe Benefits						
5201001	00 Employer GTL Medical Vision	\$20,790	\$11,123	\$21,814	\$10,691	96.12%
5209000	55 Surs .5% Employer Contribution	\$655	\$535	\$1,043	\$508	94.95%
Sum of Fringe Benefits		\$21,446	\$11,658	\$22,857	\$11,199	96.06%
Outsourced & Contractual Services						
5309000	20 Other Contractual Services	\$0	\$12,145	\$12,145	\$0	0.00%
Sum of Outsourced & Contractual Servi		\$0	\$12,145	\$12,145	\$0	0.00%
Maintenance, Memberships, and Printing & Postage Supplies						
5401001	00 Office Supplies	\$922	\$2,339	\$2,339	\$0	0.00%
5401009	05 Supplies Bookstore	\$18	\$345	\$345	\$0	0.00%
5402000	00 Printing	\$546	\$495	\$495	\$0	0.00%

Thru: 6/30/2022

<i>Object</i>	<i>Object Name</i>	<i>FY22 YTD</i>	<i>FY22 Budget</i>	<i>FY23 Budget</i>	<i>\$ Change</i>	<i>% Change</i>
5406000	00 Publications & Dues	\$482	\$900	\$900	\$0	0.00%
Sum of Maintenance, Memberships, and		\$1,967	\$4,079	\$4,079	\$0	0.00%
Travel, Meeting, Professional Development, and Recruitment						
5501000	05 Meeting Expense In-District	\$0	\$552	\$552	\$0	0.00%
5502000	10 Out of District Travel	\$0	\$808	\$808	\$0	0.00%
5509000	15 Other Conf & Mtg Exp	\$0	\$1,042	\$1,042	\$0	0.00%
Sum of Travel, Meeting, Professional D		\$0	\$2,402	\$2,402	\$0	0.00%
Net Total for Learning Support Service		\$393,787	\$336,861	\$440,205	\$103,344	30.68%

Dept: 01-2030-201048 Department Name: Teaching and Learning

Salaries

5101001	00 FT Administrative Staff	\$102,188	\$101,115	\$105,488	\$4,373	4.32%
5102001	00 FT Prof/Tech Staff	\$73,826	\$72,473	\$74,866	\$2,393	3.30%
5103001	10 FT Stipends Fall Spring Summer	\$100	\$12,500	\$0	(\$12,500)	-100.00%
5103002	15 PT Stipends Fall Sprg Sum	\$22,037	\$2,500	\$15,000	\$12,500	500.00%
Sum of Salaries		\$198,151	\$188,588	\$195,354	\$6,766	3.59%

Fringe Benefits

5201001	00 Employer GTL Medical Vision	\$42,573	\$47,512	\$44,737	(\$2,775)	-5.84%
5209000	55 Surs .5% Employer Contribution	\$859	\$1,110	\$976	(\$134)	-12.07%
Sum of Fringe Benefits		\$43,432	\$48,622	\$45,713	(\$2,909)	-5.98%

Maintenance, Memberships, and Printing & Postage Supplies

5401001	00 Office Supplies	\$623	\$0	\$400	\$400	#Div/0!
5401002	00 Instructional Supplies	\$6,334	\$0	\$2,000	\$2,000	#Div/0!
5401009	05 Supplies Bookstore	\$298	\$180	\$0	(\$180)	-100.00%
5402000	00 Printing	\$0	\$90	\$90	\$0	0.00%
5404001	05 Telecourse Fees	\$7,180	\$5,000	\$10,000	\$5,000	100.00%
5404002	00 Computer Software	\$22,010	\$10,000	\$10,000	\$0	0.00%
5404003	00 Postage	\$16	\$0	\$0	\$0	#Num!
5406000	00 Publications & Dues	\$805	\$1,500	\$1,500	\$0	0.00%
5408000	05 Food Purchases	\$9,054	\$5,000	\$5,000	\$0	0.00%
5409000	00 Other Materials & Supplies	\$54	\$0	\$0	\$0	#Num!
Sum of Maintenance, Memberships, and		\$46,375	\$21,770	\$28,990	\$7,220	33.16%

Travel, Meeting, Professional Development, and Recruitment

5502000	10 Out of District Travel	\$0	\$2,000	\$2,000	\$0	0.00%
5509000	15 Other Conf & Mtg Exp	\$3,095	\$808	\$808	\$0	0.00%
Sum of Travel, Meeting, Professional D		\$3,095	\$2,808	\$2,808	\$0	0.00%

Capital Outlay

Thru: 6/30/2022

<i>Object</i>	<i>Object Name</i>	<i>FY22 YTD</i>	<i>FY22 Budget</i>	<i>FY23 Budget</i>	<i>\$ Change</i>	<i>% Change</i>
5809000	00 Other Capital Outlay			\$29,664		
	Sum of Capital Outlay			\$29,664		
Net Total for Teaching and Learning		\$291,053	\$261,788	\$302,529	\$40,741	15.56%

Dept: 01-2080-201010 **Department Name: Academic Affairs & Wkforce Dev**

Salaries

5101001	00 FT Administrative Staff	\$43,603	\$169,169	\$165,000	(\$4,169)	-2.46%
5102001	00 FT Prof/Tech Staff	\$52,216	\$164,303	\$109,112	(\$55,191)	-33.59%
5103001	10 FT Stipends Fall Spring Summer	\$29,694	\$0	\$0	\$0	#Num!
5103002	05 PT Instructional Other	\$0	\$50,470	\$1,000	(\$49,470)	-98.02%
5103002	15 PT Stipends Fall Sprg Sum	\$6,736	\$15,000	\$15,000	\$0	0.00%
5103004	10 FT Instr Staff - Overload	\$0	\$100,000	\$0	(\$100,000)	-100.00%
5103004	20 Non-Instructional Overload	\$55,800	\$75,000	\$100,000	\$25,000	33.33%
5108000	15 Student Employees - WSI	\$0	\$15,000	\$0	(\$15,000)	-100.00%
	Sum of Salaries	\$188,049	\$588,942	\$390,112	(\$198,830)	-33.76%

Fringe Benefits

5201001	00 Employer GTL Medical Vision	\$45,796	\$84,848	\$85,369	\$521	0.61%
5209000	55 Surs .5% Employer Contribution	\$931	\$1,877	\$1,126	(\$751)	-40.01%
	Sum of Fringe Benefits	\$46,727	\$86,725	\$86,495	(\$230)	-0.27%

Outsourced & Contractual Services

5302000	00 Consultants	\$0	\$10,000	\$10,000	\$0	0.00%
5309000	20 Other Contractual Services	\$14,725	\$37,500	\$37,500	\$0	0.00%
	Sum of Outsourced & Contractual Servi	\$14,725	\$47,500	\$47,500	\$0	0.00%

Maintenance, Memberships, and Printing & Postage Supplies

5401001	00 Office Supplies	\$95,017	\$35,000	\$35,000	\$0	0.00%
5401002	00 Instructional Supplies	\$44,861	\$45,000	\$45,000	\$0	0.00%
5401009	05 Supplies Bookstore	\$308	\$2,500	\$2,500	\$0	0.00%
5402000	00 Printing	\$1,680	\$400	\$400	\$0	0.00%
5404002	00 Computer Software	\$23,622	\$2,500	\$2,500	\$0	0.00%
5406000	00 Publications & Dues	\$4,000	\$0	\$0	\$0	#Num!
5408000	05 Food Purchases	\$3,999	\$0	\$0	\$0	#Num!
5409000	00 Other Materials & Supplies	\$12,234	\$0	\$0	\$0	#Num!
	Sum of Maintenance, Memberships, and	\$185,722	\$85,400	\$85,400	\$0	0.00%

Travel, Meeting, Professional Development, and Recruitment

5501000	05 Meeting Expense In-District	\$290	\$2,000	\$2,000	\$0	0.00%
5502000	05 In District Travel	\$0	\$135	\$135	\$0	0.00%
5502000	10 Out of District Travel	\$1,179	\$3,000	\$3,000	\$0	0.00%
5509000	15 Other Conf & Mtg Exp	\$1,572	\$3,500	\$3,500	\$0	0.00%

Thru: 6/30/2022

<i>Object</i>	<i>Object Name</i>	<i>FY22 YTD</i>	<i>FY22 Budget</i>	<i>FY23 Budget</i>	<i>\$ Change</i>	<i>% Change</i>
Sum of Travel, Meeting, Professional D		\$3,041	\$8,635	\$8,635	\$0	0.00%
Fixed Charges, Rental, Property Insurance, and Debt Retirement						
5601000	00 Rental - Facilities	\$2,000	\$0	\$0	\$0	#Num!
Sum of Fixed Charges, Rental, Property		\$2,000	\$0	\$0	\$0	#Num!
Capital Outlay						
5806000	00 Equipment - Instructional	\$30,156	\$175,000	\$175,000	\$0	0.00%
Sum of Capital Outlay		\$30,156	\$175,000	\$175,000	\$0	0.00%
Scholarships, Student Activities, and Waivers						
5909000	10 Tuition Refunds	\$0	\$2,000	\$2,000	\$0	0.00%
Sum of Scholarships, Student Activities,		\$0	\$2,000	\$2,000	\$0	0.00%
Net Total for Academic Affairs & Wkfo		\$470,420	\$994,202	\$795,142	(\$199,060)	-20.02%

Dept: 01-2080-201015 Department Name: VP Student Affairs

Salaries

5101001	00 FT Administrative Staff	\$269,190	\$149,341	\$294,995	\$145,654	97.53%
5102001	00 FT Prof/Tech Staff	\$169,061	\$111,631	\$155,400	\$43,769	39.21%
5102002	00 PT Prof/Technical Staff	\$0	\$0	\$0	\$0	#Num!
5108000	15 Student Employees - WSI	\$120,435	\$135,000	\$150,000	\$15,000	11.11%
Sum of Salaries		\$558,686	\$395,972	\$600,395	\$204,423	51.63%

Fringe Benefits

5201001	00 Employer GTL Medical Vision	\$77,644	\$35,918	\$80,130	\$44,212	123.09%
5209000	55 Surs .5% Employer Contribution	\$2,181	\$2,207	\$2,252	\$45	2.04%
Sum of Fringe Benefits		\$79,825	\$38,125	\$82,382	\$44,257	116.08%

Outsourced & Contractual Services

5309000	20 Other Contractual Services	\$41,517	\$85,500	\$88,500	\$3,000	3.51%
Sum of Outsourced & Contractual Servi		\$41,517	\$85,500	\$88,500	\$3,000	3.51%

Maintenance, Memberships, and Printing & Postage Supplies

5401001	00 Office Supplies	\$3,215	\$900	\$1,170	\$270	30.00%
5401009	05 Supplies Bookstore	\$20,386	\$1,439	\$1,523	\$84	5.84%
5402000	00 Printing	\$1,202	\$8,996	\$9,684	\$688	7.65%
5406000	00 Publications & Dues	\$1,300	\$1,349	\$1,649	\$300	22.24%
5408000	05 Food Purchases	\$20,861	\$900	\$900	\$0	0.00%
5409000	00 Other Materials & Supplies	\$890	\$0	\$0	\$0	#Num!
Sum of Maintenance, Memberships, and		\$47,855	\$13,584	\$14,926	\$1,342	9.88%

Travel, Meeting, Professional Development, and Recruitment

Thru: 6/30/2022

<i>Object</i>	<i>Object Name</i>	<i>FY22 YTD</i>	<i>FY22 Budget</i>	<i>FY23 Budget</i>	<i>\$ Change</i>	<i>% Change</i>
5501000	05 Meeting Expense In-District	\$24	\$224	\$224	\$0	0.00%
5502000	05 In District Travel	\$14	\$0	\$0	\$0	#Num!
5502000	10 Out of District Travel	\$1,128	\$13,464	\$13,464	\$0	0.00%
5509000	15 Other Conf & Mtg Exp	\$2,398	\$808	\$1,058	\$250	30.94%
Sum of Travel, Meeting, Professional D		\$3,564	\$14,496	\$14,746	\$250	1.72%
Capital Outlay						
5807000	00 Equipment - Service	\$9,668	\$0	\$0	\$0	#Num!
Sum of Capital Outlay		\$9,668	\$0	\$0	\$0	#Num!
Scholarships, Student Activities, and Waivers						
5909000	58 Graduation	\$35,112	\$45,000	\$45,000	\$0	0.00%
Sum of Scholarships, Student Activities,		\$35,112	\$45,000	\$45,000	\$0	0.00%
Net Total for VP Student Affairs		\$776,226	\$592,677	\$845,949	\$253,272	42.73%

Dept: 01-2080-201018 **Department Name: Social Science-Public Service**

Maintenance, Memberships, and Printing & Postage Supplies

5401001	00 Office Supplies	\$1,210	\$0	\$2,500	\$2,500	#Div/0!
5401009	05 Supplies Bookstore	\$462	\$0	\$150	\$150	#Div/0!
5402000	00 Printing	\$49	\$0	\$150	\$150	#Div/0!
5404002	00 Computer Software			\$1,000		
5406000	00 Publications & Dues	\$119	\$0	\$2,000	\$2,000	#Div/0!
Sum of Maintenance, Memberships, and		\$1,840	\$0	\$5,800	\$5,800	#Div/0!

Travel, Meeting, Professional Development, and Recruitment

5501000	05 Meeting Expense In-District	\$3,217	\$0	\$202	\$202	#Div/0!
5502000	05 In District Travel			\$449		
5502000	10 Out of District Travel	\$857	\$0	\$4,937	\$4,937	#Div/0!
5509000	15 Other Conf & Mtg Exp	\$2,235	\$0	\$808	\$808	#Div/0!
Sum of Travel, Meeting, Professional D		\$6,310	\$0	\$6,396	\$6,396	#Div/0!

Fixed Charges, Rental, Property Insurance, and Debt Retirement

5601002	00 MCC Conf Ctr Rental			\$350		
Sum of Fixed Charges, Rental, Property				\$350		

Capital Outlay

5809000	00 Other Capital Outlay			\$120,000		
Sum of Capital Outlay				\$120,000		
Net Total for Social Science-Public Ser		\$8,149	\$0	\$132,546	\$132,546	#Div/0!

Dept: 01-2080-201060 **Department Name: Academic Development**

Thru: 6/30/2022

<i>Object</i>	<i>Object Name</i>	<i>FY22 YTD</i>	<i>FY22 Budget</i>	<i>FY23 Budget</i>	<i>\$ Change</i>	<i>% Change</i>
Salaries						
5102001	00 FT Prof/Tech Staff	\$15,394	\$62,467	\$0	(\$62,467)	-100.00%
5103002	05 PT Instructional Other	\$0	\$515	\$0	(\$515)	-100.00%
5103002	15 PT Stipends Fall Sprg Sum	\$0	\$1,045	\$0	(\$1,045)	-100.00%
5103004	10 FT Instr Staff - Overload	\$0	\$1,000	\$0	(\$1,000)	-100.00%
Sum of Salaries		\$15,394	\$65,027	\$0	(\$65,027)	-100.00%
Fringe Benefits						
5201001	00 Employer GTL Medical Vision	\$5,739	\$22,480	\$0	(\$22,480)	-100.00%
5209000	55 Surs .5% Employer Contribution	\$84	\$325	\$0	(\$325)	-100.00%
Sum of Fringe Benefits		\$5,823	\$22,805	\$0	(\$22,805)	-100.00%
Net Total for Academic Development		\$21,217	\$87,832	\$0	(\$87,832)	-100.00%

Dept: 01-3010-000000 Department Name: General

Fringe Benefits						
5299900	50 State Allocated SURS	(\$7,280)	\$0	\$0	\$0	#Num!
Sum of Fringe Benefits		(\$7,280)	\$0	\$0	\$0	#Num!
Net Total for General		(\$7,280)	\$0	\$0	\$0	#Num!

Dept: 01-3010-302010 Department Name: Recruitment & Admissions

Salaries						
5101001	00 FT Administrative Staff	\$89,630	\$88,943	\$91,522	\$2,579	2.90%
5102001	00 FT Prof/Tech Staff	\$42,710	\$91,681	\$53,063	(\$38,618)	-42.12%
5106002	00 PT Clerical Staff	\$178,647	\$166,103	\$194,135	\$28,032	16.88%
Sum of Salaries		\$310,987	\$346,727	\$338,720	(\$8,007)	-2.31%
Fringe Benefits						
5201001	00 Employer GTL Medical Vision	\$95,761	\$69,501	\$100,518	\$31,017	44.63%
5209000	55 Surs .5% Employer Contribution	\$1,507	\$1,356	\$1,693	\$337	24.85%
Sum of Fringe Benefits		\$97,268	\$70,857	\$102,211	\$31,354	44.25%
Outsourced & Contractual Services						
5309000	20 Other Contractual Services	\$993	\$5,000	\$2,000	(\$3,000)	-60.00%
Sum of Outsourced & Contractual Servi		\$993	\$5,000	\$2,000	(\$3,000)	-60.00%
Maintenance, Memberships, and Printing & Postage Supplies						
5401001	00 Office Supplies	\$18,887	\$12,500	\$12,500	\$0	0.00%
5401009	05 Supplies Bookstore	\$0	\$450	\$450	\$0	0.00%
5402000	00 Printing	\$5,944	\$5,500	\$5,500	\$0	0.00%
5404003	00 Postage	\$82	\$0	\$1,000	\$1,000	#Div/0!
5406000	00 Publications & Dues	\$330	\$1,250	\$1,250	\$0	0.00%

Thru: 6/30/2022

<i>Object</i>	<i>Object Name</i>	<i>FY22 YTD</i>	<i>FY22 Budget</i>	<i>FY23 Budget</i>	<i>\$ Change</i>	<i>% Change</i>
5408000	05 Food Purchases	\$2,191	\$2,750	\$3,750	\$1,000	36.36%
5409000	00 Other Materials & Supplies	\$159	\$0	\$0	\$0	#Num!
Sum of Maintenance, Memberships, and		\$27,593	\$22,450	\$24,450	\$2,000	8.91%
Travel, Meeting, Professional Development, and Recruitment						
5501000	05 Meeting Expense In-District	\$0	\$1,250	\$2,500	\$1,250	100.00%
5502000	05 In District Travel	\$1,081	\$1,000	\$2,000	\$1,000	100.00%
5502000	10 Out of District Travel	\$0	\$500	\$500	\$0	0.00%
5509000	15 Other Conf & Mtg Exp	\$25	\$0	\$0	\$0	#Num!
Sum of Travel, Meeting, Professional D		\$1,106	\$2,750	\$5,000	\$2,250	81.82%
Net Total for Recruitment & Admission		\$437,946	\$447,784	\$472,381	\$24,597	5.49%

Dept: 01-3010-302016 Department Name: Articulation & Transfer

Maintenance, Memberships, and Printing & Postage Supplies

5401002	35 Supplies - General	\$0	\$200	\$200	\$0	0.00%
5402000	00 Printing	\$363	\$190	\$200	\$10	5.26%
5408000	05 Food Purchases	\$365	\$510	\$510	\$0	0.00%
Sum of Maintenance, Memberships, and		\$728	\$900	\$910	\$10	1.11%

Travel, Meeting, Professional Development, and Recruitment

5502000	10 Out of District Travel	\$37	\$1,346	\$1,000	(\$346)	-25.71%
Sum of Travel, Meeting, Professional D		\$37	\$1,346	\$1,000	(\$346)	-25.71%
Net Total for Articulation & Transfer		\$766	\$2,246	\$1,910	(\$336)	-14.96%

Dept: 01-3010-303016 Department Name: Orientation

Salaries

5103001	10 FT Stipends Fall Spring Summer	\$0	\$7,000	\$12,000	\$5,000	71.43%
5103002	15 PT Stipends Fall Sprg Sum	\$0	\$5,000	\$1,500	(\$3,500)	-70.00%
Sum of Salaries		\$0	\$12,000	\$13,500	\$1,500	12.50%

Fringe Benefits

5209000	55 Surs .5% Employer Contribution	\$0	\$60	\$8	(\$52)	-86.67%
Sum of Fringe Benefits		\$0	\$60	\$8	(\$52)	-86.67%

Outsourced & Contractual Services

5309000	20 Other Contractual Services	\$5,500	\$5,500	\$5,500	\$0	0.00%
Sum of Outsourced & Contractual Servi		\$5,500	\$5,500	\$5,500	\$0	0.00%

Maintenance, Memberships, and Printing & Postage Supplies

5401001	00 Office Supplies	\$14,752	\$9,535	\$10,535	\$1,000	10.49%
5401009	05 Supplies Bookstore	\$4,516	\$150	\$150	\$0	0.00%

Thru: 6/30/2022

<i>Object</i>	<i>Object Name</i>	<i>FY22 YTD</i>	<i>FY22 Budget</i>	<i>FY23 Budget</i>	<i>\$ Change</i>	<i>% Change</i>
5402000	00 Printing	\$1,229	\$3,900	\$2,900	(\$1,000)	-25.64%
5404003	00 Postage	\$202	\$0	\$200	\$200	#Div/0!
5406000	00 Publications & Dues	\$180	\$360	\$360	\$0	0.00%
5408000	05 Food Purchases	\$2,036	\$5,998	\$5,998	\$0	0.00%
Sum of Maintenance, Memberships, and		\$22,915	\$19,943	\$20,143	\$200	1.00%
Travel, Meeting, Professional Development, and Recruitment						
5501000	05 Meeting Expense In-District	\$0	\$22	\$22	\$0	0.00%
5502000	05 In District Travel	\$0	\$22	\$22	\$0	0.00%
5509000	15 Other Conf & Mtg Exp	\$0	\$336	\$336	\$0	0.00%
Sum of Travel, Meeting, Professional D		\$0	\$380	\$380	\$0	0.00%
Net Total for Orientation		\$28,415	\$37,883	\$39,531	\$1,648	4.35%

Dept: 01-3020-302013 Department Name: AVP Student Affairs

Salaries

5101001	00 FT Administrative Staff	\$0	\$118,590	\$0	(\$118,590)	-100.00%
Sum of Salaries		\$0	\$118,590	\$0	(\$118,590)	-100.00%

Fringe Benefits

5201001	00 Employer GTL Medical Vision	\$0	\$26,391	\$0	(\$26,391)	-100.00%
Sum of Fringe Benefits		\$0	\$26,391	\$0	(\$26,391)	-100.00%

Outsourced & Contractual Services

5309000	20 Other Contractual Services	\$2,480	\$3,000	\$0	(\$3,000)	-100.00%
Sum of Outsourced & Contractual Servi		\$2,480	\$3,000	\$0	(\$3,000)	-100.00%

Maintenance, Memberships, and Printing & Postage Supplies

5401001	00 Office Supplies	\$0	\$270	\$0	(\$270)	-100.00%
5401009	05 Supplies Bookstore	\$0	\$84	\$0	(\$84)	-100.00%
5402000	00 Printing	\$171	\$688	\$0	(\$688)	-100.00%
5406000	00 Publications & Dues	\$217	\$300	\$0	(\$300)	-100.00%
5408000	05 Food Purchases	\$699	\$0	\$0	\$0	#Num!
Sum of Maintenance, Memberships, and		\$1,087	\$1,342	\$0	(\$1,342)	-100.00%

Travel, Meeting, Professional Development, and Recruitment

5509000	15 Other Conf & Mtg Exp	\$0	\$250	\$0	(\$250)	-100.00%
Sum of Travel, Meeting, Professional D		\$0	\$250	\$0	(\$250)	-100.00%

Net Total for AVP Student Affairs \$3,567 \$149,573 \$0 (\$149,573) -100.00%

Dept: 01-3020-302015 Department Name: Registration & Records

Salaries

Thru: 6/30/2022

<i>Object</i>	<i>Object Name</i>	<i>FY22 YTD</i>	<i>FY22 Budget</i>	<i>FY23 Budget</i>	<i>\$ Change</i>	<i>% Change</i>
5101001	00 FT Administrative Staff	\$84,596	\$88,035	\$90,588	\$2,553	2.90%
5102001	00 FT Prof/Tech Staff	\$196,755	\$184,156	\$202,187	\$18,031	9.79%
5106001	00 FT Clerical Staff	\$106,363	\$103,763	\$106,781	\$3,018	2.91%
5106002	00 PT Clerical Staff	\$93,819	\$92,437	\$95,137	\$2,700	2.92%
Sum of Salaries		\$481,532	\$468,391	\$494,693	\$26,302	5.62%
Fringe Benefits						
5201001	00 Employer GTL Medical Vision	\$100,158	\$107,283	\$131,281	\$23,998	22.37%
5209000	55 Surs .5% Employer Contribution	\$1,883	\$2,340	\$2,473	\$133	5.68%
Sum of Fringe Benefits		\$102,041	\$109,623	\$133,754	\$24,131	22.01%
Outsourced & Contractual Services						
5309000	20 Other Contractual Services	\$37,477	\$35,000	\$36,750	\$1,750	5.00%
Sum of Outsourced & Contractual Servi		\$37,477	\$35,000	\$36,750	\$1,750	5.00%
Maintenance, Memberships, and Printing & Postage Supplies						
5401001	00 Office Supplies	\$422	\$5,183	\$5,183	\$0	0.00%
5401009	05 Supplies Bookstore	\$0	\$315	\$315	\$0	0.00%
5402000	00 Printing	\$107	\$270	\$270	\$0	0.00%
5404002	00 Computer Software	\$215	\$215	\$226	\$11	5.23%
5406000	00 Publications & Dues	\$1,524	\$1,939	\$2,036	\$97	5.00%
Sum of Maintenance, Memberships, and		\$2,267	\$7,922	\$8,030	\$108	1.36%
Travel, Meeting, Professional Development, and Recruitment						
5501000	05 Meeting Expense In-District	\$0	\$81	\$0	(\$81)	-100.00%
5502000	05 In District Travel	\$0	\$45	\$0	(\$45)	-100.00%
Sum of Travel, Meeting, Professional D		\$0	\$126	\$0	(\$126)	-100.00%
Net Total for Registration & Records		\$623,318	\$621,062	\$673,227	\$52,165	8.40%

Dept: 01-3020-302020 Department Name: Advising

Salaries

5102001	00 FT Prof/Tech Staff	\$396,331	\$416,321	\$431,218	\$14,897	3.58%
5106001	00 FT Clerical Staff	\$36,048	\$38,480	\$39,596	\$1,116	2.90%
Sum of Salaries		\$432,379	\$454,801	\$470,814	\$16,013	3.52%

Fringe Benefits

5201001	00 Employer GTL Medical Vision	\$110,334	\$153,675	\$166,846	\$13,171	8.57%
5209000	55 Surs .5% Employer Contribution	\$2,138	\$2,081	\$2,354	\$273	13.12%
Sum of Fringe Benefits		\$112,472	\$155,756	\$169,200	\$13,444	8.63%

Outsourced & Contractual Services

5309000	20 Other Contractual Services	\$56	\$2,000	\$0	(\$2,000)	-100.00%
---------	-------------------------------	------	---------	-----	-----------	----------

Thru: 6/30/2022

<i>Object</i>	<i>Object Name</i>	<i>FY22 YTD</i>	<i>FY22 Budget</i>	<i>FY23 Budget</i>	<i>\$ Change</i>	<i>% Change</i>
Sum of Outsourced & Contractual Servi		\$56	\$2,000	\$0	(\$2,000)	-100.00%
Maintenance, Memberships, and Printing & Postage Supplies						
5401001	00 Office Supplies	\$3,878	\$2,000	\$3,000	\$1,000	50.00%
5401009	05 Supplies Bookstore	\$60	\$400	\$400	\$0	0.00%
5402000	00 Printing	\$422	\$675	\$675	\$0	0.00%
5406000	00 Publications & Dues	\$150	\$450	\$450	\$0	0.00%
5408000	05 Food Purchases	\$110	\$300	\$300	\$0	0.00%
Sum of Maintenance, Memberships, and		\$4,620	\$3,825	\$4,825	\$1,000	26.14%
Travel, Meeting, Professional Development, and Recruitment						
5501000	05 Meeting Expense In-District	\$0	\$81	\$81	\$0	0.00%
5502000	10 Out of District Travel	\$1,021	\$0	\$0	\$0	#Num!
5509000	15 Other Conf & Mtg Exp	\$650	\$1,022	\$2,022	\$1,000	97.85%
Sum of Travel, Meeting, Professional D		\$1,671	\$1,103	\$2,103	\$1,000	90.66%
Net Total for Advising		\$551,198	\$617,485	\$646,942	\$29,457	4.77%

Dept: 01-3020-303010 Department Name: Counseling

Salaries

5103002	15 PT Stipends Fall Sprg Sum	\$0	\$0	\$17,838	\$17,838	#Div/0!
Sum of Salaries		\$0	\$0	\$17,838	\$17,838	#Div/0!

Fringe Benefits

5209000	55 Surs .5% Employer Contribution			\$89		
Sum of Fringe Benefits				\$89		
Net Total for Counseling		\$0	\$0	\$17,927	\$17,927	#Div/0!

Dept: 01-3020-303012 Department Name: Assessment

Salaries

5103001	10 FT Stipends Fall Spring Summer	\$26,300	\$0	\$0	\$0	#Num!
5103002	15 PT Stipends Fall Sprg Sum	\$10,800	\$0	\$0	\$0	#Num!
Sum of Salaries		\$37,100	\$0	\$0	\$0	#Num!

Fringe Benefits

5201001	00 Employer GTL Medical Vision	\$3,009	\$0	\$0	\$0	#Num!
5209000	55 Surs .5% Employer Contribution	\$132	\$0	\$0	\$0	#Num!
Sum of Fringe Benefits		\$3,140	\$0	\$0	\$0	#Num!
Net Total for Assessment		\$40,240	\$0	\$0	\$0	#Num!

Dept: 01-3020-303018 Department Name: Testing Center

Thru: 6/30/2022

<i>Object</i>	<i>Object Name</i>	<i>FY22 YTD</i>	<i>FY22 Budget</i>	<i>FY23 Budget</i>	<i>\$ Change</i>	<i>% Change</i>
Salaries						
5102001	00 FT Prof/Tech Staff	\$105,814	\$118,938	\$112,601	(\$6,337)	-5.33%
5106002	00 PT Clerical Staff	\$49,093	\$81,685	\$59,525	(\$22,160)	-27.13%
Sum of Salaries		\$154,907	\$200,623	\$172,126	(\$28,497)	-14.20%
Fringe Benefits						
5201001	00 Employer GTL Medical Vision	\$17,853	\$23,560	\$18,787	(\$4,773)	-20.26%
5209000	55 Surs .5% Employer Contribution	\$522	\$878	\$860	(\$18)	-2.05%
Sum of Fringe Benefits		\$18,375	\$24,438	\$19,647	(\$4,791)	-19.60%
Outsourced & Contractual Services						
5304000	10 Contract Maintenance Services	\$0	\$270	\$270	\$0	0.00%
5306000	00 Office Services	\$0	\$3,150	\$3,150	\$0	0.00%
5309000	20 Other Contractual Services	\$26,425	\$40,000	\$40,000	\$0	0.00%
Sum of Outsourced & Contractual Servi		\$26,425	\$43,420	\$43,420	\$0	0.00%
Maintenance, Memberships, and Printing & Postage Supplies						
5401001	00 Office Supplies	\$1,072	\$6,500	\$5,500	(\$1,000)	-15.38%
5401002	15 Supplies - Testing	\$0	\$450	\$450	\$0	0.00%
5401009	05 Supplies Bookstore	\$0	\$150	\$150	\$0	0.00%
5402000	00 Printing	\$204	\$250	\$1,250	\$1,000	400.00%
5404002	00 Computer Software	\$0	\$1,889	\$1,889	\$0	0.00%
5404003	00 Postage	\$0	\$50	\$50	\$0	0.00%
5406000	00 Publications & Dues	\$0	\$300	\$300	\$0	0.00%
Sum of Maintenance, Memberships, and		\$1,276	\$9,589	\$9,589	\$0	0.00%
Travel, Meeting, Professional Development, and Recruitment						
5501000	05 Meeting Expense In-District	\$0	\$50	\$50	\$0	0.00%
5502000	05 In District Travel	\$0	\$200	\$200	\$0	0.00%
5502000	10 Out of District Travel	\$0	\$200	\$200	\$0	0.00%
5509000	15 Other Conf & Mtg Exp	\$0	\$75	\$75	\$0	0.00%
Sum of Travel, Meeting, Professional D		\$0	\$525	\$525	\$0	0.00%
Net Total for Testing Center		\$200,983	\$278,595	\$245,307	(\$33,288)	-11.95%

Dept: 01-3020-303024 Department Name: Career Services

Salaries						
5102001	00 FT Prof/Tech Staff	\$63,107	\$72,776	\$102,223	\$29,447	40.46%
5103002	15 PT Stipends Fall Sprg Sum	\$1,850	\$464	\$0	(\$464)	-100.00%
Sum of Salaries		\$64,957	\$73,240	\$102,223	\$28,983	39.57%
Fringe Benefits						
5201001	00 Employer GTL Medical Vision	\$10,054	\$11,015	\$23,554	\$12,539	113.84%

Thru: 6/30/2022

<i>Object</i>	<i>Object Name</i>	<i>FY22 YTD</i>	<i>FY22 Budget</i>	<i>FY23 Budget</i>	<i>\$ Change</i>	<i>% Change</i>
5209000	55 Surs .5% Employer Contribution	\$305	\$730	\$726	(\$4)	-0.55%
5209000	60 Surs Federal Grant Obligation	\$1,064	\$0	\$0	\$0	#Num!
Sum of Fringe Benefits		\$11,423	\$11,745	\$24,280	\$12,535	106.73%
Outsourced & Contractual Services						
5309000	20 Other Contractual Services	\$19,362	\$20,000	\$20,000	\$0	0.00%
Sum of Outsourced & Contractual Servi		\$19,362	\$20,000	\$20,000	\$0	0.00%
Maintenance, Memberships, and Printing & Postage Supplies						
5401001	00 Office Supplies	\$3,203	\$150	\$150	\$0	0.00%
5401009	05 Supplies Bookstore	\$13	\$45	\$45	\$0	0.00%
5402000	00 Printing	\$480	\$100	\$200	\$100	100.00%
5408000	05 Food Purchases	\$222	\$0	\$0	\$0	#Num!
Sum of Maintenance, Memberships, and		\$3,918	\$295	\$395	\$100	33.90%
Travel, Meeting, Professional Development, and Recruitment						
5502000	05 In District Travel	\$17	\$200	\$200	\$0	0.00%
5502000	10 Out of District Travel	\$53	\$0	\$0	\$0	#Num!
5509000	15 Other Conf & Mtg Exp	\$150	\$0	\$0	\$0	#Num!
5509000	25 Job/College Fair	\$3,585	\$200	\$3,000	\$2,800	1400.00%
Sum of Travel, Meeting, Professional D		\$3,805	\$400	\$3,200	\$2,800	700.00%
Scholarships, Student Activities, and Waivers						
5909000	10 Tuition Refunds	\$385	\$0	\$0	\$0	#Num!
Sum of Scholarships, Student Activities,		\$385	\$0	\$0	\$0	#Num!
Net Total for Career Services		\$103,850	\$105,680	\$150,098	\$44,418	42.03%
Dept: 01-3020-303026 Department Name: Workforce Services						
Salaries						
5106002	00 PT Clerical Staff	\$25,932	\$34,169	\$35,162	\$993	2.91%
Sum of Salaries		\$25,932	\$34,169	\$35,162	\$993	2.91%
Fringe Benefits						
5209000	55 Surs .5% Employer Contribution	\$0	\$171	\$176	\$5	2.92%
Sum of Fringe Benefits		\$0	\$171	\$176	\$5	2.92%
Outsourced & Contractual Services						
5309000	20 Other Contractual Services	\$3,355	\$0	\$0	\$0	#Num!
Sum of Outsourced & Contractual Servi		\$3,355	\$0	\$0	\$0	#Num!
Net Total for Workforce Services		\$29,287	\$34,340	\$35,338	\$998	2.91%

Thru: 6/30/2022

<i>Object</i>	<i>Object Name</i>	<i>FY22 YTD</i>	<i>FY22 Budget</i>	<i>FY23 Budget</i>	<i>\$ Change</i>	<i>% Change</i>
Dept: 01-3020-303034 Department Name: Access & Disability Services						
Salaries						
5101001	00 FT Administrative Staff	\$116,426	\$129,851	\$127,285	(\$2,566)	-1.98%
5102001	00 FT Prof/Tech Staff	\$58,675	\$57,564	\$94,479	\$36,915	64.13%
5102002	00 PT Prof/Technical Staff	\$134,269	\$133,551	\$102,832	(\$30,719)	-23.00%
Sum of Salaries		\$309,370	\$320,966	\$324,596	\$3,630	1.13%
Fringe Benefits						
5201001	00 Employer GTL Medical Vision	\$55,846	\$62,798	\$62,582	(\$216)	-0.34%
5209000	55 Surs .5% Employer Contribution	\$869	\$1,370	\$1,585	\$215	15.69%
Sum of Fringe Benefits		\$56,715	\$64,168	\$64,167	(\$1)	0.00%
Outsourced & Contractual Services						
5309000	20 Other Contractual Services	\$3,071	\$8,700	\$36,500	\$27,800	319.53%
Sum of Outsourced & Contractual Servi		\$3,071	\$8,700	\$36,500	\$27,800	319.53%
Maintenance, Memberships, and Printing & Postage Supplies						
5401001	00 Office Supplies	\$198	\$500	\$500	\$0	0.00%
5401009	05 Supplies Bookstore	\$614	\$463	\$463	\$0	0.05%
5402000	00 Printing	\$206	\$165	\$300	\$135	81.82%
5406000	00 Publications & Dues	\$1,519	\$1,282	\$1,361	\$79	6.16%
5409000	00 Other Materials & Supplies	\$6,615	\$5,037	\$5,715	\$678	13.45%
Sum of Maintenance, Memberships, and		\$9,152	\$7,447	\$8,339	\$892	11.98%
Travel, Meeting, Professional Development, and Recruitment						
5501000	05 Meeting Expense In-District	\$610	\$610	\$600	(\$10)	-1.62%
5502000	10 Out of District Travel	\$136	\$283	\$750	\$467	165.02%
5509000	15 Other Conf & Mtg Exp	\$398	\$349	\$1,200	\$851	243.84%
Sum of Travel, Meeting, Professional D		\$1,144	\$1,242	\$2,550	\$1,308	105.34%
Fixed Charges, Rental, Property Insurance, and Debt Retirement						
5601002	00 MCC Conf Ctr Rental	\$0	\$50	\$50	\$0	0.00%
Sum of Fixed Charges, Rental, Property		\$0	\$50	\$50	\$0	0.00%
Net Total for Access & Disability Servi		\$379,453	\$402,573	\$436,202	\$33,629	8.35%

Dept: 01-3020-303036 Department Name: Deaf Services

Outsourced & Contractual Services

5309000	20 Other Contractual Services	\$50,343	\$15,000	\$65,000	\$50,000	333.33%
Sum of Outsourced & Contractual Servi		\$50,343	\$15,000	\$65,000	\$50,000	333.33%

Maintenance, Memberships, and Printing & Postage Supplies

Thru: 6/30/2022

<i>Object</i>	<i>Object Name</i>	<i>FY22 YTD</i>	<i>FY22 Budget</i>	<i>FY23 Budget</i>	<i>\$ Change</i>	<i>% Change</i>
5409000	00 Other Materials & Supplies	\$0	\$0	\$0	\$0	#Num!
Sum of Maintenance, Memberships, and		\$0	\$0	\$0	\$0	#Num!
Net Total for Deaf Services		\$50,343	\$15,000	\$65,000	\$50,000	333.33%

Dept: 01-3020-303060 Department Name: Counseling and Career Guidance

Salaries

5102001	00 FT Prof/Tech Staff	\$145,204	\$145,387	\$150,265	\$4,878	3.36%
Sum of Salaries		\$145,204	\$145,387	\$150,265	\$4,878	3.36%

Fringe Benefits

5201001	00 Employer GTL Medical Vision	\$26,021	\$56,973	\$39,538	(\$17,435)	-30.60%
5209000	55 Surs .5% Employer Contribution	\$710	\$974	\$751	(\$223)	-22.90%
Sum of Fringe Benefits		\$26,731	\$57,947	\$40,289	(\$17,658)	-30.47%

Outsourced & Contractual Services

5304000	05 Contractual Services	\$1,000	\$2,000	\$2,000	\$0	0.00%
Sum of Outsourced & Contractual Servi		\$1,000	\$2,000	\$2,000	\$0	0.00%

Maintenance, Memberships, and Printing & Postage Supplies

5401001	00 Office Supplies	\$4,397	\$180	\$1,000	\$820	455.56%
5401009	05 Supplies Bookstore	\$0	\$500	\$500	\$0	0.00%
5402000	00 Printing	\$442	\$800	\$500	(\$300)	-37.50%
5406000	00 Publications & Dues	\$0	\$150	\$150	\$0	0.00%
5408000	05 Food Purchases	\$2,224	\$3,000	\$4,000	\$1,000	33.33%
5409000	00 Other Materials & Supplies	\$1,378	\$3,200	\$3,200	\$0	0.00%
Sum of Maintenance, Memberships, and		\$8,442	\$7,830	\$9,350	\$1,520	19.41%

Travel, Meeting, Professional Development, and Recruitment

5501000	05 Meeting Expense In-District	\$0	\$224	\$50	(\$174)	-77.68%
5502000	05 In District Travel	\$28	\$0	\$0	\$0	#Num!
5509000	15 Other Conf & Mtg Exp	\$0	\$250	\$250	\$0	0.00%
Sum of Travel, Meeting, Professional D		\$28	\$474	\$300	(\$174)	-36.71%

Net Total for Counseling and Career G \$181,404 \$213,638 \$202,204 (\$11,434) -5.35%

Dept: 01-3020-303070 Department Name: Crisis Intervention & Prevention

Salaries

5102001	00 FT Prof/Tech Staff	\$78,942	\$118,852	\$92,687	(\$26,165)	-22.01%
5106002	00 PT Clerical Staff	\$3,868	\$0	\$0	\$0	#Num!
Sum of Salaries		\$82,810	\$118,852	\$92,687	(\$26,165)	-22.01%

Fringe Benefits

Thru: 6/30/2022

<i>Object</i>	<i>Object Name</i>	<i>FY22 YTD</i>	<i>FY22 Budget</i>	<i>FY23 Budget</i>	<i>\$ Change</i>	<i>% Change</i>
5201001	00 Employer GTL Medical Vision	\$12,615	\$108	\$48,884	\$48,776	45162.96%
5209000	55 Surs .5% Employer Contribution	\$413	\$592	\$463	(\$129)	-21.79%
5209000	60 Surs Federal Grant Obligation	\$188	\$0	\$0	\$0	#Num!
Sum of Fringe Benefits		\$13,216	\$700	\$49,347	\$48,647	6949.57%
Outsourced & Contractual Services						
5309000	20 Other Contractual Services	\$382	\$3,000	\$2,560	(\$440)	-14.67%
Sum of Outsourced & Contractual Servi		\$382	\$3,000	\$2,560	(\$440)	-14.67%
Maintenance, Memberships, and Printing & Postage Supplies						
5401001	00 Office Supplies	\$169	\$100	\$100	\$0	0.00%
5401009	05 Supplies Bookstore	\$0	\$100	\$100	\$0	0.00%
5402000	00 Printing	\$299	\$270	\$270	\$0	0.00%
5406000	00 Publications & Dues	\$719	\$360	\$800	\$440	122.22%
5408000	05 Food Purchases	\$0	\$1,500	\$1,500	\$0	0.00%
5409000	00 Other Materials & Supplies	\$173	\$0	\$0	\$0	#Num!
Sum of Maintenance, Memberships, and		\$1,360	\$2,330	\$2,770	\$440	18.88%
Travel, Meeting, Professional Development, and Recruitment						
5501000	05 Meeting Expense In-District	\$0	\$81	\$81	\$0	0.00%
5502000	05 In District Travel	\$0	\$68	\$68	\$0	0.00%
Sum of Travel, Meeting, Professional D		\$0	\$149	\$149	\$0	0.00%
Net Total for Crisis Intervention & Pre		\$97,768	\$125,031	\$147,513	\$22,482	17.98%

Dept: 01-3040-302025 Department Name: Financial Aid

Salaries

5101001	00 FT Administrative Staff	\$85,105	\$84,707	\$87,164	\$2,457	2.90%
5102001	00 FT Prof/Tech Staff	\$243,648	\$274,896	\$265,895	(\$9,001)	-3.27%
5106002	00 PT Clerical Staff	\$33,381	\$31,547	\$41,092	\$9,545	30.26%
Sum of Salaries		\$362,134	\$391,150	\$394,151	\$3,001	0.77%

Fringe Benefits

5201001	00 Employer GTL Medical Vision	\$108,131	\$137,058	\$167,751	\$30,693	22.39%
5209000	55 Surs .5% Employer Contribution	\$1,617	\$1,655	\$1,970	\$315	19.03%
Sum of Fringe Benefits		\$109,748	\$138,713	\$169,721	\$31,008	22.35%

Outsourced & Contractual Services

5309000	20 Other Contractual Services	\$15,890	\$19,150	\$13,200	(\$5,950)	-31.07%
Sum of Outsourced & Contractual Servi		\$15,890	\$19,150	\$13,200	(\$5,950)	-31.07%

Maintenance, Memberships, and Printing & Postage Supplies

5401001	00 Office Supplies	\$334	\$1,000	\$1,000	\$0	0.00%
---------	--------------------	-------	---------	---------	-----	-------

Thru: 6/30/2022

<i>Object</i>	<i>Object Name</i>	<i>FY22 YTD</i>	<i>FY22 Budget</i>	<i>FY23 Budget</i>	<i>\$ Change</i>	<i>% Change</i>
5401009	05 Supplies Bookstore	\$1,071	\$1,200	\$1,200	\$0	0.00%
5402000	00 Printing	\$12	\$500	\$500	\$0	0.00%
5404003	00 Postage	\$94	\$100	\$100	\$0	0.00%
5406000	00 Publications & Dues	\$6,842	\$4,500	\$4,800	\$300	6.67%
Sum of Maintenance, Memberships, and		\$8,353	\$7,300	\$7,600	\$300	4.11%
Travel, Meeting, Professional Development, and Recruitment						
5502000	05 In District Travel	\$0	\$22	\$50	\$28	127.27%
5502000	10 Out of District Travel	\$0	\$673	\$1,500	\$827	122.88%
5509000	15 Other Conf & Mtg Exp	\$0	\$224	\$500	\$276	123.21%
Sum of Travel, Meeting, Professional D		\$0	\$919	\$2,050	\$1,131	123.07%
Net Total for Financial Aid		\$496,125	\$557,232	\$586,722	\$29,490	5.29%

Dept: 01-3060-303030 Department Name: Phi Theta Kappa

Salaries

5103004	20 Non-Instructional Overload	\$4,200	\$11,000	\$5,000	(\$6,000)	-54.55%
Sum of Salaries		\$4,200	\$11,000	\$5,000	(\$6,000)	-54.55%

Fringe Benefits

5201001	00 Employer GTL Medical Vision	\$443	\$0	\$0	\$0	#Num!
5209000	55 Surs .5% Employer Contribution	\$21	\$55	\$25	(\$30)	-54.55%
Sum of Fringe Benefits		\$464	\$55	\$25	(\$30)	-54.55%

Maintenance, Memberships, and Printing & Postage Supplies

5401001	00 Office Supplies	\$183	\$150	\$150	\$0	0.00%
5401009	05 Supplies Bookstore	\$12	\$100	\$100	\$0	0.00%
5402000	00 Printing	\$18	\$100	\$100	\$0	0.00%
Sum of Maintenance, Memberships, and		\$213	\$350	\$350	\$0	0.00%

Travel, Meeting, Professional Development, and Recruitment

5501000	05 Meeting Expense In-District	\$129	\$0	\$0	\$0	#Num!
5502000	10 Out of District Travel	\$6,452	\$4,000	\$8,000	\$4,000	100.00%
5509000	15 Other Conf & Mtg Exp	\$2,060	\$2,513	\$2,500	(\$13)	-0.52%
Sum of Travel, Meeting, Professional D		\$8,641	\$6,513	\$10,500	\$3,987	61.22%

Scholarships, Student Activities, and Waivers

5909000	12 Phi Theta Kappa	\$0	\$500	\$500	\$0	0.00%
Sum of Scholarships, Student Activities,		\$0	\$500	\$500	\$0	0.00%

Net Total for Phi Theta Kappa **\$13,517** **\$18,418** **\$16,375** **(\$2,043)** **-11.09%**

Dept: 01-3060-303038 Department Name: Multicultural Affairs

Thru: 6/30/2022

<i>Object</i>	<i>Object Name</i>	<i>FY22 YTD</i>	<i>FY22 Budget</i>	<i>FY23 Budget</i>	<i>\$ Change</i>	<i>% Change</i>
Salaries						
5102001	00 FT Prof/Tech Staff	\$38,250	\$52,736	\$52,479	(\$257)	-0.49%
Sum of Salaries		\$38,250	\$52,736	\$52,479	(\$257)	-0.49%
Fringe Benefits						
5201001	00 Employer GTL Medical Vision	\$66	\$11,015	\$90	(\$10,925)	-99.18%
5209000	55 Surs .5% Employer Contribution	\$181	\$528	\$262	(\$266)	-50.38%
Sum of Fringe Benefits		\$247	\$11,543	\$352	(\$11,191)	-96.95%
Outsourced & Contractual Services						
5309000	20 Other Contractual Services	\$11,915	\$14,200	\$13,000	(\$1,200)	-8.45%
Sum of Outsourced & Contractual Servi		\$11,915	\$14,200	\$13,000	(\$1,200)	-8.45%
Maintenance, Memberships, and Printing & Postage Supplies						
5401001	00 Office Supplies	\$1,698	\$2,300	\$2,800	\$500	21.74%
5401009	05 Supplies Bookstore	\$0	\$1,000	\$500	(\$500)	-50.00%
5402000	00 Printing	\$1,587	\$1,000	\$1,000	\$0	0.00%
5406000	00 Publications & Dues	\$50	\$1,000	\$1,000	\$0	0.00%
5408000	05 Food Purchases	\$5,784	\$7,500	\$9,500	\$2,000	26.67%
5409000	00 Other Materials & Supplies	\$252	\$300	\$0	(\$300)	-100.00%
Sum of Maintenance, Memberships, and		\$9,370	\$13,100	\$14,800	\$1,700	12.98%
Travel, Meeting, Professional Development, and Recruitment						
5501000	05 Meeting Expense In-District	\$0	\$90	\$90	\$0	0.00%
5502000	05 In District Travel	\$0	\$108	\$108	\$0	0.00%
5502000	10 Out of District Travel	\$1,384	\$0	\$0	\$0	#Num!
Sum of Travel, Meeting, Professional D		\$1,384	\$198	\$198	\$0	0.00%
Net Total for Multicultural Affairs		\$61,166	\$91,777	\$80,829	(\$10,948)	-11.93%

Dept: 01-3060-303039 **Department Name:** Student Veteran Resource Center

Maintenance, Memberships, and Printing & Postage Supplies						
5401001	00 Office Supplies	\$0	\$300	\$300	\$0	0.00%
5401009	05 Supplies Bookstore	\$0	\$300	\$0	(\$300)	-100.00%
5402000	00 Printing	\$0	\$50	\$50	\$0	0.00%
5406000	00 Publications & Dues	\$0	\$150	\$0	(\$150)	-100.00%
5408000	05 Food Purchases	\$173	\$200	\$650	\$450	225.00%
Sum of Maintenance, Memberships, and		\$173	\$1,000	\$1,000	\$0	0.00%
Travel, Meeting, Professional Development, and Recruitment						
5502000	05 In District Travel	\$0	\$45	\$45	\$0	0.00%
Sum of Travel, Meeting, Professional D		\$0	\$45	\$45	\$0	0.00%

Thru: 6/30/2022

<i>Object</i>	<i>Object Name</i>	<i>FY22 YTD</i>	<i>FY22 Budget</i>	<i>FY23 Budget</i>	<i>\$ Change</i>	<i>% Change</i>
Net Total for Student Veteran Resource		\$173	\$1,045	\$1,045	\$0	0.00%

Dept: 01-3060-303040 Department Name: Literary Magazine

Salaries

5103001	10 FT Stipends Fall Spring Summer	\$2,500	\$0	\$0	\$0	#Num!
Sum of Salaries		\$2,500	\$0	\$0	\$0	#Num!

Fringe Benefits

5201001	00 Employer GTL Medical Vision	\$391	\$0	\$0	\$0	#Num!
5209000	55 Surs .5% Employer Contribution	\$13	\$0	\$0	\$0	#Num!
Sum of Fringe Benefits		\$404	\$0	\$0	\$0	#Num!

Outsourced & Contractual Services

5309000	20 Other Contractual Services	\$2,000	\$2,000	\$900	(\$1,100)	-55.00%
Sum of Outsourced & Contractual Servi		\$2,000	\$2,000	\$900	(\$1,100)	-55.00%

Maintenance, Memberships, and Printing & Postage Supplies

5402000	00 Printing	\$4,306	\$4,298	\$5,398	\$1,100	25.59%
Sum of Maintenance, Memberships, and		\$4,306	\$4,298	\$5,398	\$1,100	25.59%

Net Total for Literary Magazine		\$9,210	\$6,298	\$6,298	\$0	0.00%
--	--	---------	---------	---------	-----	-------

Dept: 01-3060-303042 Department Name: Student Life & Campus Activity

Salaries

5102001	00 FT Prof/Tech Staff	\$41,269	\$57,415	\$55,000	(\$2,415)	-4.21%
Sum of Salaries		\$41,269	\$57,415	\$55,000	(\$2,415)	-4.21%

Fringe Benefits

5201001	00 Employer GTL Medical Vision	\$5,912	\$10,903	\$28,736	\$17,833	163.56%
5209000	55 Surs .5% Employer Contribution	\$202	\$574	\$275	(\$299)	-52.09%
Sum of Fringe Benefits		\$6,115	\$11,477	\$29,011	\$17,534	152.78%

Outsourced & Contractual Services

5309000	20 Other Contractual Services	\$32,250	\$27,000	\$40,000	\$13,000	48.15%
Sum of Outsourced & Contractual Servi		\$32,250	\$27,000	\$40,000	\$13,000	48.15%

Maintenance, Memberships, and Printing & Postage Supplies

5401001	00 Office Supplies	\$29,001	\$26,944	\$13,944	(\$13,000)	-48.25%
5401009	05 Supplies Bookstore	\$866	\$2,849	\$2,849	\$0	0.00%
5402000	00 Printing	\$748	\$1,170	\$1,170	\$0	0.00%
5406000	00 Publications & Dues	\$5,026	\$5,098	\$5,098	\$0	0.00%
5408000	05 Food Purchases	\$18,274	\$21,398	\$22,898	\$1,500	7.01%
5409000	00 Other Materials & Supplies	\$670	\$0	\$0	\$0	#Num!

Thru: 6/30/2022

<i>Object</i>	<i>Object Name</i>	<i>FY22 YTD</i>	<i>FY22 Budget</i>	<i>FY23 Budget</i>	<i>\$ Change</i>	<i>% Change</i>
Sum of Maintenance, Memberships, and		\$54,584	\$57,459	\$45,959	(\$11,500)	-20.01%
Travel, Meeting, Professional Development, and Recruitment						
5501000	05 Meeting Expense In-District	\$790	\$2,621	\$2,621	\$0	0.00%
5502000	05 In District Travel	\$17	\$81	\$81	\$0	0.00%
5502000	10 Out of District Travel	\$2,084	\$3,230	\$3,230	\$0	0.00%
5509000	15 Other Conf & Mtg Exp	\$3,169	\$3,634	\$3,634	\$0	0.00%
Sum of Travel, Meeting, Professional D		\$6,061	\$9,566	\$9,566	\$0	0.00%
Scholarships, Student Activities, and Waivers						
5909000	10 Tuition Refunds	\$2,375	\$0	\$0	\$0	#Num!
Sum of Scholarships, Student Activities,		\$2,375	\$0	\$0	\$0	#Num!
Net Total for Student Life & Campus A		\$142,653	\$162,917	\$179,536	\$16,619	10.20%

Dept: 01-3060-303044 Department Name: Student Senate

Outsourced & Contractual Services

5309000	20 Other Contractual Services	\$500	\$2,000	\$2,000	\$0	0.00%
Sum of Outsourced & Contractual Servi		\$500	\$2,000	\$2,000	\$0	0.00%

Maintenance, Memberships, and Printing & Postage Supplies

5401001	00 Office Supplies	\$0	\$500	\$500	\$0	0.00%
5406000	00 Publications & Dues	\$0	\$300	\$300	\$0	0.00%
5408000	05 Food Purchases	\$835	\$1,024	\$1,024	\$0	0.00%
5409000	00 Other Materials & Supplies	\$0	\$0	\$0	\$0	#Num!
Sum of Maintenance, Memberships, and		\$835	\$1,824	\$1,824	\$0	0.00%

Travel, Meeting, Professional Development, and Recruitment

5501000	05 Meeting Expense In-District	\$0	\$182	\$182	\$0	0.00%
5502000	10 Out of District Travel	\$0	\$898	\$898	\$0	0.00%
5509000	15 Other Conf & Mtg Exp	\$0	\$898	\$898	\$0	0.00%
Sum of Travel, Meeting, Professional D		\$0	\$1,978	\$1,978	\$0	0.00%

Net Total for Student Senate \$1,335 \$5,802 \$5,802 \$0 0.00%

Dept: 01-3060-303046 Department Name: Student Activity

Maintenance, Memberships, and Printing & Postage Supplies

5401001	00 Office Supplies	\$762	\$0	\$800	\$800	#Div/0!
Sum of Maintenance, Memberships, and		\$762	\$0	\$800	\$800	#Div/0!

Net Total for Student Activity \$762 \$0 \$800 \$800 #Div/0!

Dept: 01-3080-302040 Department Name: Veterans Affairs

Thru: 6/30/2022

<i>Object</i>	<i>Object Name</i>	<i>FY22 YTD</i>	<i>FY22 Budget</i>	<i>FY23 Budget</i>	<i>\$ Change</i>	<i>% Change</i>
Travel, Meeting, Professional Development, and Recruitment						
5509000	15 Other Conf & Mtg Exp	\$1,000	\$0	\$0	\$0	#Num!
Sum of Travel, Meeting, Professional D		\$1,000	\$0	\$0	\$0	#Num!
Net Total for Veterans Affairs		\$1,000	\$0	\$0	\$0	#Num!

Dept: 01-3080-303017 **Department Name: New Student Welcome**

Outsourced & Contractual Services

5309000	20 Other Contractual Services	\$0	\$4,498	\$4,498	\$0	0.00%
Sum of Outsourced & Contractual Servi		\$0	\$4,498	\$4,498	\$0	0.00%

Maintenance, Memberships, and Printing & Postage Supplies

5401001	00 Office Supplies	\$0	\$1,979	\$1,979	\$0	0.00%
5401002	35 Supplies - General	\$0	\$360	\$360	\$0	0.00%
5401009	05 Supplies Bookstore	\$100	\$3,023	\$3,023	\$0	0.00%
5402000	00 Printing	\$390	\$323	\$323	\$0	0.00%
5408000	05 Food Purchases	\$1,260	\$8,097	\$8,097	\$0	0.00%
Sum of Maintenance, Memberships, and		\$1,750	\$13,782	\$13,782	\$0	0.00%
Net Total for New Student Welcome		\$1,750	\$18,280	\$18,280	\$0	0.00%

Dept: 01-3090-303043 **Department Name: Student Conduct**

Salaries

5101001	00 FT Administrative Staff	\$71,736	\$71,400	\$73,471	\$2,071	2.90%
5102001	00 FT Prof/Tech Staff	\$91,698	\$0	\$90,386	\$90,386	#Div/0!
Sum of Salaries		\$163,433	\$71,400	\$163,857	\$92,457	129.49%

Fringe Benefits

5201001	00 Employer GTL Medical Vision	\$12,261	\$108	\$12,680	\$12,572	11640.74%
5209000	55 Surs .5% Employer Contribution	\$811	\$607	\$819	\$212	34.93%
Sum of Fringe Benefits		\$13,072	\$715	\$13,499	\$12,784	1787.97%

Outsourced & Contractual Services

5309000	20 Other Contractual Services	\$0	\$2,699	\$2,699	\$0	0.00%
Sum of Outsourced & Contractual Servi		\$0	\$2,699	\$2,699	\$0	0.00%

Maintenance, Memberships, and Printing & Postage Supplies

5401001	00 Office Supplies	\$349	\$500	\$500	\$0	0.00%
5401009	05 Supplies Bookstore	\$0	\$100	\$100	\$0	0.00%
5402000	00 Printing	\$218	\$200	\$200	\$0	0.00%
5406000	00 Publications & Dues	\$0	\$360	\$360	\$0	0.00%
5408000	05 Food Purchases	\$0	\$100	\$2,000	\$1,900	1900.00%

Thru: 6/30/2022

<i>Object</i>	<i>Object Name</i>	<i>FY22 YTD</i>	<i>FY22 Budget</i>	<i>FY23 Budget</i>	<i>\$ Change</i>	<i>% Change</i>
Sum of Maintenance, Memberships, and		\$567	\$1,260	\$3,160	\$1,900	150.79%
Travel, Meeting, Professional Development, and Recruitment						
5509000	15 Other Conf & Mtg Exp	\$225	\$0	\$0	\$0	#Num!
Sum of Travel, Meeting, Professional D		\$225	\$0	\$0	\$0	#Num!
Net Total for Student Conduct		\$177,298	\$76,074	\$183,215	\$107,141	140.84%

Dept: 01-4010-000000 Department Name: General

Fringe Benefits

5299900	50 State Allocated SURS	(\$1,603)	\$0	\$0	\$0	#Num!
Sum of Fringe Benefits		(\$1,603)	\$0	\$0	\$0	#Num!
Net Total for General		(\$1,603)	\$0	\$0	\$0	#Num!

Dept: 01-4010-401010 Department Name: Social & Public Svc

Maintenance, Memberships, and Printing & Postage Supplies

5401009	05 Supplies Bookstore	\$5	\$0	\$0	\$0	#Num!
Sum of Maintenance, Memberships, and		\$5	\$0	\$0	\$0	#Num!
Net Total for Social & Public Svc		\$5	\$0	\$0	\$0	#Num!

Dept: 01-4010-401012 Department Name: Adult Education

Salaries

5101001	00 FT Administrative Staff	\$84,875	\$86,000	\$88,494	\$2,494	2.90%
5102001	00 FT Prof/Tech Staff	\$72,553	\$119,428	\$86,950	(\$32,478)	-27.19%
5102002	00 PT Prof/Technical Staff	\$0	\$16,000	\$0	(\$16,000)	-100.00%
5103002	05 PT Instructional Other	\$65,495	\$90,000	\$90,000	\$0	0.00%
5103002	15 PT Stipends Fall Sprg Sum	\$7,662	\$10,609	\$20,463	\$9,854	92.88%
5106002	00 PT Clerical Staff	\$10,892	\$0	\$28,707	\$28,707	#Div/0!
Sum of Salaries		\$241,478	\$322,037	\$314,614	(\$7,423)	-2.31%

Fringe Benefits

5201001	00 Employer GTL Medical Vision	\$49,728	\$80,948	\$65,511	(\$15,437)	-19.07%
5209000	55 Surs .5% Employer Contribution	\$781	\$1,261	\$1,578	\$317	25.14%
5209000	60 Surs Federal Grant Obligation	\$4,042	\$0	\$0	\$0	#Num!
Sum of Fringe Benefits		\$54,551	\$82,209	\$67,089	(\$15,120)	-18.39%

Outsourced & Contractual Services

5309000	20 Other Contractual Services	\$12,341	\$8,996	\$20,407	\$11,411	126.85%
Sum of Outsourced & Contractual Servi		\$12,341	\$8,996	\$20,407	\$11,411	126.85%

Maintenance, Memberships, and Printing & Postage Supplies

Thru: 6/30/2022

<i>Object</i>	<i>Object Name</i>	<i>FY22 YTD</i>	<i>FY22 Budget</i>	<i>FY23 Budget</i>	<i>\$ Change</i>	<i>% Change</i>
5401001	00 Office Supplies	\$6,431	\$2,000	\$2,000	\$0	0.00%
5401002	00 Instructional Supplies	\$797	\$1,500	\$1,500	\$0	0.00%
5401009	05 Supplies Bookstore	\$0	\$400	\$400	\$0	0.00%
5402000	00 Printing	\$12	\$450	\$1,000	\$550	122.22%
5404003	00 Postage	\$0	\$100	\$100	\$0	0.00%
Sum of Maintenance, Memberships, and		\$7,240	\$4,450	\$5,000	\$550	12.36%

Travel, Meeting, Professional Development, and Recruitment

5501000	05 Meeting Expense In-District	\$831	\$90	\$90	\$0	0.00%
5502000	05 In District Travel	\$294	\$90	\$90	\$0	0.00%
5502000	10 Out of District Travel	\$3,189	\$269	\$269	\$0	0.00%
5504000	10 Recruitment - Background Check	\$0	\$180	\$180	\$0	0.00%
5509000	15 Other Conf & Mtg Exp	\$2,233	\$0	\$0	\$0	#Num!
Sum of Travel, Meeting, Professional D		\$6,547	\$629	\$629	\$0	0.00%

Net Total for Adult Education \$322,157 \$418,321 \$407,739 (\$10,582) -2.53%

Dept: 01-4010-401030 Department Name: Kids & College

Salaries

5103001	10 FT Stipends Fall Spring Summer	\$0	\$5,000	\$0	(\$5,000)	-100.00%
5103002	05 PT Instructional Other	\$2,139	\$31,930	\$30,000	(\$1,930)	-6.04%
5103002	15 PT Stipends Fall Sprg Sum	\$11,795	\$39,000	\$36,000	(\$3,000)	-7.69%
Sum of Salaries		\$13,934	\$75,930	\$66,000	(\$9,930)	-13.08%

Fringe Benefits

5209000	55 Surs .5% Employer Contribution	\$0	\$380	\$330	(\$50)	-13.16%
Sum of Fringe Benefits		\$0	\$380	\$330	(\$50)	-13.16%

Outsourced & Contractual Services

5309000	20 Other Contractual Services	\$1,500	\$6,000	\$6,000	\$0	0.00%
Sum of Outsourced & Contractual Servi		\$1,500	\$6,000	\$6,000	\$0	0.00%

Maintenance, Memberships, and Printing & Postage Supplies

5401001	00 Office Supplies	\$0	\$1,000	\$1,000	\$0	0.00%
5401002	00 Instructional Supplies	\$2,144	\$11,000	\$11,000	\$0	0.00%
5402000	00 Printing	\$58	\$0	\$0	\$0	#Num!
5407000	00 Advertising	\$65	\$1,000	\$1,000	\$0	0.00%
5408000	05 Food Purchases	\$0	\$300	\$300	\$0	0.00%
Sum of Maintenance, Memberships, and		\$2,266	\$13,300	\$13,300	\$0	0.00%

Travel, Meeting, Professional Development, and Recruitment

5502000	05 In District Travel	\$0	\$180	\$180	\$0	0.00%
Sum of Travel, Meeting, Professional D		\$0	\$180	\$180	\$0	0.00%

Thru: 6/30/2022

<i>Object</i>	<i>Object Name</i>	<i>FY22 YTD</i>	<i>FY22 Budget</i>	<i>FY23 Budget</i>	<i>\$ Change</i>	<i>% Change</i>
Net Total for Kids & College		\$17,700	\$95,790	\$85,810	(\$9,980)	-10.42%

Dept: 01-4010-401032 Department Name: Workforce and Community Developme

Salaries

5101001	00 FT Administrative Staff	\$188,182	\$209,272	\$102,769	(\$106,503)	-50.89%
5103002	15 PT Stipends Fall Sprg Sum	\$0	\$5,449	\$55	(\$5,394)	-98.99%
5106001	00 FT Clerical Staff	\$21,706	\$0	\$96,786	\$96,786	#Div/0!
Sum of Salaries		\$209,887	\$214,721	\$199,610	(\$15,111)	-7.04%

Fringe Benefits

5201001	00 Employer GTL Medical Vision	\$45,402	\$52,031	\$44,076	(\$7,955)	-15.29%
5209000	55 Surs .5% Employer Contribution	\$1,041	\$1,071	\$998	(\$73)	-6.82%
Sum of Fringe Benefits		\$46,443	\$53,102	\$45,074	(\$8,028)	-15.12%

Maintenance, Memberships, and Printing & Postage Supplies

5401009	05 Supplies Bookstore	\$0	\$0	\$18,000	\$18,000	#Div/0!
Sum of Maintenance, Memberships, and		\$0	\$0	\$18,000	\$18,000	#Div/0!

Net Total for Workforce and Communi		\$256,331	\$267,823	\$262,684	(\$5,139)	-1.92%
--	--	------------------	------------------	------------------	------------------	---------------

Dept: 01-4010-401034 Department Name: Fitness Center

Salaries

5102001	00 FT Prof/Tech Staff	\$131,651	\$129,225	\$133,505	\$4,280	3.31%
Sum of Salaries		\$131,651	\$129,225	\$133,505	\$4,280	3.31%

Fringe Benefits

5201001	00 Employer GTL Medical Vision	\$57,511	\$60,793	\$87,957	\$27,164	44.68%
5209000	55 Surs .5% Employer Contribution	\$648	\$923	\$667	(\$256)	-27.74%
Sum of Fringe Benefits		\$58,159	\$61,716	\$88,624	\$26,908	43.60%

Outsourced & Contractual Services

5304000	10 Contract Maintenance Services	\$0	\$0	\$2,700	\$2,700	#Div/0!
5306000	00 Office Services	\$0	\$2,800	\$0	(\$2,800)	-100.00%
5309000	20 Other Contractual Services	\$2,459	\$2,600	\$2,600	\$0	0.00%
Sum of Outsourced & Contractual Servi		\$2,459	\$5,400	\$5,300	(\$100)	-1.85%

Maintenance, Memberships, and Printing & Postage Supplies

5401001	00 Office Supplies	\$2,132	\$2,000	\$2,000	\$0	0.00%
5401002	35 Supplies - General			\$5,200		
5401009	05 Supplies Bookstore	\$0	\$100	\$50	(\$50)	-50.00%
5402000	00 Printing	\$17	\$100	\$50	(\$50)	-50.00%
5404002	00 Computer Software	\$0	\$300	\$0	(\$300)	-100.00%
5406000	00 Publications & Dues	\$130	\$378	\$420	\$42	11.11%

Thru: 6/30/2022

<i>Object</i>	<i>Object Name</i>	<i>FY22 YTD</i>	<i>FY22 Budget</i>	<i>FY23 Budget</i>	<i>\$ Change</i>	<i>% Change</i>
Sum of Maintenance, Memberships, and		\$2,278	\$2,878	\$7,720	\$4,842	168.24%
Travel, Meeting, Professional Development, and Recruitment						
5501000	05 Meeting Expense In-District	\$1	\$0	\$0	\$0	#Num!
5509000	15 Other Conf & Mtg Exp	\$0	\$68	\$100	\$32	47.06%
Sum of Travel, Meeting, Professional D		\$1	\$68	\$100	\$32	47.06%
Capital Outlay						
5806000	00 Equipment - Instructional	\$2,000	\$0	\$0	\$0	#Num!
Sum of Capital Outlay		\$2,000	\$0	\$0	\$0	#Num!
Net Total for Fitness Center		\$196,548	\$199,287	\$235,249	\$35,962	18.05%
Dept: 01-4030-401016 Department Name: SBDC. Mtch 1 Fed						
Salaries						
5101001	00 FT Administrative Staff	\$5,630	\$0	\$13,377	\$13,377	#Div/0!
5106002	00 PT Clerical Staff	\$268	\$0	\$0	\$0	#Num!
Sum of Salaries		\$5,898	\$0	\$13,377	\$13,377	#Div/0!
Fringe Benefits						
5201001	00 Employer GTL Medical Vision	\$26,452	\$0	\$4,785	\$4,785	#Div/0!
5209000	55 Surs .5% Employer Contribution	\$224	\$0	\$67	\$67	#Div/0!
5209000	60 Surs Federal Grant Obligation	\$650	\$0	\$0	\$0	#Num!
Sum of Fringe Benefits		\$27,326	\$0	\$4,852	\$4,852	#Div/0!
Outsourced & Contractual Services						
5302000	00 Consultants	\$20,839	\$15,782	\$15,782	\$0	0.00%
Sum of Outsourced & Contractual Servi		\$20,839	\$15,782	\$15,782	\$0	0.00%
Maintenance, Memberships, and Printing & Postage Supplies						
5401001	00 Office Supplies	\$454	\$0	\$0	\$0	#Num!
5402000	00 Printing	\$3	\$848	\$848	\$0	0.00%
5406000	00 Publications & Dues	\$2,391	\$2,000	\$1,500	(\$500)	-25.00%
Sum of Maintenance, Memberships, and		\$2,848	\$2,848	\$2,348	(\$500)	-17.56%
Travel, Meeting, Professional Development, and Recruitment						
5501000	05 Meeting Expense In-District	\$207	\$0	\$0	\$0	#Num!
5502000	05 In District Travel	\$327	\$500	\$500	\$0	0.00%
5509000	15 Other Conf & Mtg Exp	\$449	\$500	\$1,770	\$1,270	254.00%
Sum of Travel, Meeting, Professional D		\$983	\$1,000	\$2,270	\$1,270	127.00%
Net Total for SBDC. Mtch 1 Fed		\$57,893	\$19,630	\$38,629	\$18,999	96.79%

Thru: 6/30/2022

<i>Object</i>	<i>Object Name</i>	<i>FY22 YTD</i>	<i>FY22 Budget</i>	<i>FY23 Budget</i>	<i>\$ Change</i>	<i>% Change</i>
Dept: 01-4040-404010		Department Name: Sustainability				
Salaries						
5101001	00 FT Administrative Staff	\$86,876	\$96,423	\$99,219	\$2,796	2.90%
5103002	15 PT Stipends Fall Sprg Sum	\$0	\$9,582	\$1,000	(\$8,582)	-89.56%
Sum of Salaries		\$86,876	\$106,005	\$100,219	(\$5,786)	-5.46%
Fringe Benefits						
5201001	00 Employer GTL Medical Vision	\$24,920	\$26,609	\$24,617	(\$1,992)	-7.49%
5209000	55 Surs .5% Employer Contribution	\$482	\$528	\$501	(\$27)	-5.11%
Sum of Fringe Benefits		\$25,402	\$27,137	\$25,118	(\$2,019)	-7.44%
Outsourced & Contractual Services						
5309000	20 Other Contractual Services	\$8,920	\$2,900	\$10,000	\$7,100	244.83%
Sum of Outsourced & Contractual Servi		\$8,920	\$2,900	\$10,000	\$7,100	244.83%
Maintenance, Memberships, and Printing & Postage Supplies						
5401001	00 Office Supplies	\$1,408	\$2,500	\$2,500	\$0	0.00%
5402000	00 Printing	\$1,384	\$3,500	\$5,000	\$1,500	42.86%
5406000	00 Publications & Dues	\$3,802	\$6,000	\$3,500	(\$2,500)	-41.67%
5407000	00 Advertising	\$6,504	\$10,500	\$5,000	(\$5,500)	-52.38%
5409000	00 Other Materials & Supplies	\$9,348	\$8,100	\$3,000	(\$5,100)	-62.96%
Sum of Maintenance, Memberships, and		\$22,446	\$30,600	\$19,000	(\$11,600)	-37.91%
Travel, Meeting, Professional Development, and Recruitment						
5501000	05 Meeting Expense In-District	\$0	\$225	\$225	\$0	0.00%
5502000	10 Out of District Travel	\$198	\$675	\$675	\$0	0.00%
5509000	15 Other Conf & Mtg Exp	\$380	\$675	\$675	\$0	0.00%
Sum of Travel, Meeting, Professional D		\$578	\$1,575	\$1,575	\$0	0.00%
Fixed Charges, Rental, Property Insurance, and Debt Retirement						
5601002	00 MCC Conf Ctr Rental	\$0	\$500	\$200	(\$300)	-60.00%
5602000	00 Rental - Equipment	\$11	\$0	\$0	\$0	#Num!
Sum of Fixed Charges, Rental, Property		\$11	\$500	\$200	(\$300)	-60.00%
Scholarships, Student Activities, and Waivers						
5909000	70 Corporate Sponsorships	\$600	\$500	\$1,000	\$500	100.00%
Sum of Scholarships, Student Activities,		\$600	\$500	\$1,000	\$500	100.00%
Net Total for Sustainability		\$144,833	\$169,217	\$157,112	(\$12,105)	-7.15%

Dept: 01-7010-000000 **Department Name: General**

Fringe Benefits

Thru: 6/30/2022

<i>Object</i>	<i>Object Name</i>	<i>FY22 YTD</i>	<i>FY22 Budget</i>	<i>FY23 Budget</i>	<i>\$ Change</i>	<i>% Change</i>
5299900	50 State Allocated SURS	(\$974)	\$0	\$0	\$0	#Num!
	Sum of Fringe Benefits	(\$974)	\$0	\$0	\$0	#Num!
	Net Total for General	(\$974)	\$0	\$0	\$0	#Num!

Dept: 01-8010-000000 **Department Name: General**

Fringe Benefits

5299900	50 State Allocated SURS	(\$10,521)	\$0	\$0	\$0	#Num!
	Sum of Fringe Benefits	(\$10,521)	\$0	\$0	\$0	#Num!
	Net Total for General	(\$10,521)	\$0	\$0	\$0	#Num!

Dept: 01-8010-501012 **Department Name: Executive Office**

Salaries

5101001	00 FT Administrative Staff	\$301,318	\$275,373	\$296,448	\$21,075	7.65%
5102001	00 FT Prof/Tech Staff	\$63,462	\$75,000	\$77,175	\$2,175	2.90%
5103001	10 FT Stipends Fall Spring Summer	\$4,500	\$0	\$0	\$0	#Num!
5103002	15 PT Stipends Fall Sprg Sum	\$450	\$0	\$0	\$0	#Num!
	Sum of Salaries	\$369,730	\$350,373	\$373,623	\$23,250	6.64%

Fringe Benefits

5201001	00 Employer GTL Medical Vision	\$49,762	\$57,251	\$62,677	\$5,426	9.48%
5209000	55 Surs .5% Employer Contribution	\$1,749	\$1,720	\$1,868	\$148	8.60%
5209000	75 Employer match 403B	\$26,500	\$17,520	\$20,500	\$2,980	17.01%
	Sum of Fringe Benefits	\$78,011	\$76,491	\$85,045	\$8,554	11.18%

Outsourced & Contractual Services

5302000	00 Consultants	\$0	\$5,000	\$12,500	\$7,500	150.00%
5309000	20 Other Contractual Services	\$28,592	\$5,000	\$12,500	\$7,500	150.00%
	Sum of Outsourced & Contractual Servi	\$28,592	\$10,000	\$25,000	\$15,000	150.00%

Maintenance, Memberships, and Printing & Postage Supplies

5401001	00 Office Supplies	\$1,421	\$5,000	\$2,500	(\$2,500)	-50.00%
5401002	35 Supplies - General	\$147	\$0	\$0	\$0	#Num!
5401009	05 Supplies Bookstore	\$12	\$270	\$250	(\$20)	-7.41%
5402000	00 Printing	\$66	\$1,200	\$500	(\$700)	-58.33%
5404003	00 Postage	\$0	\$300	\$250	(\$50)	-16.67%
5405000	05 Books	\$65	\$180	\$200	\$20	11.11%
5406000	00 Publications & Dues	\$218	\$1,000	\$2,000	\$1,000	100.00%
5409000	00 Other Materials & Supplies	\$515	\$0	\$0	\$0	#Num!
	Sum of Maintenance, Memberships, and	\$2,445	\$7,950	\$5,700	(\$2,250)	-28.30%

Travel, Meeting, Professional Development, and Recruitment

Thru: 6/30/2022

<i>Object</i>	<i>Object Name</i>	<i>FY22 YTD</i>	<i>FY22 Budget</i>	<i>FY23 Budget</i>	<i>\$ Change</i>	<i>% Change</i>
5501000	05 Meeting Expense In-District	\$3,070	\$650	\$600	(\$50)	-7.69%
5502000	05 In District Travel	\$141	\$449	\$400	(\$49)	-10.91%
5502000	10 Out of District Travel	\$796	\$3,590	\$4,000	\$410	11.42%
5509000	15 Other Conf & Mtg Exp	\$740	\$1,500	\$2,000	\$500	33.33%
Sum of Travel, Meeting, Professional D		\$4,747	\$6,189	\$7,000	\$811	13.10%

Scholarships, Student Activities, and Waivers

5909000	00 Other Expenditures	\$0	\$5,000	\$2,500	(\$2,500)	-50.00%
Sum of Scholarships, Student Activities,		\$0	\$5,000	\$2,500	(\$2,500)	-50.00%
Net Total for Executive Office		\$483,525	\$456,003	\$498,868	\$42,865	9.40%

Dept: 01-8010-501013 Department Name: DEBI-Diversity Eq Belong Inc

Salaries

5101001	00 FT Administrative Staff			\$125,000		
Sum of Salaries				\$125,000		

Fringe Benefits

5201001	00 Employer GTL Medical Vision			\$26,233		
Sum of Fringe Benefits				\$26,233		
Net Total for DEBI-Diversity Eq Belon				\$151,233		

Dept: 01-8010-501042 Department Name: Strategic Initiatives

Outsourced & Contractual Services

5302000	00 Consultants	\$3,359	\$21,433	\$20,000	(\$1,433)	-6.69%
5309000	20 Other Contractual Services	\$3,567	\$3,567	\$0	(\$3,567)	-100.00%
Sum of Outsourced & Contractual Servi		\$6,925	\$25,000	\$20,000	(\$5,000)	-20.00%
Net Total for Strategic Initiatives		\$6,925	\$25,000	\$20,000	(\$5,000)	-20.00%

Dept: 01-8020-501010 Department Name: Duplication

Salaries

5102001	00 FT Prof/Tech Staff	\$4,567	\$45,603	\$0	(\$45,603)	-100.00%
Sum of Salaries		\$4,567	\$45,603	\$0	(\$45,603)	-100.00%

Fringe Benefits

5201001	00 Employer GTL Medical Vision	\$2,770	\$30,521	\$0	(\$30,521)	-100.00%
5209000	55 Surs .5% Employer Contribution	\$30	\$228	\$0	(\$228)	-100.00%
Sum of Fringe Benefits		\$2,800	\$30,749	\$0	(\$30,749)	-100.00%

Outsourced & Contractual Services

5304000	10 Contract Maintenance Services	\$5,495	\$15,000	\$57,000	\$42,000	280.00%
---------	----------------------------------	---------	----------	----------	----------	---------

Thru: 6/30/2022

<i>Object</i>	<i>Object Name</i>	<i>FY22 YTD</i>	<i>FY22 Budget</i>	<i>FY23 Budget</i>	<i>\$ Change</i>	<i>% Change</i>
5309000	20 Other Contractual Services	\$31,665	\$3,500	\$3,500	\$0	0.00%
Sum of Outsourced & Contractual Servi		\$37,160	\$18,500	\$60,500	\$42,000	227.03%
Maintenance, Memberships, and Printing & Postage Supplies						
5401001	00 Office Supplies	\$21,552	\$35,000	\$42,000	\$7,000	20.00%
5401001	55 Copy Center Chargebacks	(\$31,932)	(\$40,000)	\$0	\$40,000	-100.00%
5401009	05 Supplies Bookstore	\$0	\$250	\$250	\$0	0.00%
5402000	00 Printing	\$11,726	\$20,500	\$25,000	\$4,500	21.95%
5404002	00 Computer Software	\$0	\$1,200	\$1,200	\$0	0.00%
Sum of Maintenance, Memberships, and		\$1,345	\$16,950	\$68,450	\$51,500	303.83%
Capital Outlay						
5805000	00 Equipment - Office	\$11,096	\$0	\$0	\$0	#Num!
5806000	05 Repl Equip--Instructional	\$0	\$5,000	\$5,000	\$0	0.00%
Sum of Capital Outlay		\$11,096	\$5,000	\$5,000	\$0	0.00%
Net Total for Duplication		\$56,968	\$116,802	\$133,950	\$17,148	14.68%

Dept: 01-8020-501020 Department Name: Resource Develmnt

Salaries

5101001	00 FT Administrative Staff	\$84,154	\$82,320	\$86,189	\$3,869	4.70%
5102001	00 FT Prof/Tech Staff	\$35,141	\$60,000	\$49,227	(\$10,773)	-17.96%
Sum of Salaries		\$119,295	\$142,320	\$135,416	(\$6,904)	-4.85%

Fringe Benefits

5201001	00 Employer GTL Medical Vision	\$18,499	\$44,568	\$18,187	(\$26,381)	-59.19%
5209000	55 Surs .5% Employer Contribution	\$592	\$710	\$677	(\$33)	-4.65%
Sum of Fringe Benefits		\$19,091	\$45,278	\$18,864	(\$26,414)	-58.34%

Maintenance, Memberships, and Printing & Postage Supplies

5401001	00 Office Supplies	\$303	\$300	\$300	\$0	0.00%
5402000	00 Printing	\$3	\$100	\$100	\$0	0.00%
5404003	00 Postage	\$31	\$100	\$100	\$0	0.00%
5406000	00 Publications & Dues	\$1,210	\$2,500	\$2,000	(\$500)	-20.00%
Sum of Maintenance, Memberships, and		\$1,547	\$3,000	\$2,500	(\$500)	-16.67%

Travel, Meeting, Professional Development, and Recruitment

5501000	05 Meeting Expense In-District	\$0	\$75	\$75	\$0	0.00%
5502000	05 In District Travel	\$13	\$100	\$100	\$0	0.00%
5502000	10 Out of District Travel	\$0	\$1,000	\$2,500	\$1,500	150.00%
5509000	05 Staff Development			\$10,000		
5509000	15 Other Conf & Mtg Exp	\$1,679	\$1,250	\$6,750	\$5,500	440.00%
Sum of Travel, Meeting, Professional D		\$1,692	\$2,425	\$19,425	\$17,000	701.03%

Thru: 6/30/2022

<i>Object</i>	<i>Object Name</i>	<i>FY22 YTD</i>	<i>FY22 Budget</i>	<i>FY23 Budget</i>	<i>\$ Change</i>	<i>% Change</i>
Net Total for Resource Develmnt		\$141,625	\$193,023	\$176,205	(\$16,818)	-8.71%

Dept: 01-8020-501028 Department Name: Mailroom

Salaries

5106001	00 FT Clerical Staff	\$47,182	\$46,445	\$47,793	\$1,348	2.90%
5106002	00 PT Clerical Staff	\$0	\$18,000	\$0	(\$18,000)	-100.00%
Sum of Salaries		\$47,182	\$64,445	\$47,793	(\$16,652)	-25.84%

Fringe Benefits

5201001	00 Employer GTL Medical Vision	\$27,950	\$28,936	\$27,897	(\$1,039)	-3.59%
5209000	55 Surs .5% Employer Contribution	\$232	\$232	\$239	\$7	3.02%
Sum of Fringe Benefits		\$28,183	\$29,168	\$28,136	(\$1,032)	-3.54%

Maintenance, Memberships, and Printing & Postage Supplies

5401001	00 Office Supplies	\$83	\$0	\$0	\$0	#Num!
5401009	05 Supplies Bookstore	\$0	\$135	\$0	(\$135)	-100.00%
5404003	00 Postage	\$38,104	\$53,978	\$57,215	\$3,237	6.00%
5404003	05 U. P. S.	\$5,820	\$26,989	\$15,000	(\$11,989)	-44.42%
5406000	00 Publications & Dues	\$0	\$90	\$100	\$10	11.11%
Sum of Maintenance, Memberships, and		\$44,007	\$81,192	\$72,315	(\$8,877)	-10.93%

Travel, Meeting, Professional Development, and Recruitment

5501000	05 Meeting Expense In-District	\$0	\$32	\$50	\$18	56.25%
5502000	05 In District Travel	\$0	\$64	\$75	\$11	17.19%
5509000	15 Other Conf & Mtg Exp	\$0	\$64	\$75	\$11	17.19%
Sum of Travel, Meeting, Professional D		\$0	\$160	\$200	\$40	25.00%

Fixed Charges, Rental, Property Insurance, and Debt Retirement

5606000	00 Lease Principal Retirements	\$15,204	\$20,000	\$20,000	\$0	0.00%
Sum of Fixed Charges, Rental, Property		\$15,204	\$20,000	\$20,000	\$0	0.00%

Utilities

5705000	00 Telephone	\$0	\$1,100	\$1,000	(\$100)	-9.09%
Sum of Utilities		\$0	\$1,100	\$1,000	(\$100)	-9.09%

Net Total for Mailroom		\$134,576	\$196,065	\$169,444	(\$26,621)	-13.58%
-------------------------------	--	------------------	------------------	------------------	-------------------	----------------

Dept: 01-8020-502010 Department Name: Bursar Office

Salaries

5102001	00 FT Prof/Tech Staff	\$93,048	\$113,193	\$110,236	(\$2,957)	-2.61%
Sum of Salaries		\$93,048	\$113,193	\$110,236	(\$2,957)	-2.61%

Fringe Benefits

Thru: 6/30/2022

<i>Object</i>	<i>Object Name</i>	<i>FY22 YTD</i>	<i>FY22 Budget</i>	<i>FY23 Budget</i>	<i>\$ Change</i>	<i>% Change</i>
5201001	00 Employer GTL Medical Vision	\$28,508	\$45,324	\$50,567	\$5,243	11.57%
5209000	55 Surs .5% Employer Contribution	\$458	\$566	\$551	(\$15)	-2.65%
Sum of Fringe Benefits		\$28,967	\$45,890	\$51,118	\$5,228	11.39%
Outsourced & Contractual Services						
5309000	20 Other Contractual Services	\$5,836	\$9,000	\$9,000	\$0	0.00%
Sum of Outsourced & Contractual Servi		\$5,836	\$9,000	\$9,000	\$0	0.00%
Maintenance, Memberships, and Printing & Postage Supplies						
5401001	00 Office Supplies	\$2,622	\$450	\$450	\$0	0.00%
5401009	05 Supplies Bookstore	\$0	\$25	\$25	\$0	0.00%
5402000	00 Printing	\$34	\$0	\$0	\$0	#Num!
Sum of Maintenance, Memberships, and		\$2,656	\$475	\$475	\$0	0.00%
Travel, Meeting, Professional Development, and Recruitment						
5502000	10 Out of District Travel	\$0	\$225	\$0	(\$225)	-100.00%
5509000	15 Other Conf & Mtg Exp	\$0	\$225	\$225	\$0	0.00%
Sum of Travel, Meeting, Professional D		\$0	\$450	\$225	(\$225)	-50.00%
Net Total for Bursar Office		\$130,507	\$169,008	\$171,054	\$2,046	1.21%

Dept: 01-8020-502015 Department Name: Business Office

Salaries

5101001	00 FT Administrative Staff	\$125,676	\$125,088	\$128,716	\$3,628	2.90%
5102001	00 FT Prof/Tech Staff	\$335,032	\$358,946	\$334,029	(\$24,917)	-6.94%
5102002	00 PT Prof/Technical Staff	\$32,705	\$31,997	\$33,066	\$1,069	3.34%
5106001	00 FT Clerical Staff	\$42,745	\$0	\$43,341	\$43,341	#Div/0!
Sum of Salaries		\$536,158	\$516,031	\$539,152	\$23,121	4.48%

Fringe Benefits

5201001	00 Employer GTL Medical Vision	\$88,586	\$103,057	\$102,690	(\$367)	-0.36%
5209000	55 Surs .5% Employer Contribution	\$2,457	\$2,368	\$2,696	\$328	13.85%
Sum of Fringe Benefits		\$91,043	\$105,425	\$105,386	(\$39)	-0.04%

Maintenance, Memberships, and Printing & Postage Supplies

5401001	00 Office Supplies	\$1,325	\$2,250	\$5,000	\$2,750	122.22%
5401009	05 Supplies Bookstore	\$0	\$45	\$50	\$5	11.11%
5402000	00 Printing	\$5	\$100	\$100	\$0	0.00%
5404002	00 Computer Software	\$20	\$0	\$0	\$0	#Num!
5404003	00 Postage	\$50	\$0	\$0	\$0	#Num!
5406000	00 Publications & Dues	\$275	\$250	\$250	\$0	0.00%
Sum of Maintenance, Memberships, and		\$1,675	\$2,645	\$5,400	\$2,755	104.16%

Thru: 6/30/2022

<i>Object</i>	<i>Object Name</i>	<i>FY22 YTD</i>	<i>FY22 Budget</i>	<i>FY23 Budget</i>	<i>\$ Change</i>	<i>% Change</i>
Travel, Meeting, Professional Development, and Recruitment						
5502000	10 Out of District Travel	\$1,940	\$900	\$0	(\$900)	-100.00%
5509000	15 Other Conf & Mtg Exp	\$0	\$900	\$900	\$0	0.00%
Sum of Travel, Meeting, Professional D		\$1,940	\$1,800	\$900	(\$900)	-50.00%
Net Total for Business Office		\$630,816	\$625,901	\$650,838	\$24,937	3.98%

Dept: 01-8020-502025 **Department Name: Chief Fin Officer/Treasurer**

Salaries

5101001	00 FT Administrative Staff	\$171,601	\$170,798	\$175,751	\$4,953	2.90%
5102001	00 FT Prof/Tech Staff	\$35,683	\$68,827	\$35,412	(\$33,415)	-48.55%
Sum of Salaries		\$207,283	\$239,625	\$211,163	(\$28,462)	-11.88%

Fringe Benefits

5201001	00 Employer GTL Medical Vision	\$38,942	\$47,730	\$38,565	(\$9,165)	-19.20%
5209000	55 Surs .5% Employer Contribution	\$1,030	\$1,182	\$1,056	(\$126)	-10.66%
Sum of Fringe Benefits		\$39,972	\$48,912	\$39,621	(\$9,291)	-19.00%

Outsourced & Contractual Services

5304000	10 Contract Maintenance Services	\$0	\$800	\$800	\$0	0.00%
5309000	20 Other Contractual Services	\$0	\$5,000	\$5,000	\$0	0.00%
Sum of Outsourced & Contractual Servi		\$0	\$5,800	\$5,800	\$0	0.00%

Maintenance, Memberships, and Printing & Postage Supplies

5401001	00 Office Supplies	\$1,418	\$2,250	\$2,250	\$0	0.00%
5401009	05 Supplies Bookstore	\$0	\$50	\$50	\$0	0.00%
5402000	00 Printing	\$29	\$500	\$500	\$0	0.00%
5404002	00 Computer Software	\$0	\$3,000	\$3,000	\$0	0.00%
5404003	00 Postage	\$0	\$50	\$50	\$0	0.00%
5406000	00 Publications & Dues	\$5,264	\$4,000	\$4,000	\$0	0.00%
Sum of Maintenance, Memberships, and		\$6,711	\$9,850	\$9,850	\$0	0.00%

Travel, Meeting, Professional Development, and Recruitment

5501000	05 Meeting Expense In-District	\$0	\$224	\$224	\$0	0.00%
5502000	10 Out of District Travel	\$94	\$750	\$750	\$0	0.00%
5509000	15 Other Conf & Mtg Exp	\$288	\$250	\$250	\$0	0.00%
Sum of Travel, Meeting, Professional D		\$382	\$1,224	\$1,224	\$0	0.00%

Net Total for Chief Fin Officer/Treasur \$254,348 \$305,411 \$267,658 (\$37,753) -12.36%

Dept: 01-8020-502030 **Department Name: Business Services & Purch**

Salaries

5101001	00 FT Administrative Staff	\$58,155	\$108,540	\$92,610	(\$15,930)	-14.68%
---------	----------------------------	----------	-----------	----------	------------	---------

Thru: 6/30/2022

<i>Object</i>	<i>Object Name</i>	<i>FY22 YTD</i>	<i>FY22 Budget</i>	<i>FY23 Budget</i>	<i>\$ Change</i>	<i>% Change</i>
5102001	00 FT Prof/Tech Staff	\$47,783	\$46,904	\$48,457	\$1,553	3.31%
Sum of Salaries		\$105,938	\$155,444	\$141,067	(\$14,377)	-9.25%
Fringe Benefits						
5201001	00 Employer GTL Medical Vision	\$15,415	\$21,060	\$35,802	\$14,742	70.00%
5209000	55 Surs .5% Employer Contribution	\$527	\$776	\$705	(\$71)	-9.15%
Sum of Fringe Benefits		\$15,942	\$21,836	\$36,507	\$14,671	67.19%
Outsourced & Contractual Services						
5304000	10 Contract Maintenance Services	\$865	\$25,000	\$25,000	\$0	0.00%
5309000	20 Other Contractual Services	\$51,465	\$0	\$0	\$0	#Num!
Sum of Outsourced & Contractual Servi		\$52,330	\$25,000	\$25,000	\$0	0.00%
Maintenance, Memberships, and Printing & Postage Supplies						
5401001	00 Office Supplies	\$1,380	\$3,149	\$3,000	(\$149)	-4.73%
5401009	05 Supplies Bookstore	\$14	\$50	\$50	\$0	0.00%
5404003	00 Postage	\$1,388	\$90	\$90	\$0	0.00%
5406000	00 Publications & Dues	\$1,102	\$1,066	\$1,000	(\$66)	-6.19%
Sum of Maintenance, Memberships, and		\$3,883	\$4,355	\$4,140	(\$215)	-4.94%
Travel, Meeting, Professional Development, and Recruitment						
5501000	05 Meeting Expense In-District	\$0	\$162	\$150	(\$12)	-7.41%
5502000	05 In District Travel	\$6	\$0	\$0	\$0	#Num!
5502000	10 Out of District Travel	\$0	\$162	\$150	(\$12)	-7.41%
5509000	15 Other Conf & Mtg Exp	\$40	\$58	\$75	\$17	29.31%
Sum of Travel, Meeting, Professional D		\$46	\$382	\$375	(\$7)	-1.83%
Net Total for Business Services & Purc		\$178,140	\$207,017	\$207,089	\$72	0.03%

Dept: 01-8030-501022 **Department Name: Foundation Supt**

Salaries

5101001	00 FT Administrative Staff	\$95,419	\$141,253	\$97,727	(\$43,526)	-30.81%
5102001	00 FT Prof/Tech Staff	\$167,425	\$116,163	\$167,634	\$51,471	44.31%
Sum of Salaries		\$262,844	\$257,416	\$265,361	\$7,945	3.09%

Fringe Benefits

5201001	00 Employer GTL Medical Vision	\$36,655	\$52,559	\$36,128	(\$16,431)	-31.26%
5209000	55 Surs .5% Employer Contribution	\$1,301	\$1,328	\$1,327	(\$1)	-0.08%
Sum of Fringe Benefits		\$37,956	\$53,887	\$37,455	(\$16,432)	-30.49%

Outsourced & Contractual Services

5304000	10 Contract Maintenance Services	\$941	\$5,000	\$5,000	\$0	0.00%
5309000	20 Other Contractual Services	\$35,519	\$47,000	\$47,500	\$500	1.06%

Thru: 6/30/2022

<i>Object</i>	<i>Object Name</i>	<i>FY22 YTD</i>	<i>FY22 Budget</i>	<i>FY23 Budget</i>	<i>\$ Change</i>	<i>% Change</i>
Sum of Outsourced & Contractual Servi		\$36,460	\$52,000	\$52,500	\$500	0.96%
Maintenance, Memberships, and Printing & Postage Supplies						
5401001	00 Office Supplies	\$46	\$450	\$450	\$0	0.00%
5401009	05 Supplies Bookstore	\$0	\$250	\$250	\$0	0.00%
5402000	00 Printing	\$4,320	\$10,000	\$15,000	\$5,000	50.00%
5404003	00 Postage	\$2,196	\$1,500	\$1,500	\$0	0.00%
5406000	00 Publications & Dues	\$200	\$500	\$500	\$0	0.00%
Sum of Maintenance, Memberships, and		\$6,762	\$12,700	\$17,700	\$5,000	39.37%
Travel, Meeting, Professional Development, and Recruitment						
5501000	05 Meeting Expense In-District	\$729	\$250	\$2,500	\$2,250	900.00%
5501000	10 Chamber Meeting Expense In-Dis	\$0	\$150	\$150	\$0	0.00%
5502000	05 In District Travel	\$0	\$125	\$125	\$0	0.00%
5502000	10 Out of District Travel	\$0	\$1,250	\$1,500	\$250	20.00%
5509000	15 Other Conf & Mtg Exp	\$475	\$1,750	\$1,750	\$0	0.00%
Sum of Travel, Meeting, Professional D		\$1,204	\$3,525	\$6,025	\$2,500	70.92%
Fixed Charges, Rental, Property Insurance, and Debt Retirement						
5601002	00 MCC Conf Ctr Rental	\$0	\$150	\$150	\$0	0.00%
Sum of Fixed Charges, Rental, Property		\$0	\$150	\$150	\$0	0.00%
Scholarships, Student Activities, and Waivers						
5909000	58 Graduation	\$1,400	\$5,000	\$7,500	\$2,500	50.00%
Sum of Scholarships, Student Activities,		\$1,400	\$5,000	\$7,500	\$2,500	50.00%
Net Total for Foundation Supt		\$346,626	\$384,678	\$386,691	\$2,013	0.52%
Dept: 01-8030-501032 Department Name: Marketing & Public Relatn						
Salaries						
5101001	00 FT Administrative Staff	\$105,275	\$106,828	\$109,926	\$3,098	2.90%
5102001	00 FT Prof/Tech Staff	\$434,284	\$506,676	\$393,667	(\$113,009)	-22.30%
Sum of Salaries		\$539,559	\$613,504	\$503,593	(\$109,911)	-17.92%
Fringe Benefits						
5201001	00 Employer GTL Medical Vision	\$133,051	\$158,279	\$162,807	\$4,528	2.86%
5209000	55 Surs .5% Employer Contribution	\$2,671	\$3,066	\$2,519	(\$547)	-17.84%
Sum of Fringe Benefits		\$135,722	\$161,345	\$165,326	\$3,981	2.47%
Outsourced & Contractual Services						
5302000	00 Consultants	\$4,500	\$10,000	\$10,000	\$0	0.00%
5304000	05 Contractual Services			\$60,000		
5304000	10 Contract Maintenance Services	\$0	\$500	\$500	\$0	0.00%

Thru: 6/30/2022

<i>Object</i>	<i>Object Name</i>	<i>FY22 YTD</i>	<i>FY22 Budget</i>	<i>FY23 Budget</i>	<i>\$ Change</i>	<i>% Change</i>
5306000	00 Office Services	\$12	\$1,200	\$1,200	\$0	0.00%
5309000	20 Other Contractual Services	\$110,520	\$70,000	\$75,000	\$5,000	7.14%
Sum of Outsourced & Contractual Servi		\$115,032	\$81,700	\$146,700	\$65,000	79.56%
Maintenance, Memberships, and Printing & Postage Supplies						
5401001	00 Office Supplies	\$3,858	\$6,500	\$6,500	\$0	0.00%
5401009	05 Supplies Bookstore	\$4	\$5,000	\$5,000	\$0	0.00%
5402000	00 Printing	\$18,380	\$0	\$0	\$0	#Num!
5402000	05 Printing - Credit Schedule	\$998	\$0	\$0	\$0	#Num!
5402000	10 Printing - Non-Credit Schedule	\$47,763	\$38,000	\$38,000	\$0	0.00%
5402000	15 Printing - College Catalog	\$0	\$12,500	\$15,000	\$2,500	20.00%
5402000	20 Printing - Non-Credit Division	\$0	\$10,000	\$10,000	\$0	0.00%
5402000	25 Printing-Institutional	\$53,264	\$66,500	\$72,500	\$6,000	9.02%
5404002	00 Computer Software	\$4,177	\$6,000	\$7,500	\$1,500	25.00%
5404003	00 Postage	\$89,512	\$52,000	\$60,000	\$8,000	15.38%
5405000	05 Books	\$294	\$0	\$0	\$0	#Num!
5406000	00 Publications & Dues	\$3,294	\$1,000	\$1,000	\$0	0.00%
5407000	00 Advertising	\$108,313	\$120,500	\$125,000	\$4,500	3.73%
5407000	05 Photography Expense	\$18,135	\$25,000	\$27,500	\$2,500	10.00%
Sum of Maintenance, Memberships, and		\$347,991	\$343,000	\$368,000	\$25,000	7.29%
Travel, Meeting, Professional Development, and Recruitment						
5501000	05 Meeting Expense In-District	\$0	\$450	\$750	\$300	66.67%
5502000	05 In District Travel	\$120	\$125	\$150	\$25	20.00%
5502000	10 Out of District Travel	\$26	\$1,000	\$2,000	\$1,000	100.00%
5509000	15 Other Conf & Mtg Exp	\$1,399	\$3,750	\$5,500	\$1,750	46.67%
Sum of Travel, Meeting, Professional D		\$1,545	\$5,325	\$8,400	\$3,075	57.75%
Capital Outlay						
5805000	00 Equipment - Office	\$0	\$5,500	\$5,000	(\$500)	-9.09%
5809000	00 Other Capital Outlay			\$6,500		
Sum of Capital Outlay		\$0	\$5,500	\$11,500	\$6,000	109.09%
Net Total for Marketing & Public Relat		\$1,139,849	\$1,210,374	\$1,203,519	(\$6,855)	-0.57%

Dept: 01-8040-501036 Department Name: Campus Safety

Salaries

5101001	00 FT Administrative Staff	\$101,089	\$117,500	\$102,900	(\$14,600)	-12.43%
5102001	00 FT Prof/Tech Staff	\$319,712	\$355,086	\$311,447	(\$43,639)	-12.29%
5102002	00 PT Prof/Technical Staff	\$21,255	\$24,000	\$20,868	(\$3,132)	-13.05%
5106001	10 FT Service Staff	\$48,376	\$45,332	\$46,659	\$1,327	2.93%
Sum of Salaries		\$490,433	\$541,918	\$481,874	(\$60,044)	-11.08%

Thru: 6/30/2022

<i>Object</i>	<i>Object Name</i>	<i>FY22 YTD</i>	<i>FY22 Budget</i>	<i>FY23 Budget</i>	<i>\$ Change</i>	<i>% Change</i>
Fringe Benefits						
5201001	00 Employer GTL Medical Vision	\$167,782	\$172,423	\$203,238	\$30,815	17.87%
5209000	55 Surs .5% Employer Contribution	\$2,318	\$2,593	\$2,408	(\$185)	-7.13%
Sum of Fringe Benefits		\$170,100	\$175,016	\$205,646	\$30,630	17.50%
Outsourced & Contractual Services						
5309000	20 Other Contractual Services	\$30,757	\$40,000	\$40,000	\$0	0.00%
Sum of Outsourced & Contractual Servi		\$30,757	\$40,000	\$40,000	\$0	0.00%
Maintenance, Memberships, and Printing & Postage Supplies						
5401001	00 Office Supplies	\$10,027	\$11,000	\$11,000	\$0	0.00%
5401009	05 Supplies Bookstore	\$0	\$150	\$150	\$0	0.00%
5402000	00 Printing	\$17	\$50	\$50	\$0	0.00%
5406000	00 Publications & Dues	\$1,260	\$2,000	\$2,000	\$0	0.00%
5409000	00 Other Materials & Supplies	\$6,141	\$8,000	\$8,000	\$0	0.00%
Sum of Maintenance, Memberships, and		\$17,446	\$21,200	\$21,200	\$0	0.00%
Travel, Meeting, Professional Development, and Recruitment						
5501000	05 Meeting Expense In-District	\$0	\$300	\$300	\$0	0.00%
5502000	05 In District Travel	\$0	\$150	\$150	\$0	0.00%
5502000	10 Out of District Travel	\$0	\$2,000	\$2,000	\$0	0.00%
5509000	15 Other Conf & Mtg Exp	\$558	\$2,000	\$2,000	\$0	0.00%
Sum of Travel, Meeting, Professional D		\$558	\$4,450	\$4,450	\$0	0.00%
Utilities						
5705000	00 Telephone	\$0	\$3,036	\$3,036	\$0	0.00%
Sum of Utilities		\$0	\$3,036	\$3,036	\$0	0.00%
Net Total for Campus Safety		\$709,293	\$785,620	\$756,206	(\$29,414)	-3.74%

Dept: 01-8040-503010 Department Name: Human Resources

Salaries

5101001	00 FT Administrative Staff	\$409,199	\$456,819	\$514,301	\$57,482	12.58%
5102001	00 FT Prof/Tech Staff	\$117,543	\$287,472	\$167,628	(\$119,844)	-41.69%
5103002	15 PT Stipends Fall Sprg Sum	\$0	\$10,000	\$10,000	\$0	0.00%
5106001	00 FT Clerical Staff	\$106,129	\$96,698	\$86,147	(\$10,551)	-10.91%
5109000	60 Sign On Bonus	\$13,050	\$0	\$35,000	\$35,000	#Div/0!
Sum of Salaries		\$645,921	\$850,989	\$813,076	(\$37,913)	-4.46%

Fringe Benefits

5201001	00 Employer GTL Medical Vision	\$127,405	\$205,753	\$157,901	(\$47,852)	-23.26%
5209000	55 Surs .5% Employer Contribution	\$3,187	\$3,602	\$4,514	\$912	25.32%

Thru: 6/30/2022

<i>Object</i>	<i>Object Name</i>	<i>FY22 YTD</i>	<i>FY22 Budget</i>	<i>FY23 Budget</i>	<i>\$ Change</i>	<i>% Change</i>
Sum of Fringe Benefits		\$130,592	\$209,355	\$162,415	(\$46,940)	-22.42%
Outsourced & Contractual Services						
5302000	00 Consultants	\$13,365	\$0	\$15,000	\$15,000	#Div/0!
5304000	05 Contractual Services			\$30,000		
5309000	20 Other Contractual Services	\$41,948	\$80,000	\$75,000	(\$5,000)	-6.25%
Sum of Outsourced & Contractual Servi		\$55,313	\$80,000	\$120,000	\$40,000	50.00%
Maintenance, Memberships, and Printing & Postage Supplies						
5401001	00 Office Supplies	\$4,678	\$5,000	\$5,000	\$0	0.00%
5401005	00 Accomodation Suppli	\$0	\$1,000	\$1,000	\$0	0.00%
5401009	05 Supplies Bookstore	\$3,527	\$750	\$4,000	\$3,250	433.33%
5402000	00 Printing	\$23	\$1,000	\$750	(\$250)	-25.00%
5404002	00 Computer Software	\$4,725	\$10,000	\$10,000	\$0	0.00%
5404002	05 Software Purchases			\$65,000		
5404003	00 Postage	\$0	\$750	\$750	\$0	0.00%
5406000	00 Publications & Dues	\$2,064	\$6,500	\$6,500	\$0	0.00%
5409000	00 Other Materials & Supplies	\$1,653	\$11,500	\$11,500	\$0	0.00%
Sum of Maintenance, Memberships, and		\$16,670	\$36,500	\$104,500	\$68,000	186.30%
Travel, Meeting, Professional Development, and Recruitment						
5501000	05 Meeting Expense In-District	\$8,404	\$15,000	\$15,000	\$0	0.00%
5502000	05 In District Travel	\$0	\$500	\$500	\$0	0.00%
5502000	10 Out of District Travel	\$0	\$3,500	\$3,500	\$0	0.00%
5504000	00 Recruitment	\$52,252	\$40,000	\$40,000	\$0	0.00%
5504000	10 Recruitment - Background Check	\$4,213	\$5,000	\$5,000	\$0	0.00%
5504000	15 Relocation/Moving Expenses	\$3,462	\$0	\$5,000	\$5,000	#Div/0!
5509000	15 Other Conf & Mtg Exp	\$1,622	\$3,000	\$3,000	\$0	0.00%
Sum of Travel, Meeting, Professional D		\$69,953	\$67,000	\$72,000	\$5,000	7.46%
Capital Outlay						
5809000	00 Other Capital Outlay			\$10,000		
Sum of Capital Outlay				\$10,000		
Scholarships, Student Activities, and Waivers						
5909001	00 Rewards and Recognition	\$20,661	\$50,000	\$50,000	\$0	0.00%
Sum of Scholarships, Student Activities,		\$20,661	\$50,000	\$50,000	\$0	0.00%
Net Total for Human Resources		\$939,109	\$1,293,844	\$1,331,991	\$38,147	2.95%

Dept: 01-8050-501014 Department Name: Board Of Trustees

Outsourced & Contractual Services

5309000	05 Board Expense	\$3,721	\$10,000	\$10,000	\$0	0.00%
---------	------------------	---------	----------	----------	-----	-------

Thru: 6/30/2022

<i>Object</i>	<i>Object Name</i>	<i>FY22 YTD</i>	<i>FY22 Budget</i>	<i>FY23 Budget</i>	<i>\$ Change</i>	<i>% Change</i>
Sum of Outsourced & Contractual Servi		\$3,721	\$10,000	\$10,000	\$0	0.00%
Maintenance, Memberships, and Printing & Postage Supplies						
5401001	00 Office Supplies	\$91	\$1,000	\$500	(\$500)	-50.00%
5402000	00 Printing	\$229	\$100	\$250	\$150	150.00%
5404003	00 Postage	\$0	\$100	\$100	\$0	0.00%
Sum of Maintenance, Memberships, and		\$319	\$1,200	\$850	(\$350)	-29.17%
Travel, Meeting, Professional Development, and Recruitment						
5501000	05 Meeting Expense In-District	\$0	\$336	\$500	\$164	48.81%
5502000	10 Out of District Travel	\$0	\$3,250	\$3,000	(\$250)	-7.69%
5509000	15 Other Conf & Mtg Exp	\$300	\$1,750	\$2,000	\$250	14.29%
Sum of Travel, Meeting, Professional D		\$300	\$5,336	\$5,500	\$164	3.07%
Net Total for Board Of Trustees		\$4,340	\$16,536	\$16,350	(\$186)	-1.12%

Dept: 01-8060-501015 Department Name: Incident Response

Salaries

5103002	20 Stipends - Other	\$7,582	\$0	\$0	\$0	#Num!
Sum of Salaries		\$7,582	\$0	\$0	\$0	#Num!

Fringe Benefits

5201001	00 Employer GTL Medical Vision	\$1,352	\$0	\$0	\$0	#Num!
Sum of Fringe Benefits		\$1,352	\$0	\$0	\$0	#Num!

Outsourced & Contractual Services

5304000	10 Contract Maintenance Services	\$3,482	\$0	\$0	\$0	#Num!
5309000	20 Other Contractual Services	\$64,021	\$0	\$0	\$0	#Num!
Sum of Outsourced & Contractual Servi		\$67,503	\$0	\$0	\$0	#Num!

Maintenance, Memberships, and Printing & Postage Supplies

5404002	00 Computer Software	\$8,176	\$0	\$0	\$0	#Num!
5409000	00 Other Materials & Supplies	\$3,689	\$0	\$0	\$0	#Num!
Sum of Maintenance, Memberships, and		\$11,865	\$0	\$0	\$0	#Num!

Travel, Meeting, Professional Development, and Recruitment

5502000	10 Out of District Travel	\$0	\$0	\$0	\$0	#Num!
Sum of Travel, Meeting, Professional D		\$0	\$0	\$0	\$0	#Num!

Net Total for Incident Response \$88,302 \$0 \$0 \$0 \$0 #Num!

Dept: 01-8060-501016 Department Name: General Institutional Exp

Salaries

Thru: 6/30/2022

<i>Object</i>	<i>Object Name</i>	<i>FY22 YTD</i>	<i>FY22 Budget</i>	<i>FY23 Budget</i>	<i>\$ Change</i>	<i>% Change</i>
5101001	01 FT Admin Vacancy Allowance	\$0	(\$130,709)	(\$131,008)	(\$299)	0.23%
5102001	01 FT Prof Vacancy Allowance	\$0	(\$130,709)	(\$131,008)	(\$299)	0.23%
5103002	06 PT Instruct Vacancy Allowance	\$0	(\$261,418)	(\$262,016)	(\$598)	0.23%
5106001	01 FT Clerical Vacancy Allowance	\$0	(\$130,709)	(\$131,008)	(\$299)	0.23%
5109000	40 Faculty Tuition Stipend	\$0	\$95,000	\$98,000	\$3,000	3.16%
5109000	50 Other Compensation	\$3,139	\$0	\$0	\$0	#Num!
Sum of Salaries		\$3,139	(\$558,545)	(\$557,040)	\$1,505	-0.27%

Fringe Benefits

5201001	00 Employer GTL Medical Vision	\$1,314	(\$500,000)	(\$1,200,000)	(\$700,000)	140.00%
5207000	05 Tuition Waiver - Admin.	\$5,126	\$3,000	\$3,000	\$0	0.00%
5207000	10 Tuition Waiver - Faculty	\$18,280	\$15,500	\$15,500	\$0	0.00%
5207000	15 Tuition Waiver - Staff	\$36,361	\$32,500	\$32,500	\$0	0.00%
5207000	20 Tuition Waiver - Admin Depend	\$16,569	\$10,000	\$10,000	\$0	0.00%
5207000	25 Tuition Waiver - Faculty Depen	\$58,526	\$25,000	\$40,000	\$15,000	60.00%
5207000	30 Tuition Waiver - Staff Depend	\$25,266	\$35,000	\$35,000	\$0	0.00%
5207000	35 Admin Tuition Reimbursement	\$25,932	\$22,500	\$22,500	\$0	0.00%
5207000	40 Faculty Tuition Reimbursement	\$26,699	\$40,000	\$40,000	\$0	0.00%
5207000	41 Adjunct Tuition Reimbursement	\$811	\$3,000	\$1,500	(\$1,500)	-50.00%
5207000	45 Staff Tuition Reimbursement	\$30,013	\$25,000	\$20,000	(\$5,000)	-20.00%
5209000	55 Surs .5% Employer Contribution			(\$3,275)		
5209000	60 Surs Federal Grant Obligation	\$0	\$0	\$0	\$0	#Num!
5209000	65 Surs Penalties	\$0	\$25,000	\$25,000	\$0	0.00%
5299900	00 Compensated Absences	(\$152,985)	\$20,000	\$20,000	\$0	0.00%
5299900	50 State Allocated SURS	\$0	\$21,557,021	\$22,500,000	\$942,979	4.37%
Sum of Fringe Benefits		\$91,911	\$21,313,521	\$21,561,725	\$248,204	1.16%

Outsourced & Contractual Services

5302000	00 Consultants	\$20,833	\$31,515	\$35,000	\$3,485	11.06%
5304000	10 Contract Maintenance Services	\$6,964	\$0	\$10,000	\$10,000	#Div/0!
5305000	05 Legal Notices	\$1,258	\$1,322	\$1,200	(\$122)	-9.23%
5305000	10 Legal Retainer	\$96,466	\$155,836	\$125,000	(\$30,836)	-19.79%
5309000	10 Insurance Consultant	\$0	\$7,500	\$5,000	(\$2,500)	-33.33%
5309000	20 Other Contractual Services	\$17,639	\$25,000	\$15,000	(\$10,000)	-40.00%
5309000	21 Cont Service Offset Allowance	\$0	(\$300,000)	(\$300,000)	\$0	0.00%
Sum of Outsourced & Contractual Servi		\$143,160	(\$78,827)	(\$108,800)	(\$29,973)	38.02%

Maintenance, Memberships, and Printing & Postage Supplies

5401001	00 Office Supplies	\$51,468	\$20,000	\$20,000	\$0	0.00%
5401001	01 Supplies Offset Allowance	\$0	(\$200,000)	(\$200,000)	\$0	0.00%
5402000	00 Printing	\$612	\$225	\$50	(\$175)	-77.78%
5404002	00 Computer Software	\$13,789	\$10,000	\$10,000	\$0	0.00%
5404003	00 Postage	\$250	\$0	\$0	\$0	#Num!

Thru: 6/30/2022

<i>Object</i>	<i>Object Name</i>	<i>FY22 YTD</i>	<i>FY22 Budget</i>	<i>FY23 Budget</i>	<i>\$ Change</i>	<i>% Change</i>
5404009	00 Accounts Payable Discount	(\$138)	\$0	\$0	\$0	#Num!
5406000	00 Publications & Dues	\$71,118	\$45,000	\$45,000	\$0	0.00%
5408000	05 Food Purchases	\$17,850	\$900	\$1,000	\$100	11.11%
5409000	00 Other Materials & Supplies	(\$19)	\$0	\$0	\$0	#Num!
Sum of Maintenance, Memberships, and		\$154,929	(\$123,875)	(\$123,950)	(\$75)	0.06%
Travel, Meeting, Professional Development, and Recruitment						
5501000	05 Meeting Expense In-District	\$28,775	\$10,500	\$5,000	(\$5,500)	-52.38%
5501000	10 Chamber Meeting Expense In-Dis	\$0	\$2,500	\$1,250	(\$1,250)	-50.00%
5502000	10 Out of District Travel	\$0	\$27,500	\$27,500	\$0	0.00%
5502000	11 Travel Offset Allowance	\$0	(\$50,000)	(\$50,000)	\$0	0.00%
5509000	15 Other Conf & Mtg Exp	\$1,190	\$0	\$0	\$0	#Num!
Sum of Travel, Meeting, Professional D		\$29,965	(\$9,500)	(\$16,250)	(\$6,750)	71.05%
Fixed Charges, Rental, Property Insurance, and Debt Retirement						
5602000	00 Rental - Equipment	\$345	\$0	\$0	\$0	#Num!
5606000	00 Lease Principal Retirements	\$1,036,969	\$1,000,000	\$1,000,000	\$0	0.00%
5609000	10 Existing Computer Leases	\$77,495	\$20,000	\$50,000	\$30,000	150.00%
5609000	50 Bond Principal	\$230,000	\$230,000	\$235,000	\$5,000	2.17%
5609000	55 Interest Expense	\$99,206	\$31,799	\$26,789	(\$5,010)	-15.76%
5609000	60 General Insurance	\$158,147	\$191,858	\$150,043	(\$41,815)	-21.79%
5609000	62 Late Charges -Credit Cards	\$260	\$0	\$0	\$0	#Num!
5609000	65 Insurance Deductables	\$0	\$30,000	\$20,000	(\$10,000)	-33.33%
5609002	00 Interest Expense-Leases	\$6,751	\$0	\$0	\$0	#Num!
Sum of Fixed Charges, Rental, Property		\$1,609,174	\$1,503,657	\$1,481,832	(\$21,825)	-1.45%
Utilities						
5705000	00 Telephone	\$28,086	\$75,000	\$35,000	(\$40,000)	-53.33%
Sum of Utilities		\$28,086	\$75,000	\$35,000	(\$40,000)	-53.33%
Capital Outlay						
5805000	00 Equipment - Office	\$17,255	\$50,000	\$40,000	(\$10,000)	-20.00%
5809000	60 Building Improvements	\$0	\$50,000	\$40,000	(\$10,000)	-20.00%
Sum of Capital Outlay		\$17,255	\$100,000	\$80,000	(\$20,000)	-20.00%
Scholarships, Student Activities, and Waivers						
5904000	25 Bad Debt Expenses	\$789,657	\$145,122	\$145,000	(\$122)	-0.08%
5909000	00 Other Expenditures	(\$12,445)	\$10,000	\$10,000	\$0	0.00%
5909000	02 Tuition Waivers Institutional	\$59,159	\$50,000	\$50,000	\$0	0.00%
5909000	04 Tuition Waivers Student Life	\$229,010	\$170,000	\$180,000	\$10,000	5.88%
5909000	07 Tuition Waivers Senior Citizen	\$48,447	\$65,000	\$65,000	\$0	0.00%
5909000	08 Tuition Waivers Culinary Mgmt	\$17,576	\$5,000	\$5,000	\$0	0.00%
5909000	46 Services Charges Bonds	\$475	\$0	\$0	\$0	#Num!

Thru: 6/30/2022

<i>Object</i>	<i>Object Name</i>	<i>FY22 YTD</i>	<i>FY22 Budget</i>	<i>FY23 Budget</i>	<i>\$ Change</i>	<i>% Change</i>
5909000	54 Perm Art Collection	\$4,253	\$6,500	\$6,500	\$0	0.00%
5909000	70 Corporate Sponsorships	\$8,697	\$10,000	\$10,000	\$0	0.00%
5909000	80 Tax Abatements	\$719	\$685	\$1,000	\$315	45.99%
5909000	85 Real Estate Taxes	(\$15,642)	\$0	\$0	\$0	#Num!
5909000	90 Bank/Credit Crd/Higher One Fee	\$193,497	\$255,000	\$255,000	\$0	0.00%
5909002	00 Indirect Costs Allocation	(\$43,016)	(\$30,000)	(\$30,000)	\$0	0.00%
Sum of Scholarships, Student Activities,		\$1,280,389	\$687,307	\$697,500	\$10,193	1.48%
Contingency						
6000000	05 Contingency Institution	\$0	\$150,000	\$100,000	(\$50,000)	-33.33%
Sum of Contingency		\$0	\$150,000	\$100,000	(\$50,000)	-33.33%
Interfund Transfer Out						
7102000	10 Transfer To Aux Fund			\$230,279		
7102000	50 Transfer	\$1,000,000	\$0	\$300,000	\$300,000	#Div/0!
Sum of Interfund Transfer Out		\$1,000,000	\$0	\$530,279	\$530,279	#Div/0!
Net Total for General Institutional Exp		\$4,358,009	\$23,058,738	\$23,680,296	\$621,558	2.70%

Dept: 01-8060-501024 Department Name: Institutional Sch

Salaries

5106002	00 PT Clerical Staff	\$15,757	\$0	\$27,717	\$27,717	#Div/0!
Sum of Salaries		\$15,757	\$0	\$27,717	\$27,717	#Div/0!

Fringe Benefits

5209000	55 Surs .5% Employer Contribution			\$139		
Sum of Fringe Benefits				\$139		
Net Total for Institutional Sch		\$15,757	\$0	\$27,856	\$27,856	#Div/0!

Dept: 01-8060-503025 Department Name: Employee Health Ins

Fringe Benefits

5201000	05 Cobra Administration	\$58	\$1,500	\$1,500	\$0	0.00%
5201001	40 Employee Medical Claims Hospit	\$1,950,436	\$1,750,000	\$1,750,000	\$0	0.00%
5201001	45 Employee Medical Claims Doctor	\$1,436,412	\$1,500,000	\$1,500,000	\$0	0.00%
5201001	50 Employee Medical Claims Prescr	\$1,014,080	\$1,250,000	\$1,250,000	\$0	0.00%
5201001	55 Cobra Medical Claims Hospital	\$0	\$10,000	\$10,000	\$0	0.00%
5201001	60 Cobra Medical Claims Doctor	\$0	\$10,000	\$10,000	\$0	0.00%
5201001	65 Cobra Medical Claims Prescript	\$0	\$7,500	\$7,500	\$0	0.00%
5201001	70 Medical Insurance Administrati	\$201,832	\$265,000	\$265,000	\$0	0.00%
5201001	75 Medical Insurance Access Fee	\$262,342	\$150,000	\$150,000	\$0	0.00%
5201001	80 Medical Insurance Prescription	(\$288,930)	(\$100,000)	(\$100,000)	\$0	0.00%
5201001	85 Medical Insurance Stop Loss Ag	\$1,224	\$500	\$500	\$0	0.00%

Thru: 6/30/2022

<i>Object</i>	<i>Object Name</i>	<i>FY22 YTD</i>	<i>FY22 Budget</i>	<i>FY23 Budget</i>	<i>\$ Change</i>	<i>% Change</i>
5201001	90 Medical Insurance Stop Loss In	\$274,701	\$200,000	\$200,000	\$0	0.00%
5201001	95 Medical Insurance Stop Loss Re	\$147	(\$100,000)	(\$100,000)	\$0	0.00%
5201002	00 Dental	\$214,809	\$250,000	\$250,000	\$0	0.00%
5201002	05 Dental Insurance Administratio	\$10,675	\$15,000	\$15,000	\$0	0.00%
5201003	00 Vision	\$89,020	\$100,000	\$100,000	\$0	0.00%
5201004	00 Group Life Insurance	\$33,235	\$40,000	\$40,000	\$0	0.00%
5201005	00 Long Term Disability	(\$1,989)	\$0	\$0	\$0	#Num!
5209000	01 Flexible Spending Admin Exp	\$6,759	\$8,000	\$8,000	\$0	0.00%
5209000	05 Employee Assistance Program	\$5,880	\$7,500	\$7,500	\$0	0.00%
5209000	08 Wellness Benefits	\$7,306	\$0	\$10,000	\$10,000	#Div/0!
Sum of Fringe Benefits		\$5,217,995	\$5,365,000	\$5,375,000	\$10,000	0.19%
Net Total for Employee Health Ins		\$5,217,995	\$5,365,000	\$5,375,000	\$10,000	0.19%

Dept: 01-8070-506010 Department Name: Institutional Advancement

Salaries

5101001	00 FT Administrative Staff	\$164,720	\$153,298	\$168,756	\$15,458	10.08%
5102001	00 FT Prof/Tech Staff	\$59,108	\$57,329	\$59,223	\$1,894	3.30%
Sum of Salaries		\$223,829	\$210,627	\$227,979	\$17,352	8.24%

Fringe Benefits

5201001	00 Employer GTL Medical Vision	\$48,185	\$53,002	\$50,480	(\$2,522)	-4.76%
5209000	55 Surs .5% Employer Contribution	\$1,110	\$1,051	\$1,140	\$89	8.47%
Sum of Fringe Benefits		\$49,296	\$54,053	\$51,620	(\$2,433)	-4.50%

Outsourced & Contractual Services

5302000	00 Consultants	\$13,333	\$23,500	\$20,000	(\$3,500)	-14.89%
5304000	05 Contractual Services			\$10,000		
5309000	20 Other Contractual Services	\$8,290	\$10,000	\$10,500	\$500	5.00%
Sum of Outsourced & Contractual Servi		\$21,623	\$33,500	\$40,500	\$7,000	20.90%

Maintenance, Memberships, and Printing & Postage Supplies

5401001	00 Office Supplies	\$4,075	\$2,500	\$2,750	\$250	10.00%
5401009	05 Supplies Bookstore	\$459	\$1,500	\$1,500	\$0	0.00%
5402000	00 Printing	\$252	\$5,000	\$5,000	\$0	0.00%
5404002	00 Computer Software	\$0	\$1,500	\$1,500	\$0	0.00%
5404003	00 Postage	\$38	\$0	\$0	\$0	#Num!
5405000	05 Books	\$991	\$0	\$0	\$0	#Num!
5406000	00 Publications & Dues	\$1,474	\$2,500	\$2,500	\$0	0.00%
5408000	05 Food Purchases	\$2,392	\$5,000	\$20,000	\$15,000	300.00%
5409000	00 Other Materials & Supplies	\$6,617	\$1,000	\$1,000	\$0	0.00%
Sum of Maintenance, Memberships, and		\$16,298	\$19,000	\$34,250	\$15,250	80.26%

Thru: 6/30/2022

<i>Object</i>	<i>Object Name</i>	<i>FY22 YTD</i>	<i>FY22 Budget</i>	<i>FY23 Budget</i>	<i>\$ Change</i>	<i>% Change</i>
Travel, Meeting, Professional Development, and Recruitment						
5501000	05 Meeting Expense In-District	\$10,255	\$2,500	\$5,000	\$2,500	100.00%
5502000	05 In District Travel	\$0	\$500	\$500	\$0	0.00%
5502000	10 Out of District Travel	\$100	\$6,250	\$10,000	\$3,750	60.00%
5509000	15 Other Conf & Mtg Exp	\$2,438	\$7,500	\$15,000	\$7,500	100.00%
Sum of Travel, Meeting, Professional D		\$12,793	\$16,750	\$30,500	\$13,750	82.09%
Scholarships, Student Activities, and Waivers						
5909000	70 Corporate Sponsorships	\$1,760	\$5,000	\$5,000	\$0	0.00%
Sum of Scholarships, Student Activities,		\$1,760	\$5,000	\$5,000	\$0	0.00%
Net Total for Institutional Advancemen		\$325,599	\$338,930	\$389,849	\$50,919	15.02%

Dept: 01-8070-506012 Department Name: Institutional Advancement AQIP

Maintenance, Memberships, and Printing & Postage Supplies						
5406000	00 Publications & Dues	\$7,309	\$0	\$7,200	\$7,200	#Div/0!
Sum of Maintenance, Memberships, and		\$7,309	\$0	\$7,200	\$7,200	#Div/0!
Net Total for Institutional Advancemen		\$7,309	\$0	\$7,200	\$7,200	#Div/0!

Dept: 01-8070-506015 Department Name: Institutional Research

Salaries						
5101001	00 FT Administrative Staff	\$98,854	\$103,852	\$106,864	\$3,012	2.90%
5102001	00 FT Prof/Tech Staff	\$126,781	\$122,191	\$126,225	\$4,034	3.30%
Sum of Salaries		\$225,636	\$226,043	\$233,089	\$7,046	3.12%
Fringe Benefits						
5201001	00 Employer GTL Medical Vision	\$39,013	\$40,278	\$38,754	(\$1,524)	-3.78%
5209000	55 Surs .5% Employer Contribution	\$1,134	\$1,311	\$1,165	(\$146)	-11.14%
Sum of Fringe Benefits		\$40,147	\$41,589	\$39,919	(\$1,670)	-4.02%
Outsourced & Contractual Services						
5309000	20 Other Contractual Services	\$9,010	\$15,000	\$10,000	(\$5,000)	-33.33%
Sum of Outsourced & Contractual Servi		\$9,010	\$15,000	\$10,000	(\$5,000)	-33.33%
Maintenance, Memberships, and Printing & Postage Supplies						
5401001	00 Office Supplies	\$287	\$750	\$500	(\$250)	-33.33%
5402000	00 Printing	\$0	\$20	\$20	\$0	0.00%
5404002	00 Computer Software	\$0	\$500	\$500	\$0	0.00%
5406000	00 Publications & Dues	\$20	\$150	\$150	\$0	0.00%
Sum of Maintenance, Memberships, and		\$307	\$1,420	\$1,170	(\$250)	-17.61%

Travel, Meeting, Professional Development, and Recruitment

Thru: 6/30/2022

<i>Object</i>	<i>Object Name</i>	<i>FY22 YTD</i>	<i>FY22 Budget</i>	<i>FY23 Budget</i>	<i>\$ Change</i>	<i>% Change</i>
5502000	10 Out of District Travel	\$0	\$673	\$675	\$2	0.30%
5509000	15 Other Conf & Mtg Exp	\$0	\$305	\$300	(\$5)	-1.64%
Sum of Travel, Meeting, Professional D		\$0	\$978	\$975	(\$3)	-0.31%
Net Total for Institutional Research		\$275,100	\$285,030	\$285,153	\$123	0.04%

Dept: 01-8080-504010 Department Name: Information Technology

Salaries

5101001	00 FT Administrative Staff	\$143,393	\$170,000	\$274,930	\$104,930	61.72%
5102001	00 FT Prof/Tech Staff	\$77,063	\$75,643	\$78,143	\$2,500	3.30%
Sum of Salaries		\$220,456	\$245,643	\$353,073	\$107,430	43.73%

Fringe Benefits

5201001	00 Employer GTL Medical Vision	\$12,981	\$19,676	\$45,559	\$25,883	131.55%
5209000	55 Surs .5% Employer Contribution	\$1,185	\$1,333	\$1,766	\$433	32.48%
Sum of Fringe Benefits		\$14,166	\$21,009	\$47,325	\$26,316	125.26%

Outsourced & Contractual Services

5302000	00 Consultants	\$456,812	\$0	\$225,440	\$225,440	#Div/0!
5306000	00 Office Services	\$0	\$2,500	\$0	(\$2,500)	-100.00%
5309000	20 Other Contractual Services	\$1,188	\$2,500	\$1,188	(\$1,312)	-52.48%
Sum of Outsourced & Contractual Servi		\$458,000	\$5,000	\$226,628	\$221,628	4432.56%

Maintenance, Memberships, and Printing & Postage Supplies

5401001	00 Office Supplies	\$10,035	\$2,000	\$5,000	\$3,000	150.00%
5404002	00 Computer Software	\$0	\$30,000	\$0	(\$30,000)	-100.00%
5406000	00 Publications & Dues	\$2,170	\$2,500	\$2,170	(\$330)	-13.20%
Sum of Maintenance, Memberships, and		\$12,205	\$34,500	\$7,170	(\$27,330)	-79.22%

Travel, Meeting, Professional Development, and Recruitment

5501000	05 Meeting Expense In-District	\$0	\$22	\$22	\$0	0.00%
5502000	05 In District Travel	\$0	\$22	\$22	\$0	0.00%
5502000	10 Out of District Travel	\$0	\$359	\$100	(\$259)	-72.14%
5509000	15 Other Conf & Mtg Exp	\$0	\$1,796	\$500	(\$1,296)	-72.16%
Sum of Travel, Meeting, Professional D		\$0	\$2,199	\$644	(\$1,555)	-70.71%

Fixed Charges, Rental, Property Insurance, and Debt Retirement

5601002	00 MCC Conf Ctr Rental	\$0	\$50	\$0	(\$50)	-100.00%
Sum of Fixed Charges, Rental, Property		\$0	\$50	\$0	(\$50)	-100.00%

Capital Outlay

5805000	00 Equipment - Office	\$0	\$7,500	\$7,500	\$0	0.00%
Sum of Capital Outlay		\$0	\$7,500	\$7,500	\$0	0.00%

Thru: 6/30/2022

<i>Object</i>	<i>Object Name</i>	<i>FY22 YTD</i>	<i>FY22 Budget</i>	<i>FY23 Budget</i>	<i>\$ Change</i>	<i>% Change</i>
Net Total for Information Technology		\$704,826	\$315,901	\$642,340	\$326,439	103.34%

Dept: 01-8080-504015 Department Name: DevOps Services

Salaries

5101001	00 FT Administrative Staff	\$0	\$115,000	\$0	(\$115,000)	-100.00%
5102001	00 FT Prof/Tech Staff	\$542,021	\$760,023	\$786,402	\$26,379	3.47%
Sum of Salaries		\$542,021	\$875,023	\$786,402	(\$88,621)	-10.13%

Fringe Benefits

5201001	00 Employer GTL Medical Vision	\$129,219	\$233,754	\$220,167	(\$13,587)	-5.81%
5209000	55 Surs .5% Employer Contribution	\$2,654	\$2,633	\$3,934	\$1,301	49.41%
Sum of Fringe Benefits		\$131,872	\$236,387	\$224,101	(\$12,286)	-5.20%

Outsourced & Contractual Services

5304000	10 Contract Maintenance Services	\$404,960	\$473,000	\$424,567	(\$48,433)	-10.24%
5306000	00 Office Services	\$0	\$60,000	\$0	(\$60,000)	-100.00%
5309000	20 Other Contractual Services	\$369,954	\$300,800	\$336,000	\$35,200	11.70%
Sum of Outsourced & Contractual Servi		\$774,914	\$833,800	\$760,567	(\$73,233)	-8.78%

Maintenance, Memberships, and Printing & Postage Supplies

5401001	00 Office Supplies	\$1,347	\$0	\$0	\$0	#Num!
5404002	00 Computer Software	\$80,973	\$0	\$107,089	\$107,089	#Div/0!
Sum of Maintenance, Memberships, and		\$82,320	\$0	\$107,089	\$107,089	#Div/0!

Travel, Meeting, Professional Development, and Recruitment

5502000	10 Out of District Travel	\$0	\$25,000	\$0	(\$25,000)	-100.00%
5509000	15 Other Conf & Mtg Exp	\$9,078	\$0	\$0	\$0	#Num!
Sum of Travel, Meeting, Professional D		\$9,078	\$25,000	\$0	(\$25,000)	-100.00%

Net Total for DevOps Services		\$1,540,206	\$1,970,210	\$1,878,159	(\$92,051)	-4.67%
--------------------------------------	--	--------------------	--------------------	--------------------	-------------------	---------------

Dept: 01-8080-504020 Department Name: Infrastructure and Security

Salaries

5101001	00 FT Administrative Staff	\$125,760	\$125,174	\$126,926	\$1,752	1.40%
5102001	00 FT Prof/Tech Staff	\$349,089	\$579,029	\$343,781	(\$235,248)	-40.63%
Sum of Salaries		\$474,849	\$704,203	\$470,707	(\$233,496)	-33.16%

Fringe Benefits

5201001	00 Employer GTL Medical Vision	\$67,041	\$160,213	\$67,210	(\$93,003)	-58.05%
5209000	55 Surs .5% Employer Contribution	\$2,360	\$2,358	\$2,353	(\$5)	-0.21%
Sum of Fringe Benefits		\$69,401	\$162,571	\$69,563	(\$93,008)	-57.21%

Outsourced & Contractual Services

Thru: 6/30/2022

<i>Object</i>	<i>Object Name</i>	<i>FY22 YTD</i>	<i>FY22 Budget</i>	<i>FY23 Budget</i>	<i>\$ Change</i>	<i>% Change</i>
5302000	00 Consultants	\$4,220	\$30,000	\$30,000	\$0	0.00%
5304000	10 Contract Maintenance Services	\$141,026	\$207,970	\$233,006	\$25,036	12.04%
5309000	20 Other Contractual Services	\$429,967	\$160,907	\$142,000	(\$18,907)	-11.75%
Sum of Outsourced & Contractual Servi		\$575,212	\$398,877	\$405,006	\$6,129	1.54%
Maintenance, Memberships, and Printing & Postage Supplies						
5401001	00 Office Supplies	\$56,163	\$64,875	\$46,875	(\$18,000)	-27.75%
5401009	05 Supplies Bookstore	\$20	\$300	\$300	\$0	0.00%
5404002	00 Computer Software	\$349,490	\$368,159	\$414,874	\$46,715	12.69%
5406000	00 Publications & Dues	\$440	\$500	\$500	\$0	0.00%
Sum of Maintenance, Memberships, and		\$406,113	\$433,834	\$462,549	\$28,715	6.62%
Travel, Meeting, Professional Development, and Recruitment						
5502000	05 In District Travel	\$153	\$108	\$216	\$108	100.00%
5502000	10 Out of District Travel	\$0	\$1,631	\$3,262	\$1,631	100.00%
5509000	15 Other Conf & Mtg Exp	\$19,562	\$20,000	\$43,100	\$23,100	115.50%
Sum of Travel, Meeting, Professional D		\$19,715	\$21,739	\$46,578	\$24,839	114.26%
Utilities						
5705000	00 Telephone	\$131,554	\$141,366	\$154,639	\$13,273	9.39%
Sum of Utilities		\$131,554	\$141,366	\$154,639	\$13,273	9.39%
Capital Outlay						
5805000	00 Equipment - Office	\$20,052	\$96,750	\$146,000	\$49,250	50.90%
Sum of Capital Outlay		\$20,052	\$96,750	\$146,000	\$49,250	50.90%
Net Total for Infrastructure and Securi		\$1,696,897	\$1,959,340	\$1,755,042	(\$204,298)	-10.43%
Dept: 01-8080-504030 Department Name: Classroom Architecture and Project M						
Salaries						
5101001	00 FT Administrative Staff			\$100,000		
5102001	00 FT Prof/Tech Staff	\$236,277	\$324,561	\$298,646	(\$25,915)	-7.98%
5106001	00 FT Clerical Staff	\$106,246	\$101,965	\$104,940	\$2,975	2.92%
5108000	15 Student Employees - WSI	\$0	\$45,000	\$45,000	\$0	0.00%
Sum of Salaries		\$342,523	\$471,526	\$548,586	\$77,060	16.34%
Fringe Benefits						
5201001	00 Employer GTL Medical Vision	\$101,382	\$134,660	\$155,908	\$21,248	15.78%
5209000	55 Surs .5% Employer Contribution	\$1,712	\$2,133	\$2,518	\$385	18.05%
Sum of Fringe Benefits		\$103,094	\$136,793	\$158,426	\$21,633	15.81%
Outsourced & Contractual Services						
5302000	00 Consultants	\$14,754	\$15,000	\$0	(\$15,000)	-100.00%

Thru: 6/30/2022

<i>Object</i>	<i>Object Name</i>	<i>FY22 YTD</i>	<i>FY22 Budget</i>	<i>FY23 Budget</i>	<i>\$ Change</i>	<i>% Change</i>
5304000	10 Contract Maintenance Services	\$124,929	\$105,000	\$137,748	\$32,748	31.19%
5306000	00 Office Services	\$0	\$10,000	\$0	(\$10,000)	-100.00%
5309000	20 Other Contractual Services	\$166,315	\$138,000	\$160,123	\$22,123	16.03%
Sum of Outsourced & Contractual Servi		\$305,998	\$268,000	\$297,871	\$29,871	11.15%
Maintenance, Memberships, and Printing & Postage Supplies						
5401001	00 Office Supplies	\$47,487	\$75,000	\$50,000	(\$25,000)	-33.33%
5401009	05 Supplies Bookstore	\$0	\$50	\$50	\$0	0.00%
5402000	00 Printing	\$27	\$50	\$0	(\$50)	-100.00%
5404002	00 Computer Software	\$240,862	\$241,595	\$169,000	(\$72,595)	-30.05%
Sum of Maintenance, Memberships, and		\$288,376	\$316,695	\$219,050	(\$97,645)	-30.83%
Travel, Meeting, Professional Development, and Recruitment						
5502000	05 In District Travel	\$144	\$90	\$90	\$0	0.00%
5509000	15 Other Conf & Mtg Exp	\$2,365	\$2,440	\$500	(\$1,940)	-79.51%
Sum of Travel, Meeting, Professional D		\$2,509	\$2,530	\$590	(\$1,940)	-76.68%
Utilities						
5705000	00 Telephone	\$50,475	\$50,000	\$60,000	\$10,000	20.00%
Sum of Utilities		\$50,475	\$50,000	\$60,000	\$10,000	20.00%
Capital Outlay						
5805000	00 Equipment - Office	\$7,464	\$0	\$0	\$0	#Num!
5809000	00 Other Capital Outlay			\$80,000		
Sum of Capital Outlay		\$7,464	\$0	\$80,000	\$80,000	#Div/0!
Net Total for Classroom Architecture a		\$1,100,438	\$1,245,544	\$1,364,523	\$118,979	9.55%

Dept: 01-8090-000000 Department Name: General

Scholarships, Student Activities, and Waivers

5904000	05 Financial Charges/Adjustments	\$3,087	\$12,500	\$10,000	(\$2,500)	-20.00%
5904000	10 Fee Loss/Uncollectable	\$173	\$1,000	\$1,000	\$0	0.00%
5904000	30 Debt Forgiveness	\$5,846	\$0	\$2,500	\$2,500	#Div/0!
Sum of Scholarships, Student Activities,		\$9,106	\$13,500	\$13,500	\$0	0.00%
Net Total for General		\$9,106	\$13,500	\$13,500	\$0	0.00%

Dept: 01-9030-000000 Department Name: General

Scholarships, Student Activities, and Waivers

5901003	20 Waiver - Except. to refund Pol	\$175,554	\$75,000	\$80,000	\$5,000	6.67%
Sum of Scholarships, Student Activities,		\$175,554	\$75,000	\$80,000	\$5,000	6.67%
Net Total for General		\$175,554	\$75,000	\$80,000	\$5,000	6.67%

Thru: 6/30/2022

<i>Object</i>	<i>Object Name</i>	<i>FY22 YTD</i>	<i>FY22 Budget</i>	<i>FY23 Budget</i>	<i>\$ Change</i>	<i>% Change</i>
Net Surplus/(Deficit) of Education		\$1,107,132	\$924,566	\$1,069,992	\$145,426	15.73%

Thru: 6/30/2022

<i>Object</i>	<i>Object Name</i>	<i>FY22 YTD</i>	<i>FY22 Budget</i>	<i>FY23 Budget</i>	<i>\$ Change</i>	<i>% Change</i>
Fund 02 Operations and Maintenance						
<i>Dept: 02-0000-000000 Department Name: General</i>						
Local Governmental Sources						
4101001	05 Real Estate Taxes	\$2,353,472	\$2,355,204	\$2,355,204	\$0	0.00%
4103500	00 CPPRT	\$397,498	\$125,000	\$390,870	\$265,870	212.70%
Sum of Local Governmental Sources		\$2,750,971	\$2,480,204	\$2,746,074	\$265,870	10.72%
State Governmental Sources						
4201001	00 Base Operating Grants	\$907,847	\$861,984	\$873,171	\$11,187	1.30%
Sum of State Governmental Sources		\$907,847	\$861,984	\$873,171	\$11,187	1.30%
Student Tuition & Fees						
4401001	00 Tuition-In District	\$1,579,924	\$1,580,697	\$1,520,542	(\$60,155)	-3.81%
4401002	00 Tuition-Out of District	\$26,425	\$9,967	\$27,976	\$18,009	180.69%
4401003	00 Tuition-Out of State	\$4,200	\$3,138	\$4,428	\$1,290	41.11%
4401004	00 Tuition-International Students	\$2,069	\$0	\$901	\$901	#Div/0!
Sum of Student Tuition & Fees		\$1,612,618	\$1,593,802	\$1,553,847	(\$39,955)	-2.51%
Investment Revenue						
4709000	06 Change in Fair Value of Invest	(\$21,305)	\$117,011	\$11,616	(\$105,395)	-90.07%
4709000	07 Investment Transaction Fees	(\$1,046)	(\$6,200)	(\$992)	\$5,208	-84.00%
Sum of Investment Revenue		(\$22,351)	\$110,811	\$10,624	(\$100,187)	-90.41%
Other Revenue						
4901001	00 Campus Safety Court Fees/Fines	\$224	\$1,000	\$1,000	\$0	0.00%
4909000	50 Other Misc Income	\$46,671	\$30,000	\$35,000	\$5,000	16.67%
Sum of Other Revenue		\$46,895	\$31,000	\$36,000	\$5,000	16.13%
Net Total for General		\$5,295,979	\$5,077,801	\$5,219,716	\$141,915	2.79%

Dept: 02-7010-505015 Department Name: Building Maintn

Salaries

5102001	00 FT Prof/Tech Staff	\$259,964	\$251,410	\$306,250	\$54,840	21.81%
5102002	00 PT Prof/Technical Staff	\$34,518	\$33,460	\$34,579	\$1,119	3.34%
Sum of Salaries		\$294,482	\$284,870	\$340,829	\$55,959	19.64%

Fringe Benefits

5201001	00 Employer GTL Medical Vision	\$53,912	\$44,441	\$77,806	\$33,365	75.08%
5209000	55 Surs .5% Employer Contribution	\$1,273	\$1,529	\$1,704	\$175	11.45%
Sum of Fringe Benefits		\$55,184	\$45,970	\$79,510	\$33,540	72.96%

Thru: 6/30/2022

<i>Object</i>	<i>Object Name</i>	<i>FY22 YTD</i>	<i>FY22 Budget</i>	<i>FY23 Budget</i>	<i>\$ Change</i>	<i>% Change</i>
Outsourced & Contractual Services						
5304000	10 Contract Maintenance Services	\$159,354	\$190,000	\$208,000	\$18,000	9.47%
5309000	20 Other Contractual Services	\$3,912	\$0	\$0	\$0	#Num!
Sum of Outsourced & Contractual Servi		\$163,265	\$190,000	\$208,000	\$18,000	9.47%
Maintenance, Memberships, and Printing & Postage Supplies						
5401001	00 Office Supplies	\$1,170	\$2,500	\$2,500	\$0	0.00%
5401009	05 Supplies Bookstore	\$39	\$90	\$90	\$0	0.00%
5402000	00 Printing	\$15	\$100	\$100	\$0	0.00%
5404002	00 Computer Software	\$17,977	\$10,000	\$10,000	\$0	0.00%
5404003	00 Postage	\$0	\$45	\$45	\$0	0.00%
5404004	00 Repair Materials & Supplies	\$223,691	\$262,000	\$262,000	\$0	0.00%
5406000	00 Publications & Dues	\$1,097	\$1,200	\$1,200	\$0	0.00%
5409000	00 Other Materials & Supplies	\$6,131	\$0	\$0	\$0	#Num!
Sum of Maintenance, Memberships, and		\$250,119	\$275,935	\$275,935	\$0	0.00%
Travel, Meeting, Professional Development, and Recruitment						
5501000	05 Meeting Expense In-District	\$0	\$200	\$200	\$0	0.00%
5502000	05 In District Travel	\$0	\$135	\$135	\$0	0.00%
5502000	10 Out of District Travel	\$0	\$825	\$825	\$0	0.00%
5509000	15 Other Conf & Mtg Exp	\$1,790	\$400	\$400	\$0	0.00%
Sum of Travel, Meeting, Professional D		\$1,790	\$1,560	\$1,560	\$0	0.00%
Fixed Charges, Rental, Property Insurance, and Debt Retirement						
5602000	00 Rental - Equipment	\$12,694	\$5,000	\$10,000	\$5,000	100.00%
Sum of Fixed Charges, Rental, Property		\$12,694	\$5,000	\$10,000	\$5,000	100.00%
Net Total for Building Maintn		\$777,535	\$803,335	\$915,834	\$112,499	14.00%

Dept: 02-7010-505060 Department Name: I.S.E.S.

Outsourced & Contractual Services						
5309000	20 Other Contractual Services	\$0	\$26,000	\$26,000	\$0	0.00%
Sum of Outsourced & Contractual Servi		\$0	\$26,000	\$26,000	\$0	0.00%
Maintenance, Memberships, and Printing & Postage Supplies						
5404004	00 Repair Materials & Supplies	\$76,065	\$35,000	\$35,000	\$0	0.00%
Sum of Maintenance, Memberships, and		\$76,065	\$35,000	\$35,000	\$0	0.00%
Capital Outlay						
5807000	05 Repl Equip - Service	\$0	\$600,000	\$600,000	\$0	0.00%
5809000	07 Architectual Services	\$3,690	\$65,000	\$65,000	\$0	0.00%
Sum of Capital Outlay		\$3,690	\$665,000	\$665,000	\$0	0.00%

Thru: 6/30/2022

<i>Object</i>	<i>Object Name</i>	<i>FY22 YTD</i>	<i>FY22 Budget</i>	<i>FY23 Budget</i>	<i>\$ Change</i>	<i>% Change</i>
Net Total for I.S.E.S.		\$79,755	\$726,000	\$726,000	\$0	0.00%

Dept: 02-7020-505025 Department Name: Custodial Maintn

Outsourced & Contractual Services

5304000	10 Contract Maintenance Services	\$802,278	\$850,000	\$1,000,000	\$150,000	17.65%
5309000	20 Other Contractual Services	\$0	\$6,500	\$6,500	\$0	0.00%
Sum of Outsourced & Contractual Servi		\$802,278	\$856,500	\$1,006,500	\$150,000	17.51%

Maintenance, Memberships, and Printing & Postage Supplies

5401001	00 Office Supplies	\$182	\$0	\$0	\$0	#Num!
5401004	00 Maintenance Supplies	\$0	\$450	\$450	\$0	0.00%
Sum of Maintenance, Memberships, and		\$182	\$450	\$450	\$0	0.00%

Net Total for Custodial Maintn \$802,459 \$856,950 \$1,006,950 \$150,000 17.50%

Dept: 02-7020-505030 Department Name: Shah Center Custodial Maint

Outsourced & Contractual Services

5304000	10 Contract Maintenance Services	\$10,279	\$18,500	\$19,610	\$1,110	6.00%
5309000	20 Other Contractual Services	\$810	\$4,500	\$4,500	\$0	0.00%
5309000	25 Snow Removal	\$8,582	\$15,000	\$15,000	\$0	0.00%
5309000	30 Refuse Removal	\$2,006	\$5,200	\$5,200	\$0	0.00%
Sum of Outsourced & Contractual Servi		\$21,676	\$43,200	\$44,310	\$1,110	2.57%

Maintenance, Memberships, and Printing & Postage Supplies

5401004	00 Maintenance Supplies	\$4,130	\$10,000	\$10,000	\$0	0.00%
Sum of Maintenance, Memberships, and		\$4,130	\$10,000	\$10,000	\$0	0.00%

Utilities

5701000	00 Gas	\$4,085	\$4,000	\$4,000	\$0	0.00%
5703000	00 Electricity	\$13,190	\$11,000	\$11,000	\$0	0.00%
5704000	00 Water/Sewage	\$524	\$1,000	\$1,000	\$0	0.00%
Sum of Utilities		\$17,800	\$16,000	\$16,000	\$0	0.00%

Net Total for Shah Center Custodial M \$43,606 \$69,200 \$70,310 \$1,110 1.60%

Dept: 02-7030-505035 Department Name: Roads & Grounds

Salaries

5106001	10 FT Service Staff	\$49,014	\$78,614	\$82,937	\$4,323	5.50%
Sum of Salaries		\$49,014	\$78,614	\$82,937	\$4,323	5.50%

Fringe Benefits

5201001	00 Employer GTL Medical Vision	\$8,751	\$33,008	\$8,075	(\$24,933)	-75.54%
---------	--------------------------------	---------	----------	---------	------------	---------

Thru: 6/30/2022

<i>Object</i>	<i>Object Name</i>	<i>FY22 YTD</i>	<i>FY22 Budget</i>	<i>FY23 Budget</i>	<i>\$ Change</i>	<i>% Change</i>
5209000	55 Surs .5% Employer Contribution	\$241	\$393	\$415	\$22	5.60%
Sum of Fringe Benefits		\$8,992	\$33,401	\$8,490	(\$24,911)	-74.58%
Outsourced & Contractual Services						
5304000	10 Contract Maintenance Services	\$117,783	\$125,000	\$125,000	\$0	0.00%
5309000	20 Other Contractual Services	\$31,603	\$0	\$25,000	\$25,000	#Div/0!
5309000	25 Snow Removal	\$107,817	\$225,000	\$225,000	\$0	0.00%
5309000	30 Refuse Removal	\$19,625	\$21,000	\$21,000	\$0	0.00%
Sum of Outsourced & Contractual Servi		\$276,828	\$371,000	\$396,000	\$25,000	6.74%
Maintenance, Memberships, and Printing & Postage Supplies						
5401001	00 Office Supplies	\$5,758	\$750	\$750	\$0	0.00%
5401004	00 Maintenance Supplies	\$1,111	\$13,000	\$13,000	\$0	0.00%
5404004	00 Repair Materials & Supplies	\$22,271	\$6,000	\$6,000	\$0	0.00%
Sum of Maintenance, Memberships, and		\$29,140	\$19,750	\$19,750	\$0	0.00%
Travel, Meeting, Professional Development, and Recruitment						
5509000	10 Vehicle Expense	\$1,145	\$3,000	\$7,000	\$4,000	133.33%
Sum of Travel, Meeting, Professional D		\$1,145	\$3,000	\$7,000	\$4,000	133.33%
Fixed Charges, Rental, Property Insurance, and Debt Retirement						
5602000	00 Rental - Equipment	\$4,353	\$7,500	\$7,500	\$0	0.00%
Sum of Fixed Charges, Rental, Property		\$4,353	\$7,500	\$7,500	\$0	0.00%
Capital Outlay						
5802000	00 Site Improvements	\$0	\$65,000	\$0	(\$65,000)	-100.00%
5807000	00 Equipment - Service	\$35,407	\$0	\$65,000	\$65,000	#Div/0!
Sum of Capital Outlay		\$35,407	\$65,000	\$65,000	\$0	0.00%
Net Total for Roads & Grounds		\$404,878	\$578,265	\$586,677	\$8,412	1.45%

Dept: 02-7030-505036 Department Name: Roads & Grounds-Athletic

Outsourced & Contractual Services						
5304000	10 Contract Maintenance Services			\$61,170		
5309000	20 Other Contractual Services	\$66,625	\$67,170	\$48,000	(\$19,170)	-28.54%
Sum of Outsourced & Contractual Servi		\$66,625	\$67,170	\$109,170	\$42,000	62.53%
Capital Outlay						
5807000	00 Equipment - Service	\$12,593	\$40,000	\$0	(\$40,000)	-100.00%
Sum of Capital Outlay		\$12,593	\$40,000	\$0	(\$40,000)	-100.00%
Net Total for Roads & Grounds-Athleti		\$79,218	\$107,170	\$109,170	\$2,000	1.87%

Thru: 6/30/2022

<i>Object</i>	<i>Object Name</i>	<i>FY22 YTD</i>	<i>FY22 Budget</i>	<i>FY23 Budget</i>	<i>\$ Change</i>	<i>% Change</i>
Dept: 02-7030-505055		Department Name: Buildings & Grnds				
Salaries						
5101001	00 FT Administrative Staff	\$128,608	\$123,480	\$127,061	\$3,581	2.90%
5102001	00 FT Prof/Tech Staff	\$86,417	\$108,651	\$92,034	(\$16,617)	-15.29%
Sum of Salaries		\$215,025	\$232,131	\$219,095	(\$13,036)	-5.62%
Fringe Benefits						
5201001	00 Employer GTL Medical Vision	\$48,788	\$62,406	\$60,528	(\$1,878)	-3.01%
5209000	55 Surs .5% Employer Contribution	\$1,087	\$1,158	\$1,095	(\$63)	-5.44%
Sum of Fringe Benefits		\$49,875	\$63,564	\$61,623	(\$1,941)	-3.05%
Outsourced & Contractual Services						
5309000	20 Other Contractual Services	\$18,017	\$45,000	\$80,000	\$35,000	77.78%
Sum of Outsourced & Contractual Servi		\$18,017	\$45,000	\$80,000	\$35,000	77.78%
Maintenance, Memberships, and Printing & Postage Supplies						
5401001	00 Office Supplies	\$216	\$900	\$900	\$0	0.00%
5406000	00 Publications & Dues	\$290	\$900	\$900	\$0	0.00%
5409000	00 Other Materials & Supplies	\$1,080	\$0	\$0	\$0	#Num!
Sum of Maintenance, Memberships, and		\$1,586	\$1,800	\$1,800	\$0	0.00%
Travel, Meeting, Professional Development, and Recruitment						
5502000	10 Out of District Travel	\$0	\$800	\$800	\$0	0.00%
5509000	15 Other Conf & Mtg Exp	\$0	\$800	\$800	\$0	0.00%
Sum of Travel, Meeting, Professional D		\$0	\$1,600	\$1,600	\$0	0.00%
Utilities						
5705000	00 Telephone	\$0	\$7,000	\$7,000	\$0	0.00%
Sum of Utilities		\$0	\$7,000	\$7,000	\$0	0.00%
Capital Outlay						
5802000	00 Site Improvements	\$0	\$0	\$0	\$0	#Num!
Sum of Capital Outlay		\$0	\$0	\$0	\$0	#Num!
Net Total for Buildings & Grnds		\$284,504	\$351,095	\$371,118	\$20,023	5.70%

Dept: 02-7050-505040 **Department Name: Vehicle Expense**

Travel, Meeting, Professional Development, and Recruitment

5509000	10 Vehicle Expense	\$13,989	\$13,500	\$13,500	\$0	0.00%
Sum of Travel, Meeting, Professional D		\$13,989	\$13,500	\$13,500	\$0	0.00%

Fixed Charges, Rental, Property Insurance, and Debt Retirement

Thru: 6/30/2022

<i>Object</i>	<i>Object Name</i>	<i>FY22 YTD</i>	<i>FY22 Budget</i>	<i>FY23 Budget</i>	<i>\$ Change</i>	<i>% Change</i>
5609000	05 Vehicle Lease	\$16,841	\$30,000	\$31,500	\$1,500	5.00%
Sum of Fixed Charges, Rental, Property		\$16,841	\$30,000	\$31,500	\$1,500	5.00%
Net Total for Vehicle Expense		\$30,830	\$43,500	\$45,000	\$1,500	3.45%

Dept: 02-7060-505045 **Department Name: Utility Expense**

Utilities

5701000	00 Gas	\$163,683	\$160,000	\$185,000	\$25,000	15.63%
5703000	00 Electricity	\$620,951	\$700,000	\$700,000	\$0	0.00%
5704000	00 Water/Sewage	\$31,386	\$55,000	\$55,000	\$0	0.00%
Sum of Utilities		\$816,020	\$915,000	\$940,000	\$25,000	2.73%
Net Total for Utility Expense		\$816,020	\$915,000	\$940,000	\$25,000	2.73%

Dept: 02-7090-505050 **Department Name: Physical Fac Oth**

Fringe Benefits

5299900	00 Compensated Absences	(\$11,023)	\$0	\$0	\$0	#Num!
Sum of Fringe Benefits		(\$11,023)	\$0	\$0	\$0	#Num!

Outsourced & Contractual Services

5309000	20 Other Contractual Services	\$84,103	\$109,975	\$109,975	\$0	0.00%
Sum of Outsourced & Contractual Servi		\$84,103	\$109,975	\$109,975	\$0	0.00%

Maintenance, Memberships, and Printing & Postage Supplies

5401001	00 Office Supplies	\$360,281	\$395,000	\$150,000	(\$245,000)	-62.03%
5401004	00 Maintenance Supplies	\$12,916	\$17,000	\$17,000	\$0	0.00%
5402000	00 Printing	\$39	\$0	\$0	\$0	#Num!
5404004	00 Repair Materials & Supplies	\$199,143	\$50,000	\$125,000	\$75,000	150.00%
5409000	00 Other Materials & Supplies	\$39,150	\$50,000	\$50,000	\$0	0.00%
Sum of Maintenance, Memberships, and		\$611,528	\$512,000	\$342,000	(\$170,000)	-33.20%

Fixed Charges, Rental, Property Insurance, and Debt Retirement

5602000	00 Rental - Equipment	\$1,090	\$3,000	\$3,000	\$0	0.00%
Sum of Fixed Charges, Rental, Property		\$1,090	\$3,000	\$3,000	\$0	0.00%

Capital Outlay

5802000	00 Site Improvements	\$29,872	\$200,000	\$63,000	(\$137,000)	-68.50%
5807000	00 Equipment - Service	\$0	\$0	\$0	\$0	#Num!
5809000	07 Architectual Services	\$38,792	\$60,000	\$0	(\$60,000)	-100.00%
5809000	60 Building Improvements	\$794,985	\$1,329,000	\$0	(\$1,329,000)	-100.00%
Sum of Capital Outlay		\$863,649	\$1,589,000	\$63,000	(\$1,526,000)	-96.04%

Interfund Transfer Out

Thru: 6/30/2022

<i>Object</i>	<i>Object Name</i>	<i>FY22 YTD</i>	<i>FY22 Budget</i>	<i>FY23 Budget</i>	<i>\$ Change</i>	<i>% Change</i>
7102000 05	Reserve Transfer	\$1,500,000	\$1,000,000	\$1,000,000	\$0	0.00%
Sum of Interfund Transfer Out		\$1,500,000	\$1,000,000	\$1,000,000	\$0	0.00%
Net Total for Physical Fac Oth		\$3,049,348	\$3,213,975	\$1,517,975	(\$1,696,000)	-52.77%
Dept: 02-8060-501058 Department Name: Storage Building						
Outsourced & Contractual Services						
5309000 20	Other Contractual Services	\$674	\$0	\$674	\$674	#Div/0!
Sum of Outsourced & Contractual Servi		\$674	\$0	\$674	\$674	#Div/0!
Capital Outlay						
5803000 00	Buildings - New	\$1,321,558	\$0	\$0	\$0	#Num!
5809000 07	Architectual Services	\$19,423	\$0	\$0	\$0	#Num!
Sum of Capital Outlay		\$1,340,982	\$0	\$0	\$0	#Num!
Net Total for Storage Building		\$1,341,656	\$0	\$674	\$674	#Div/0!
Net Surplus/(Deficit) of Operations and M		(\$2,413,830)	(\$2,586,689)	(\$1,069,992)	\$1,516,697	-58.63%

Thru: 6/30/2022

<i>Object</i>	<i>Object Name</i>	<i>FY22 YTD</i>	<i>FY22 Budget</i>	<i>FY23 Budget</i>	<i>\$ Change</i>	<i>% Change</i>
---------------	--------------------	-----------------	--------------------	--------------------	------------------	-----------------

Fund 03 Operations and Maintenance Restrict

Dept: 03-0000-000000 Department Name: General

State Governmental Sources

4209000	00 Revenue State Sources - Other	\$0	\$17,259,625	\$19,658,987	\$2,399,362	13.90%
4209000	15 Cdb Grant - Greenhouse	\$0	\$750,000	\$0	(\$750,000)	-100.00%
4209000	20 Cdb Grant - Pumphouse	\$0	\$120,000	\$0	(\$120,000)	-100.00%
Sum of State Governmental Sources		\$0	\$18,129,625	\$19,658,987	\$1,529,362	8.44%

Student Tuition & Fees

4402000	30 Infrastructure Fee	\$79,182	\$79,412	\$79,133	(\$279)	-0.35%
Sum of Student Tuition & Fees		\$79,182	\$79,412	\$79,133	(\$279)	-0.35%

Investment Revenue

4709000	05 Interest On Investments	(\$4,162)	\$0	\$0	\$0	#Num!
4709000	06 Change in Fair Value of Invest	(\$286,931)	\$94,751	\$63,011	(\$31,740)	-33.50%
4709000	07 Investment Transaction Fees	(\$12,420)	(\$5,021)	(\$5,381)	(\$360)	7.17%
Sum of Investment Revenue		(\$303,513)	\$89,730	\$57,630	(\$32,100)	-35.77%

Nongovernmental Gifts

4809000	03 Gift MCC Foundation	\$100,000	\$2,500,000	\$2,500,000	\$0	0.00%
Sum of Nongovernmental Gifts		\$100,000	\$2,500,000	\$2,500,000	\$0	0.00%

Other Revenue

4909001	00 Proceeds from Capital Lease	\$946,191	\$1,000,000	\$1,000,000	\$0	0.00%
Sum of Other Revenue		\$946,191	\$1,000,000	\$1,000,000	\$0	0.00%

Interfund Transfer In

7202002	00 Transfer - In	\$2,500,000	\$1,000,000	\$1,300,000	\$300,000	30.00%
Sum of Interfund Transfer In		\$2,500,000	\$1,000,000	\$1,300,000	\$300,000	30.00%

Net Total for General \$3,321,860 \$22,798,767 \$24,595,750 \$1,796,983 7.88%

Dept: 03-8020-501030 Department Name: Replacement Reserv

Outsourced & Contractual Services

5304000	10 Contract Maintenance Services	\$18,773	\$30,000	\$30,000	\$0	0.00%
5309000	20 Other Contractual Services	\$17,347	\$75,000	\$75,000	\$0	0.00%
Sum of Outsourced & Contractual Servi		\$36,120	\$105,000	\$105,000	\$0	0.00%

Capital Outlay

5809000	00 Other Capital Outlay	\$0	\$24,437,060	\$31,279,791	\$6,842,731	28.00%
5809000	10 Site Improvement			\$125,834		

Thru: 6/30/2022

<i>Object</i>	<i>Object Name</i>	<i>FY22 YTD</i>	<i>FY22 Budget</i>	<i>FY23 Budget</i>	<i>\$ Change</i>	<i>% Change</i>
5809000	20 Cdb Grant - Greenhouse	\$0	\$1,000,000	\$0	(\$1,000,000)	-100.00%
5809000	25 Cdb Grant - Pumphouse	\$0	\$160,000	\$0	(\$160,000)	-100.00%
5809000	60 Building Improvements	\$0	\$0	\$0	\$0	#Num!
Sum of Capital Outlay		\$0	\$25,597,060	\$31,405,625	\$5,808,565	22.69%
Net Total for Replacement Reserv		\$36,120	\$25,702,060	\$31,510,625	\$5,808,565	22.60%

Dept: 03-8020-501054 Department Name: Capital Leases

Capital Outlay

5805000	00 Equipment - Office	\$946,191	\$1,000,000	\$1,000,000	\$0	0.00%
Sum of Capital Outlay		\$946,191	\$1,000,000	\$1,000,000	\$0	0.00%
Net Total for Capital Leases		\$946,191	\$1,000,000	\$1,000,000	\$0	0.00%

Dept: 03-8060-501055 Department Name: Health & Science Proj

Outsourced & Contractual Services

5304000	10 Contract Maintenance Services	\$41,272	\$0	\$0	\$0	#Num!
Sum of Outsourced & Contractual Servi		\$41,272	\$0	\$0	\$0	#Num!

Utilities

5701000	00 Gas	\$7,536	\$0	\$0	\$0	#Num!
5703000	00 Electricity	\$28,913	\$0	\$0	\$0	#Num!
5704000	00 Water/Sewage	\$1,461	\$0	\$0	\$0	#Num!
Sum of Utilities		\$37,910	\$0	\$0	\$0	#Num!

Capital Outlay

5803000	00 Buildings - New	\$0	\$0	\$0	\$0	#Num!
Sum of Capital Outlay		\$0	\$0	\$0	\$0	#Num!
Net Total for Health & Science Proj		\$79,182	\$0	\$0	\$0	#Num!

Net Surplus/(Deficit) of Operations and M		\$2,260,367	(\$3,903,293)	(\$7,914,875)	(\$4,011,582)	102.77%
--	--	--------------------	----------------------	----------------------	----------------------	----------------

Thru: 6/30/2022

<i>Object</i>	<i>Object Name</i>	<i>FY22 YTD</i>	<i>FY22 Budget</i>	<i>FY23 Budget</i>	<i>\$ Change</i>	<i>% Change</i>
Fund 04 Bond and Interest						
<i>Dept: 04-0000-000000 Department Name: General</i>						
Student Tuition & Fees						
4402000	30 Infrastructure Fee	\$739,057	\$741,180	\$738,579	(\$2,601)	-0.35%
Sum of Student Tuition & Fees		\$739,057	\$741,180	\$738,579	(\$2,601)	-0.35%
Net Total for General		\$739,057	\$741,180	\$738,579	(\$2,601)	-0.35%
<i>Dept: 04-8060-501017 Department Name: Institutional</i>						
Fixed Charges, Rental, Property Insurance, and Debt Retirement						
5609000	50 Bond Principal	\$335,000	\$335,000	\$345,000	\$10,000	2.99%
5609000	55 Interest Expense	\$291,200	\$291,200	\$277,800	(\$13,400)	-4.60%
Sum of Fixed Charges, Rental, Property		\$626,200	\$626,200	\$622,800	(\$3,400)	-0.54%
Net Total for Institutional		\$626,200	\$626,200	\$622,800	(\$3,400)	-0.54%
Net Surplus/(Deficit) of Bond and Interest		\$112,857	\$114,980	\$115,779	\$799	0.69%

Thru: 6/30/2022

<i>Object</i>	<i>Object Name</i>	<i>FY22 YTD</i>	<i>FY22 Budget</i>	<i>FY23 Budget</i>	<i>\$ Change</i>	<i>% Change</i>
---------------	--------------------	-----------------	--------------------	--------------------	------------------	-----------------

Fund 05 Auxiliary

Dept: 05-0000-000000 Department Name: General

Student Tuition & Fees

4401001	00 Tuition-In District	\$760,704	\$761,076	\$783,146	\$22,070	2.90%
4401002	00 Tuition-Out of District	\$12,723	\$4,799	\$598	(\$4,201)	-87.54%
4401003	00 Tuition-Out of State	\$2,022	\$1,511	\$13,459	\$11,948	790.73%
4401004	00 Tuition-International Students	\$996	\$0	\$2,130	\$2,130	#Div/0!
4402002	00 Application Fee	\$37,680	\$30,000	\$433	(\$29,567)	-98.56%
Sum of Student Tuition & Fees		\$814,126	\$797,386	\$799,766	\$2,380	0.30%

Sales & Service Fees

4504000	24 CE Tuition	\$0	\$0	\$0	\$0	#Num!
Sum of Sales & Service Fees		\$0	\$0	\$0	\$0	#Num!

Nongovernmental Gifts

4809000	25 Foundation Contributions	\$2,855	\$0	\$0	\$0	#Num!
Sum of Nongovernmental Gifts		\$2,855	\$0	\$0	\$0	#Num!

Interfund Transfer In

7202000	05 Transfers			\$230,279		
Sum of Interfund Transfer In				\$230,279		

Net Total for General \$816,980 \$797,386 \$1,030,045 \$232,659 29.18%

Dept: 05-0000-201045 Department Name: ONLINE CE/CAREER TRAINING

Student Tuition & Fees

4401001	20 Online-Tuition & Fees	\$300	\$0	\$500	\$500	#Div/0!
Sum of Student Tuition & Fees		\$300	\$0	\$500	\$500	#Div/0!

Net Total for ONLINE CE/CAREER T \$300 \$0 \$500 \$500 #Div/0!

Dept: 05-0000-303048 Department Name: The "Tartan"

Sales & Service Fees

4509000	10 Tartan Advertising Revenue	\$0	\$1,000	\$0	(\$1,000)	-100.00%
Sum of Sales & Service Fees		\$0	\$1,000	\$0	(\$1,000)	-100.00%

Net Total for The "Tartan" \$0 \$1,000 \$0 (\$1,000) -100.00%

Dept: 05-0000-401024 Department Name: Personal Development Program

Sales & Service Fees

4504000	24 CE Tuition	\$54,042	\$70,000	\$70,000	\$0	0.00%
---------	---------------	----------	----------	----------	-----	-------

Thru: 6/30/2022

<i>Object</i>	<i>Object Name</i>	<i>FY22 YTD</i>	<i>FY22 Budget</i>	<i>FY23 Budget</i>	<i>\$ Change</i>	<i>% Change</i>
	Sum of Sales & Service Fees	\$54,042	\$70,000	\$70,000	\$0	0.00%
Net Total for Personal Development Pr		\$54,042	\$70,000	\$70,000	\$0	0.00%

Dept: 05-0000-401026 Department Name: Retired Adult Prog

4504000	48 RAP Membership Fees	\$3,325	\$0	\$1,500	\$1,500	#Div/0!
	Sum of	\$3,325	\$0	\$1,500	\$1,500	#Div/0!
Sales & Service Fees						
4504000	46 RAP Tuition	\$9,623	\$25,000	\$25,000	\$0	0.00%
	Sum of Sales & Service Fees	\$9,623	\$25,000	\$25,000	\$0	0.00%
Net Total for Retired Adult Prog		\$12,948	\$25,000	\$26,500	\$1,500	6.00%

Dept: 05-0000-404015 Department Name: Center for Non-Profit Leadership

Other Revenue

4909000	26 Ctr Non-Profit Ldrship Revenue	\$0	\$7,500	\$7,500	\$0	0.00%
	Sum of Other Revenue	\$0	\$7,500	\$7,500	\$0	0.00%
Net Total for Center for Non-Profit Le		\$0	\$7,500	\$7,500	\$0	0.00%

Dept: 05-0000-501033 Department Name: Tartan Bistro - Cullinary

Sales & Service Fees

4505001	00 Culinary Food Sales	\$21,479	\$10,000	\$10,000	\$0	0.00%
4509001	00 Culinary & Other Misc.	\$3,819	\$0	\$2,000	\$2,000	#Div/0!
	Sum of Sales & Service Fees	\$25,298	\$10,000	\$12,000	\$2,000	20.00%
Net Total for Tartan Bistro - Cullinary		\$25,298	\$10,000	\$12,000	\$2,000	20.00%

Dept: 05-0000-601010 Department Name: Conferences and Rental

4504000	70 Planetarium Events	\$1,107	\$0	\$0	\$0	#Num!
	Sum of	\$1,107	\$0	\$0	\$0	#Num!
Sales & Service Fees						
4509000	05 Conferences & Rental Income	\$61,717	\$45,000	\$65,000	\$20,000	44.44%
	Sum of Sales & Service Fees	\$61,717	\$45,000	\$65,000	\$20,000	44.44%
Facilities Revenue						
4609001	00 Shah Center Rentals	\$24,114	\$30,000	\$35,000	\$5,000	16.67%
	Sum of Facilities Revenue	\$24,114	\$30,000	\$35,000	\$5,000	16.67%

Thru: 6/30/2022

<i>Object</i>	<i>Object Name</i>	<i>FY22 YTD</i>	<i>FY22 Budget</i>	<i>FY23 Budget</i>	<i>\$ Change</i>	<i>% Change</i>
Net Total for Conferences and Rental		\$86,938	\$75,000	\$100,000	\$25,000	33.33%

Dept: 05-0000-601015 Department Name: CLC

Sales & Service Fees

4509000	20 Child Care Fees	\$83,194	\$75,000	\$75,000	\$0	0.00%
Sum of Sales & Service Fees		\$83,194	\$75,000	\$75,000	\$0	0.00%
Net Total for CLC		\$83,194	\$75,000	\$75,000	\$0	0.00%

Dept: 05-0000-602010 Department Name: The MCC Store

Sales & Service Fees

4502000	05 Sales-Gifts	\$27,863	\$10,000	\$15,000	\$5,000	50.00%
4502000	10 Sales-Software	\$810	\$1,000	\$750	(\$250)	-25.00%
4502000	15 Sales-Books	\$740,938	\$850,000	\$825,000	(\$25,000)	-2.94%
4502000	20 Sales-Supplies	\$59,223	\$50,000	\$50,000	\$0	0.00%
4502000	25 Sales-Clothing	\$70,035	\$30,000	\$50,000	\$20,000	66.67%
4502000	30 Discounts Earned	\$1,058	\$1,000	\$1,000	\$0	0.00%
4502000	35 Book Buyback Commissions	\$1,254	\$1,000	\$1,000	\$0	0.00%
4502000	50 Bookstore Restocking Fees	\$41	\$0	\$0	\$0	#Num!
4502000	55 Fin Aid Bkstr Sales	\$0	\$1,000	\$500	(\$500)	-50.00%
Sum of Sales & Service Fees		\$901,223	\$944,000	\$943,250	(\$750)	-0.08%
Net Total for The MCC Store		\$901,223	\$944,000	\$943,250	(\$750)	-0.08%

Dept: 05-0000-603010 Department Name: Food Service Admin

Sales & Service Fees

4501000	05 Cafeteria Receipts	\$278,173	\$480,000	\$450,000	(\$30,000)	-6.25%
4501000	10 Catering - External	\$4,400	\$27,500	\$28,500	\$1,000	3.64%
4501000	15 Catering - Internal	\$59,405	\$107,000	\$80,000	(\$27,000)	-25.23%
4501000	20 Catering - CLC	\$783	\$1,000	\$1,000	\$0	0.00%
4501000	25 Vending Receipts	\$28,567	\$40,000	\$39,000	(\$1,000)	-2.50%
Sum of Sales & Service Fees		\$371,329	\$655,500	\$598,500	(\$57,000)	-8.70%
Net Total for Food Service Admin		\$371,329	\$655,500	\$598,500	(\$57,000)	-8.70%

Dept: 05-0000-604020 Department Name: Traffic Safety Program

Sales & Service Fees

4504000	12 Traffic Safety School	\$394,251	\$475,000	\$475,000	\$0	0.00%
Sum of Sales & Service Fees		\$394,251	\$475,000	\$475,000	\$0	0.00%
Net Total for Traffic Safety Program		\$394,251	\$475,000	\$475,000	\$0	0.00%

Thru: 6/30/2022

Object	Object Name	FY22 YTD	FY22 Budget	FY23 Budget	\$ Change	% Change
--------	-------------	----------	-------------	-------------	-----------	----------

Dept: 05-0000-604025 Department Name: Focus on the Kids

Sales & Service Fees

4504000	10 Parenting Classes	\$69,905	\$95,000	\$95,000	\$0	0.00%
Sum of Sales & Service Fees		\$69,905	\$95,000	\$95,000	\$0	0.00%
Net Total for Focus on the Kids		\$69,905	\$95,000	\$95,000	\$0	0.00%

Dept: 05-0000-604030 Department Name: Center for Agrarian Learning

4504000	60 Center for Agrarian	\$1,739	\$0	\$4,500	\$4,500	#Div/0!
Sum of		\$1,739	\$0	\$4,500	\$4,500	#Div/0!
Net Total for Center for Agrarian Lear		\$1,739	\$0	\$4,500	\$4,500	#Div/0!

Dept: 05-0000-605010 Department Name: Athletics

Sales & Service Fees

4503000	05 Intramurals	\$779	\$0	\$750	\$750	#Div/0!
4503000	10 Sports Camps	\$11,385	\$0	\$3,500	\$3,500	#Div/0!
4503000	15 Athletic Field Rentals	\$0	\$3,000	\$0	(\$3,000)	-100.00%
Sum of Sales & Service Fees		\$12,164	\$3,000	\$4,250	\$1,250	41.67%
Net Total for Athletics		\$12,164	\$3,000	\$4,250	\$1,250	41.67%

Dept: 05-0000-609020 Department Name: MCC Floral Shop

Sales & Service Fees

4509000	16 Floral Shop sales	\$650	\$14,000	\$6,000	(\$8,000)	-57.14%
Sum of Sales & Service Fees		\$650	\$14,000	\$6,000	(\$8,000)	-57.14%
Net Total for MCC Floral Shop		\$650	\$14,000	\$6,000	(\$8,000)	-57.14%

Dept: 05-0000-609025 Department Name: Workforce Training - Open Enrollment

Sales & Service Fees

4504000	18 Corporate Center Open Enrollme	\$111,953	\$185,000	\$185,000	\$0	0.00%
4504000	25 CE Discount	(\$5,848)	\$0	(\$3,500)	(\$3,500)	#Div/0!
Sum of Sales & Service Fees		\$106,105	\$185,000	\$181,500	(\$3,500)	-1.89%
Net Total for Workforce Training - Op		\$106,105	\$185,000	\$181,500	(\$3,500)	-1.89%

Dept: 05-0000-609030 Department Name: Workforce Training - Contract Trainin

Sales & Service Fees

Thru: 6/30/2022

<i>Object</i>	<i>Object Name</i>	<i>FY22 YTD</i>	<i>FY22 Budget</i>	<i>FY23 Budget</i>	<i>\$ Change</i>	<i>% Change</i>
4504000 16	Contract Training	\$204,699	\$125,000	\$150,000	\$25,000	20.00%
Sum of Sales & Service Fees		\$204,699	\$125,000	\$150,000	\$25,000	20.00%
Net Total for Workforce Training - Co		\$204,699	\$125,000	\$150,000	\$25,000	20.00%

Dept: 05-0000-609032 Department Name: Workforce Training Program

Sales & Service Fees

4509000 09	Workforce Program Revenue	\$390,813	\$250,000	\$350,000	\$100,000	40.00%
Sum of Sales & Service Fees		\$390,813	\$250,000	\$350,000	\$100,000	40.00%
Net Total for Workforce Training Prog		\$390,813	\$250,000	\$350,000	\$100,000	40.00%

Dept: 05-3060-303048 Department Name: The "Tartan"

Outsourced & Contractual Services

5309000 20	Other Contractual Services	\$700	\$1,000	\$1,000	\$0	0.00%
Sum of Outsourced & Contractual Servi		\$700	\$1,000	\$1,000	\$0	0.00%

Maintenance, Memberships, and Printing & Postage Supplies

5401001 00	Office Supplies	\$0	\$100	\$100	\$0	0.00%
5404002 00	Computer Software	\$0	\$200	\$200	\$0	0.00%
5406000 00	Publications & Dues	\$50	\$100	\$100	\$0	0.00%
Sum of Maintenance, Memberships, and		\$50	\$400	\$400	\$0	0.00%
Net Total for The "Tartan"		\$750	\$1,400	\$1,400	\$0	0.00%

Dept: 05-4000-604020 Department Name: Traffic Safety Program

Salaries

5102001 00	FT Prof/Tech Staff	\$0	\$50,000	\$0	(\$50,000)	-100.00%
5102002 00	PT Prof/Technical Staff			\$0		
5106002 00	PT Clerical Staff	\$27,590	\$28,785	\$29,623	\$838	2.91%
Sum of Salaries		\$27,590	\$78,785	\$29,623	(\$49,162)	-62.40%

Fringe Benefits

5201001 00	Employer GTL Medical Vision	\$0	\$25,000	\$0	(\$25,000)	-100.00%
5209000 55	Surs .5% Employer Contribution	\$0	\$144	\$346	\$202	140.28%
5299900 00	Compensated Absences	(\$89)	\$0	\$0	\$0	#Num!
Sum of Fringe Benefits		(\$89)	\$25,144	\$346	(\$24,798)	-98.62%

Outsourced & Contractual Services

5304000 10	Contract Maintenance Services	\$532	\$550	\$550	\$0	0.00%
5309000 20	Other Contractual Services	\$16,160	\$30,000	\$25,000	(\$5,000)	-16.67%
Sum of Outsourced & Contractual Servi		\$16,692	\$30,550	\$25,550	(\$5,000)	-16.37%

Thru: 6/30/2022

<i>Object</i>	<i>Object Name</i>	<i>FY22 YTD</i>	<i>FY22 Budget</i>	<i>FY23 Budget</i>	<i>\$ Change</i>	<i>% Change</i>
Maintenance, Memberships, and Printing & Postage Supplies						
5401001	00 Office Supplies	\$502	\$250	\$250	\$0	0.00%
5402000	00 Printing	\$260	\$4,000	\$2,000	(\$2,000)	-50.00%
5404003	00 Postage	\$62	\$1,000	\$1,000	\$0	0.00%
5406000	00 Publications & Dues	\$892	\$1,400	\$1,000	(\$400)	-28.57%
5409000	00 Other Materials & Supplies	\$36,266	\$97,600	\$98,000	\$400	0.41%
Sum of Maintenance, Memberships, and		\$37,982	\$104,250	\$102,250	(\$2,000)	-1.92%
Travel, Meeting, Professional Development, and Recruitment						
5502000	05 In District Travel	\$0	\$50	\$50	\$0	0.00%
Sum of Travel, Meeting, Professional D		\$0	\$50	\$50	\$0	0.00%
Scholarships, Student Activities, and Waivers						
5909000	10 Tuition Refunds	\$7,220	\$10,000	\$10,000	\$0	0.00%
Sum of Scholarships, Student Activities,		\$7,220	\$10,000	\$10,000	\$0	0.00%
Net Total for Traffic Safety Program		\$89,395	\$248,779	\$167,819	(\$80,960)	-32.54%

Dept: 05-4000-604025 Department Name: Focus on the Kids

Salaries

5102001	00 FT Prof/Tech Staff	\$61,241	\$60,119	\$62,104	\$1,985	3.30%
Sum of Salaries		\$61,241	\$60,119	\$62,104	\$1,985	3.30%

Fringe Benefits

5201001	00 Employer GTL Medical Vision	\$10,732	\$11,135	\$10,712	(\$423)	-3.80%
5209000	55 Surs .5% Employer Contribution	\$302	\$301	\$311	\$10	3.32%
5299900	00 Compensated Absences	\$1,263	\$0	\$0	\$0	#Num!
Sum of Fringe Benefits		\$12,297	\$11,436	\$11,023	(\$413)	-3.61%

Outsourced & Contractual Services

5309000	20 Other Contractual Services	\$6,020	\$4,750	\$4,750	\$0	0.00%
Sum of Outsourced & Contractual Servi		\$6,020	\$4,750	\$4,750	\$0	0.00%

Maintenance, Memberships, and Printing & Postage Supplies

5401001	00 Office Supplies	\$0	\$100	\$100	\$0	0.00%
5401002	00 Instructional Supplies	\$674	\$700	\$700	\$0	0.00%
5402000	00 Printing	\$0	\$25	\$25	\$0	0.00%
Sum of Maintenance, Memberships, and		\$674	\$825	\$825	\$0	0.00%

Travel, Meeting, Professional Development, and Recruitment

5501000	05 Meeting Expense In-District	\$0	\$50	\$50	\$0	0.00%
Sum of Travel, Meeting, Professional D		\$0	\$50	\$50	\$0	0.00%

Thru: 6/30/2022

<i>Object</i>	<i>Object Name</i>	<i>FY22 YTD</i>	<i>FY22 Budget</i>	<i>FY23 Budget</i>	<i>\$ Change</i>	<i>% Change</i>
Net Total for Focus on the Kids		\$80,232	\$77,180	\$78,752	\$1,572	2.04%

Dept: 05-4010-401024 Department Name: Personal Development Program

Salaries

5101001	00 FT Administrative Staff	\$87,703	\$87,292	\$89,824	\$2,532	2.90%
5103001	10 FT Stipends Fall Spring Summer	\$558	\$0	\$0	\$0	#Num!
5103002	15 PT Stipends Fall Sprg Sum	\$3,724	\$3,500	\$3,500	\$0	0.00%
5106001	00 FT Clerical Staff	\$73,637	\$103,786	\$111,944	\$8,158	7.86%
5106002	00 PT Clerical Staff	\$0	\$20,000	\$0	(\$20,000)	-100.00%
Sum of Salaries		\$165,621	\$214,578	\$205,268	(\$9,310)	-4.34%

Fringe Benefits

5201001	00 Employer GTL Medical Vision	\$47,052	\$66,964	\$61,200	(\$5,764)	-8.61%
5209000	55 Surs .5% Employer Contribution	\$792	\$722	\$1,027	\$305	42.24%
5299900	00 Compensated Absences	\$2,770	\$0	\$0	\$0	#Num!
Sum of Fringe Benefits		\$50,614	\$67,686	\$62,227	(\$5,459)	-8.07%

Outsourced & Contractual Services

5309000	20 Other Contractual Services	\$25,906	\$25,900	\$25,900	\$0	0.00%
Sum of Outsourced & Contractual Servi		\$25,906	\$25,900	\$25,900	\$0	0.00%

Maintenance, Memberships, and Printing & Postage Supplies

5401001	00 Office Supplies	\$66	\$75	\$75	\$0	0.00%
5401002	00 Instructional Supplies	\$223	\$0	\$0	\$0	#Num!
5401009	05 Supplies Bookstore	\$70	\$50	\$50	\$0	0.00%
5402000	00 Printing	\$30	\$50	\$50	\$0	0.00%
5409000	00 Other Materials & Supplies	\$0	\$200	\$200	\$0	0.00%
Sum of Maintenance, Memberships, and		\$390	\$375	\$375	\$0	0.00%

Travel, Meeting, Professional Development, and Recruitment

5502000	05 In District Travel	\$0	\$50	\$50	\$0	0.00%
Sum of Travel, Meeting, Professional D		\$0	\$50	\$50	\$0	0.00%

Net Total for Personal Development Pr \$242,531 \$308,589 \$293,820 (\$14,769) -4.79%

Dept: 05-4010-401026 Department Name: Retired Adult Prog

Outsourced & Contractual Services

5309000	20 Other Contractual Services	\$5,952	\$4,500	\$4,500	\$0	0.00%
Sum of Outsourced & Contractual Servi		\$5,952	\$4,500	\$4,500	\$0	0.00%

Maintenance, Memberships, and Printing & Postage Supplies

5401001	00 Office Supplies	\$0	\$100	\$100	\$0	0.00%
5401009	05 Supplies Bookstore	\$0	\$50	\$50	\$0	0.00%

Thru: 6/30/2022

<i>Object</i>	<i>Object Name</i>	<i>FY22 YTD</i>	<i>FY22 Budget</i>	<i>FY23 Budget</i>	<i>\$ Change</i>	<i>% Change</i>
5402000	00 Printing	\$106	\$50	\$50	\$0	0.00%
Sum of Maintenance, Memberships, and		\$106	\$200	\$200	\$0	0.00%
Net Total for Retired Adult Prog		\$6,058	\$4,700	\$4,700	\$0	0.00%

Dept: 05-4010-604030 **Department Name: Center for Agrarian Learning**

Salaries

5102001	00 FT Prof/Tech Staff				(\$9,000)	
Sum of Salaries					(\$9,000)	

Fringe Benefits

5201001	00 Employer GTL Medical Vision				\$54,969	
5209000	55 Surs .5% Employer Contribution				(\$45)	
Sum of Fringe Benefits					\$54,924	

Outsourced & Contractual Services

5309000	20 Other Contractual Services	\$1,363	\$0	\$1,300	\$1,300	#Div/0!
Sum of Outsourced & Contractual Servi		\$1,363	\$0	\$1,300	\$1,300	#Div/0!

Maintenance, Memberships, and Printing & Postage Supplies

5401001	00 Office Supplies	\$487	\$0	\$600	\$600	#Div/0!
5401002	00 Instructional Supplies	\$418	\$0	\$2,500	\$2,500	#Div/0!
5402000	00 Printing	\$3,015	\$0	\$3,000	\$3,000	#Div/0!
5406000	00 Publications & Dues	\$246	\$0	\$700	\$700	#Div/0!
5409000	00 Other Materials & Supplies	\$11,776	\$0	\$9,000	\$9,000	#Div/0!
Sum of Maintenance, Memberships, and		\$15,942	\$0	\$15,800	\$15,800	#Div/0!

Travel, Meeting, Professional Development, and Recruitment

5501000	05 Meeting Expense In-District	\$1,835	\$0	\$600	\$600	#Div/0!
5502000	05 In District Travel	\$20	\$0	\$500	\$500	#Div/0!
5502000	10 Out of District Travel			\$2,000		
5509000	15 Other Conf & Mtg Exp	\$2,111	\$0	\$3,500	\$3,500	#Div/0!
Sum of Travel, Meeting, Professional D		\$3,965	\$0	\$6,600	\$6,600	#Div/0!

Fixed Charges, Rental, Property Insurance, and Debt Retirement

5601000	00 Rental - Facilities	\$1,432	\$0	\$2,040	\$2,040	#Div/0!
Sum of Fixed Charges, Rental, Property		\$1,432	\$0	\$2,040	\$2,040	#Div/0!

Net Total for Center for Agrarian Lear \$22,702 \$0 \$71,664 \$71,664 #Div/0!

Dept: 05-4040-404015 **Department Name: Center for Non-Profit Leadership**

Outsourced & Contractual Services

5309000	20 Other Contractual Services	\$6,397	\$3,400	\$3,500	\$100	2.94%
---------	-------------------------------	---------	---------	---------	-------	-------

Thru: 6/30/2022

<i>Object</i>	<i>Object Name</i>	<i>FY22 YTD</i>	<i>FY22 Budget</i>	<i>FY23 Budget</i>	<i>\$ Change</i>	<i>% Change</i>
Sum of Outsourced & Contractual Servi		\$6,397	\$3,400	\$3,500	\$100	2.94%
Maintenance, Memberships, and Printing & Postage Supplies						
5401001	00 Office Supplies	\$0	\$150	\$150	\$0	0.00%
5402000	00 Printing	\$3,292	\$2,425	\$2,500	\$75	3.09%
5408000	05 Food Purchases	\$0	\$1,475	\$1,500	\$25	1.69%
Sum of Maintenance, Memberships, and		\$3,292	\$4,050	\$4,150	\$100	2.47%
Travel, Meeting, Professional Development, and Recruitment						
5501000	05 Meeting Expense In-District	\$0	\$50	\$50	\$0	0.00%
Sum of Travel, Meeting, Professional D		\$0	\$50	\$50	\$0	0.00%
Net Total for Center for Non-Profit Le		\$9,689	\$7,500	\$7,700	\$200	2.67%

Dept: 05-6010-501033 **Department Name: Tartan Bistro - Cullinary**

Maintenance, Memberships, and Printing & Postage Supplies

5401002	00 Instructional Supplies	\$88	\$500	\$500	\$0	0.00%
5402000	00 Printing	\$55	\$100	\$100	\$0	0.00%
5408000	05 Food Purchases	\$2,401	\$14,000	\$14,000	\$0	0.00%
Sum of Maintenance, Memberships, and		\$2,544	\$14,600	\$14,600	\$0	0.00%
Net Total for Tartan Bistro - Cullinary		\$2,544	\$14,600	\$14,600	\$0	0.00%

Dept: 05-6010-603010 **Department Name: Food Service Admin**

Salaries

5101001	00 FT Administrative Staff	\$90,005	\$89,583	\$92,181	\$2,598	2.90%
5102001	00 FT Prof/Tech Staff	\$49,627	\$47,416	\$48,992	\$1,576	3.32%
5106001	10 FT Service Staff	\$41,787	\$57,073	\$42,271	(\$14,802)	-25.94%
5106002	20 PT Service Staff	\$91,340	\$160,164	\$159,018	(\$1,146)	-0.72%
Sum of Salaries		\$272,759	\$354,236	\$342,462	(\$11,774)	-3.32%

Fringe Benefits

5201001	00 Employer GTL Medical Vision	\$23,990	\$40,749	\$20,147	(\$20,602)	-50.56%
5209000	55 Surs .5% Employer Contribution	\$898	\$1,862	\$1,711	(\$151)	-8.11%
5299900	00 Compensated Absences	\$43	\$0	\$0	\$0	#Num!
Sum of Fringe Benefits		\$24,930	\$42,611	\$21,858	(\$20,753)	-48.70%

Outsourced & Contractual Services

5309000	20 Other Contractual Services	\$7,966	\$23,000	\$20,000	(\$3,000)	-13.04%
Sum of Outsourced & Contractual Servi		\$7,966	\$23,000	\$20,000	(\$3,000)	-13.04%

Maintenance, Memberships, and Printing & Postage Supplies

5401001	00 Office Supplies	\$1,587	\$500	\$500	\$0	0.00%
---------	--------------------	---------	-------	-------	-----	-------

Thru: 6/30/2022

<i>Object</i>	<i>Object Name</i>	<i>FY22 YTD</i>	<i>FY22 Budget</i>	<i>FY23 Budget</i>	<i>\$ Change</i>	<i>% Change</i>
5401009	05 Supplies Bookstore	\$7	\$0	\$0	\$0	#Num!
5404002	00 Computer Software	\$0	\$550	\$550	\$0	0.00%
5406000	00 Publications & Dues	\$370	\$800	\$500	(\$300)	-37.50%
5408000	05 Food Purchases	\$170,273	\$228,000	\$223,000	(\$5,000)	-2.19%
5409000	00 Other Materials & Supplies	\$36,510	\$32,000	\$32,000	\$0	0.00%
Sum of Maintenance, Memberships, and		\$208,747	\$261,850	\$256,550	(\$5,300)	-2.02%
Travel, Meeting, Professional Development, and Recruitment						
5509000	15 Other Conf & Mtg Exp	\$0	\$100	\$100	\$0	0.00%
Sum of Travel, Meeting, Professional D		\$0	\$100	\$100	\$0	0.00%
Capital Outlay						
5807000	05 Repl Equip - Service	\$0	\$0	\$0	\$0	#Num!
Sum of Capital Outlay		\$0	\$0	\$0	\$0	#Num!
Scholarships, Student Activities, and Waivers						
5904000	10 Fee Loss/Uncollectable	\$51	\$0	\$0	\$0	#Num!
Sum of Scholarships, Student Activities,		\$51	\$0	\$0	\$0	#Num!
Net Total for Food Service Admin		\$514,452	\$681,797	\$640,970	(\$40,827)	-5.99%
Dept: 05-6020-602010 Department Name: The MCC Store						
Salaries						
5101001	00 FT Administrative Staff	\$70,301	\$69,972	\$72,001	\$2,029	2.90%
5102001	00 FT Prof/Tech Staff	\$51,833	\$48,695	\$52,845	\$4,150	8.52%
5106001	00 FT Clerical Staff	\$83,186	\$78,188	\$80,474	\$2,286	2.92%
Sum of Salaries		\$205,320	\$196,855	\$205,320	\$8,465	4.30%
Fringe Benefits						
5201001	00 Employer GTL Medical Vision	\$38,282	\$40,586	\$38,714	(\$1,872)	-4.61%
5209000	55 Surs .5% Employer Contribution	\$866	\$982	\$1,027	\$45	4.58%
5299900	00 Compensated Absences	\$956	\$0	\$0	\$0	#Num!
Sum of Fringe Benefits		\$40,104	\$41,568	\$39,741	(\$1,827)	-4.40%
Outsourced & Contractual Services						
5304000	10 Contract Maintenance Services	\$44,696	\$40,800	\$41,000	\$200	0.49%
5309000	20 Other Contractual Services	\$8,471	\$10,000	\$10,000	\$0	0.00%
Sum of Outsourced & Contractual Servi		\$53,167	\$50,800	\$51,000	\$200	0.39%
Maintenance, Memberships, and Printing & Postage Supplies						
5401001	00 Office Supplies	\$250	\$5,000	\$2,500	(\$2,500)	-50.00%
5401002	35 Supplies - General	\$954	\$5,000	\$2,500	(\$2,500)	-50.00%
5401009	05 Supplies Bookstore	\$137	\$600	\$500	(\$100)	-16.67%

Thru: 6/30/2022

<i>Object</i>	<i>Object Name</i>	<i>FY22 YTD</i>	<i>FY22 Budget</i>	<i>FY23 Budget</i>	<i>\$ Change</i>	<i>% Change</i>
5402000	00 Printing	\$3,621	\$2,500	\$3,000	\$500	20.00%
5404003	00 Postage	\$0	\$50	\$50	\$0	0.00%
5406000	00 Publications & Dues	\$725	\$2,000	\$2,000	\$0	0.00%
5407000	10 Promotional Expense	\$14,339	\$10,000	\$15,000	\$5,000	50.00%
5408000	10 Supply Purchases	\$41,950	\$30,000	\$30,000	\$0	0.00%
5408000	15 Clothing Purchases	\$40,065	\$20,000	\$20,000	\$0	0.00%
5408000	20 Bkstr-Freight & Shipping	\$14,868	\$10,000	\$15,000	\$5,000	50.00%
5408000	21 Book Purchases	\$558,317	\$600,000	\$600,000	\$0	0.00%
5408000	25 Gift Purchases	\$11,474	\$10,000	\$10,000	\$0	0.00%
5408000	30 Software Purchases	\$0	\$1,000	\$1,000	\$0	0.00%
Sum of Maintenance, Memberships, and		\$686,700	\$696,150	\$701,550	\$5,400	0.78%
Travel, Meeting, Professional Development, and Recruitment						
5502000	10 Out of District Travel	\$0	\$4,000	\$4,000	\$0	0.00%
5509000	15 Other Conf & Mtg Exp	\$0	\$500	\$500	\$0	0.00%
Sum of Travel, Meeting, Professional D		\$0	\$4,500	\$4,500	\$0	0.00%
Scholarships, Student Activities, and Waivers						
5904000	10 Fee Loss/Uncollectable	\$792	\$600	\$1,000	\$400	66.67%
5904002	00 Dept. Charge-Back	\$0	\$0	\$0	\$0	#Num!
5909000	00 Other Expenditures	\$35	\$0	\$0	\$0	#Num!
Sum of Scholarships, Student Activities,		\$827	\$600	\$1,000	\$400	66.67%
Net Total for The MCC Store		\$986,117	\$990,473	\$1,003,111	\$12,638	1.28%
Dept: 05-6040-605010 Department Name: Athletics						
Salaries						
5101001	00 FT Administrative Staff	\$98,017	\$97,558	\$100,388	\$2,830	2.90%
5102001	00 FT Prof/Tech Staff	\$134,711	\$132,242	\$136,610	\$4,368	3.30%
5103001	10 FT Stipends Fall Spring Summer	\$11,550	\$0	\$0	\$0	#Num!
5103002	15 PT Stipends Fall Sprg Sum	\$95,238	\$157,183	\$111,000	(\$46,183)	-29.38%
5106002	20 PT Service Staff	\$6,227	\$16,000	\$8,195	(\$7,805)	-48.78%
5108000	15 Student Employees - WSI			\$5,000		
Sum of Salaries		\$345,743	\$402,983	\$361,193	(\$41,790)	-10.37%
Fringe Benefits						
5201001	00 Employer GTL Medical Vision	\$51,443	\$49,998	\$48,115	(\$1,883)	-3.77%
5209000	55 Surs .5% Employer Contribution	\$1,208	\$2,013	\$1,726	(\$287)	-14.26%
5299900	00 Compensated Absences	\$689	\$0	\$0	\$0	#Num!
Sum of Fringe Benefits		\$53,340	\$52,011	\$49,841	(\$2,170)	-4.17%
Outsourced & Contractual Services						
5309000	20 Other Contractual Services	\$58,317	\$65,000	\$65,000	\$0	0.00%

Thru: 6/30/2022

<i>Object</i>	<i>Object Name</i>	<i>FY22 YTD</i>	<i>FY22 Budget</i>	<i>FY23 Budget</i>	<i>\$ Change</i>	<i>% Change</i>
Sum of Outsourced & Contractual Servi		\$58,317	\$65,000	\$65,000	\$0	0.00%
Maintenance, Memberships, and Printing & Postage Supplies						
5401001	00 Office Supplies	\$40,608	\$57,000	\$57,000	\$0	0.00%
5401009	05 Supplies Bookstore	\$1,097	\$500	\$500	\$0	0.00%
5402000	00 Printing	\$150	\$350	\$350	\$0	0.00%
5404003	00 Postage	\$36	\$0	\$0	\$0	#Num!
5406000	00 Publications & Dues	\$12,049	\$11,900	\$11,900	\$0	0.00%
5409000	00 Other Materials & Supplies	\$639	\$150	\$4,150	\$4,000	2666.67%
Sum of Maintenance, Memberships, and		\$54,579	\$69,900	\$73,900	\$4,000	5.72%
Travel, Meeting, Professional Development, and Recruitment						
5501000	05 Meeting Expense In-District	\$0	\$300	\$300	\$0	0.00%
5502000	05 In District Travel	\$0	\$100	\$100	\$0	0.00%
5502000	10 Out of District Travel	\$45,155	\$41,000	\$54,000	\$13,000	31.71%
5504000	00 Recruitment	\$149	\$6,300	\$4,000	(\$2,300)	-36.51%
5509000	15 Other Conf & Mtg Exp	\$6,387	\$4,000	\$5,600	\$1,600	40.00%
Sum of Travel, Meeting, Professional D		\$51,691	\$51,700	\$64,000	\$12,300	23.79%
Fixed Charges, Rental, Property Insurance, and Debt Retirement						
5601000	00 Rental - Facilities	\$9,404	\$20,000	\$20,000	\$0	0.00%
Sum of Fixed Charges, Rental, Property		\$9,404	\$20,000	\$20,000	\$0	0.00%
Capital Outlay						
5806000	00 Equipment - Instructional	\$4,209	\$0	\$0	\$0	#Num!
5806000	05 Repl Equip--Instructional	\$8,490	\$0	\$0	\$0	#Num!
5807000	00 Equipment - Service	\$31,220	\$0	\$0	\$0	#Num!
5809000	00 Other Capital Outlay			\$8,000		
Sum of Capital Outlay		\$43,919	\$0	\$8,000	\$8,000	#Div/0!
Net Total for Athletics		\$616,994	\$661,594	\$641,934	(\$19,660)	-2.97%
Dept: 05-6080-601010 Department Name: Conferences and Rental						
Salaries						
5102001	00 FT Prof/Tech Staff	\$70,595	\$78,265	\$120,143	\$41,878	53.51%
5106002	00 PT Clerical Staff	\$28,236	\$55,044	\$26,308	(\$28,736)	-52.21%
Sum of Salaries		\$98,831	\$133,309	\$146,451	\$13,142	9.86%
Fringe Benefits						
5201001	00 Employer GTL Medical Vision	\$8,593	\$13,653	\$65,473	\$51,820	379.55%
5209000	55 Surs .5% Employer Contribution	\$351	\$626	\$829	\$203	32.43%
5299900	00 Compensated Absences	\$1,699	\$0	\$0	\$0	#Num!
Sum of Fringe Benefits		\$10,643	\$14,279	\$66,302	\$52,023	364.33%

Thru: 6/30/2022

<i>Object</i>	<i>Object Name</i>	<i>FY22 YTD</i>	<i>FY22 Budget</i>	<i>FY23 Budget</i>	<i>\$ Change</i>	<i>% Change</i>
Outsourced & Contractual Services						
5309000	20 Other Contractual Services	\$6,783	\$15,000	\$17,500	\$2,500	16.67%
Sum of Outsourced & Contractual Servi		\$6,783	\$15,000	\$17,500	\$2,500	16.67%
Maintenance, Memberships, and Printing & Postage Supplies						
5401001	00 Office Supplies	\$269	\$500	\$1,750	\$1,250	250.00%
5401009	05 Supplies Bookstore	\$0	\$50	\$250	\$200	400.00%
5402000	00 Printing	\$174	\$750	\$1,000	\$250	33.33%
5404003	00 Postage	\$0	\$750	\$750	\$0	0.00%
5406000	00 Publications & Dues	\$575	\$750	\$1,000	\$250	33.33%
5408000	05 Food Purchases	\$4,394	\$20,000	\$10,000	(\$10,000)	-50.00%
5409000	00 Other Materials & Supplies	\$427	\$0	\$1,500	\$1,500	#Div/0!
Sum of Maintenance, Memberships, and		\$5,839	\$22,800	\$16,250	(\$6,550)	-28.73%
Travel, Meeting, Professional Development, and Recruitment						
5501000	05 Meeting Expense In-District	\$0	\$3,000	\$3,500	\$500	16.67%
5502000	10 Out of District Travel	\$380	\$1,200	\$1,750	\$550	45.83%
5509000	15 Other Conf & Mtg Exp	\$0	\$850	\$2,500	\$1,650	194.12%
Sum of Travel, Meeting, Professional D		\$380	\$5,050	\$7,750	\$2,700	53.47%
Net Total for Conferences and Rental		\$122,475	\$190,438	\$254,253	\$63,815	33.51%

Dept: 05-6090-601015 Department Name: CLC

Salaries

5102002	00 PT Prof/Technical Staff	\$52,866	\$129,541	\$86,273	(\$43,268)	-33.40%
5103004	20 Non-Instructional Overload	\$16,350	\$6,000	\$12,000	\$6,000	100.00%
5106002	00 PT Clerical Staff	\$43,672	\$26,292	\$57,907	\$31,615	120.25%
5108000	15 Student Employees - WSI	\$0	\$7,500	\$7,500	\$0	0.00%
Sum of Salaries		\$112,887	\$169,333	\$163,680	(\$5,653)	-3.34%

Fringe Benefits

5201001	00 Employer GTL Medical Vision	\$2,538	\$0	\$180	\$180	#Div/0!
5209000	55 Surs .5% Employer Contribution	\$82	\$358	\$780	\$422	117.88%
5299900	00 Compensated Absences	\$286	\$0	\$0	\$0	#Num!
Sum of Fringe Benefits		\$2,906	\$358	\$960	\$602	168.16%

Outsourced & Contractual Services

5304000	10 Contract Maintenance Services	\$937	\$1,200	\$1,200	\$0	0.00%
5306000	00 Office Services	\$5,728	\$1,500	\$1,500	\$0	0.00%
5309000	20 Other Contractual Services	\$12,558	\$300	\$1,300	\$1,000	333.33%
Sum of Outsourced & Contractual Servi		\$19,223	\$3,000	\$4,000	\$1,000	33.33%

Maintenance, Memberships, and Printing & Postage Supplies

Thru: 6/30/2022

<i>Object</i>	<i>Object Name</i>	<i>FY22 YTD</i>	<i>FY22 Budget</i>	<i>FY23 Budget</i>	<i>\$ Change</i>	<i>% Change</i>
5401001	00 Office Supplies	\$12,624	\$4,000	\$4,000	\$0	0.00%
5401009	05 Supplies Bookstore	\$16	\$100	\$100	\$0	0.00%
5402000	00 Printing	\$34	\$200	\$200	\$0	0.00%
5404002	00 Computer Software	\$668	\$500	\$500	\$0	0.00%
5406000	00 Publications & Dues	\$132	\$200	\$200	\$0	0.00%
5408000	05 Food Purchases	\$11,270	\$12,000	\$12,000	\$0	0.00%
Sum of Maintenance, Memberships, and		\$24,745	\$17,000	\$17,000	\$0	0.00%

Travel, Meeting, Professional Development, and Recruitment

5501000	05 Meeting Expense In-District	\$151	\$0	\$0	\$0	#Num!
5509000	15 Other Conf & Mtg Exp	\$329	\$0	\$0	\$0	#Num!
Sum of Travel, Meeting, Professional D		\$480	\$0	\$0	\$0	#Num!

Net Total for CLC \$160,242 \$189,691 \$185,640 (\$4,051) -2.14%

Dept: 05-6090-609020 Department Name: MCC Floral Shop

Salaries

5103002	15 PT Stipends Fall Sprg Sum	\$0	\$4,000	\$0	(\$4,000)	-100.00%
Sum of Salaries		\$0	\$4,000	\$0	(\$4,000)	-100.00%

Fringe Benefits

5209000	55 Surs .5% Employer Contribution	\$0	\$20	\$0	(\$20)	-100.00%
Sum of Fringe Benefits		\$0	\$20	\$0	(\$20)	-100.00%

Maintenance, Memberships, and Printing & Postage Supplies

5401002	20 Supplies - Floral Design	\$0	\$6,000	\$6,000	\$0	0.00%
Sum of Maintenance, Memberships, and		\$0	\$6,000	\$6,000	\$0	0.00%

Net Total for MCC Floral Shop \$0 \$10,020 \$6,000 (\$4,020) -40.12%

Dept: 05-6090-609022 Department Name: Workforce Comm & Bus Prog

Salaries

5101001	00 FT Administrative Staff	\$197,636	\$192,434	\$198,298	\$5,864	3.05%
5102001	00 FT Prof/Tech Staff	\$43,114	\$42,320	\$43,727	\$1,407	3.32%
5106002	00 PT Clerical Staff	\$35,482	\$47,087	\$48,457	\$1,370	2.91%
Sum of Salaries		\$276,232	\$281,841	\$290,482	\$8,641	3.07%

Fringe Benefits

5201001	00 Employer GTL Medical Vision	\$63,902	\$69,607	\$86,809	\$17,202	24.71%
5209000	55 Surs .5% Employer Contribution	\$1,354	\$1,641	\$1,452	(\$189)	-11.52%
5299900	00 Compensated Absences	\$1,078	\$0	\$0	\$0	#Num!
Sum of Fringe Benefits		\$66,334	\$71,248	\$88,261	\$17,013	23.88%

Thru: 6/30/2022

<i>Object</i>	<i>Object Name</i>	<i>FY22 YTD</i>	<i>FY22 Budget</i>	<i>FY23 Budget</i>	<i>\$ Change</i>	<i>% Change</i>
Outsourced & Contractual Services						
5309000	20 Other Contractual Services	\$13,991	\$0	\$0	\$0	#Num!
Sum of Outsourced & Contractual Servi		\$13,991	\$0	\$0	\$0	#Num!
Maintenance, Memberships, and Printing & Postage Supplies						
5401001	00 Office Supplies	\$1,153	\$2,000	\$2,000	\$0	0.00%
5401009	05 Supplies Bookstore	\$340	\$0	\$0	\$0	#Num!
5404002	00 Computer Software	\$300	\$0	\$0	\$0	#Num!
5406000	00 Publications & Dues	\$11,053	\$5,000	\$5,000	\$0	0.00%
5408000	05 Food Purchases	\$6,460	\$4,000	\$4,000	\$0	0.00%
Sum of Maintenance, Memberships, and		\$19,305	\$11,000	\$11,000	\$0	0.00%
Travel, Meeting, Professional Development, and Recruitment						
5501000	05 Meeting Expense In-District	\$0	\$200	\$200	\$0	0.00%
5509000	15 Other Conf & Mtg Exp	\$0	\$200	\$200	\$0	0.00%
Sum of Travel, Meeting, Professional D		\$0	\$400	\$400	\$0	0.00%
Net Total for Workforce Comm & Bus		\$375,862	\$364,489	\$390,143	\$25,654	7.04%

Dept: 05-6090-609025 **Department Name: Workforce Training - Open Enrollment**

Salaries

5102001	00 FT Prof/Tech Staff	\$72,850	\$71,516	\$73,877	\$2,361	3.30%
Sum of Salaries		\$72,850	\$71,516	\$73,877	\$2,361	3.30%

Fringe Benefits

5201001	00 Employer GTL Medical Vision	\$27,948	\$28,968	\$27,897	(\$1,071)	-3.70%
5209000	55 Surs .5% Employer Contribution	\$359	\$358	\$369	\$11	3.07%
5299900	00 Compensated Absences	\$324	\$0	\$0	\$0	#Num!
Sum of Fringe Benefits		\$28,631	\$29,326	\$28,266	(\$1,060)	-3.61%

Outsourced & Contractual Services

5309000	20 Other Contractual Services	\$52,825	\$64,750	\$64,750	\$0	0.00%
Sum of Outsourced & Contractual Servi		\$52,825	\$64,750	\$64,750	\$0	0.00%

Maintenance, Memberships, and Printing & Postage Supplies

5401001	00 Office Supplies	\$451	\$150	\$0	(\$150)	-100.00%
5401009	05 Supplies Bookstore	\$1,317	\$0	\$500	\$500	#Div/0!
5402000	00 Printing	\$373	\$200	\$200	\$0	0.00%
5406000	00 Publications & Dues	\$219	\$500	\$500	\$0	0.00%
5409000	00 Other Materials & Supplies	\$18,515	\$29,600	\$29,600	\$0	0.00%
Sum of Maintenance, Memberships, and		\$20,875	\$30,450	\$30,800	\$350	1.15%

Travel, Meeting, Professional Development, and Recruitment

Thru: 6/30/2022

<i>Object</i>	<i>Object Name</i>	<i>FY22 YTD</i>	<i>FY22 Budget</i>	<i>FY23 Budget</i>	<i>\$ Change</i>	<i>% Change</i>
5502000	05 In District Travel	\$0	\$100	\$100	\$0	0.00%
5502000	10 Out of District Travel	\$404	\$0	\$0	\$0	#Num!
5509000	15 Other Conf & Mtg Exp	\$0	\$550	\$550	\$0	0.00%
Sum of Travel, Meeting, Professional D		\$404	\$650	\$650	\$0	0.00%
Net Total for Workforce Training - Op		\$175,584	\$196,692	\$198,343	\$1,651	0.84%

Dept: 05-6090-609030 Department Name: Workforce Training - Contract Trainin

Salaries

5106002	00 PT Clerical Staff	\$16,632	\$0	\$28,707	\$28,707	#Div/0!
Sum of Salaries		\$16,632	\$0	\$28,707	\$28,707	#Div/0!

Fringe Benefits

5209000	55 Surs .5% Employer Contribution			\$144		
5299900	00 Compensated Absences	\$453	\$0	\$0	\$0	#Num!
Sum of Fringe Benefits		\$453	\$0	\$144	\$144	#Div/0!

Outsourced & Contractual Services

5309000	20 Other Contractual Services	\$95,868	\$43,750	\$52,500	\$8,750	20.00%
Sum of Outsourced & Contractual Servi		\$95,868	\$43,750	\$52,500	\$8,750	20.00%

Maintenance, Memberships, and Printing & Postage Supplies

5401001	00 Office Supplies	\$483	\$50	\$50	\$0	0.00%
5402000	00 Printing	\$1,277	\$200	\$400	\$200	100.00%
5404003	00 Postage	\$143	\$0	\$0	\$0	#Num!
5408000	05 Food Purchases	\$1,626	\$0	\$1,000	\$1,000	#Div/0!
5409000	00 Other Materials & Supplies	\$22,315	\$20,000	\$24,000	\$4,000	20.00%
Sum of Maintenance, Memberships, and		\$25,844	\$20,250	\$25,450	\$5,200	25.68%

Travel, Meeting, Professional Development, and Recruitment

5502000	05 In District Travel	\$250	\$400	\$400	\$0	0.00%
5502000	10 Out of District Travel	\$41	\$0	\$0	\$0	#Num!
Sum of Travel, Meeting, Professional D		\$291	\$400	\$400	\$0	0.00%

Net Total for Workforce Training - Co \$139,087 \$64,400 \$107,201 \$42,801 66.46%

Dept: 05-6090-609032 Department Name: Workforce Training Program

Salaries

5102001	00 FT Prof/Tech Staff	\$52,506	\$68,723	\$98,195	\$29,472	42.89%
5103001	10 FT Stipends Fall Spring Summer	\$28,833	\$0	\$0	\$0	#Num!
5103002	05 PT Instructional Other	\$0	\$5,105	\$0	(\$5,105)	-100.00%
5103002	15 PT Stipends Fall Sprg Sum	\$41,656	\$35,000	\$35,000	\$0	0.00%
5106002	00 PT Clerical Staff	\$0	\$0	\$0	\$0	#Num!

Thru: 6/30/2022

<i>Object</i>	<i>Object Name</i>	<i>FY22 YTD</i>	<i>FY22 Budget</i>	<i>FY23 Budget</i>	<i>\$ Change</i>	<i>% Change</i>
Sum of Salaries		\$122,996	\$108,828	\$133,195	\$24,367	22.39%
Fringe Benefits						
5201001	00 Employer GTL Medical Vision	\$8,970	\$108	\$28,736	\$28,628	26507.41%
5209000	55 Surs .5% Employer Contribution	\$512	\$545	\$666	\$121	22.20%
5299900	00 Compensated Absences	(\$3,517)	\$0	\$0	\$0	#Num!
Sum of Fringe Benefits		\$5,965	\$653	\$29,402	\$28,749	4402.60%
Outsourced & Contractual Services						
5308000	00 Instructional Services	\$2,184	\$0	\$0	\$0	#Num!
5309000	15 Background Checks	\$636	\$0	\$0	\$0	#Num!
5309000	20 Other Contractual Services	\$154,305	\$52,500	\$73,500	\$21,000	40.00%
Sum of Outsourced & Contractual Servi		\$157,125	\$52,500	\$73,500	\$21,000	40.00%
Maintenance, Memberships, and Printing & Postage Supplies						
5401001	00 Office Supplies	\$79	\$100	\$100	\$0	0.00%
5401002	00 Instructional Supplies	\$34,036	\$25,000	\$3,500	(\$21,500)	-86.00%
5401009	05 Supplies Bookstore	\$21,542	\$4,000	\$5,250	\$1,250	31.25%
5402000	00 Printing	\$218	\$100	\$200	\$100	100.00%
5406000	00 Publications & Dues	\$1,350	\$1,500	\$1,500	\$0	0.00%
Sum of Maintenance, Memberships, and		\$57,225	\$30,700	\$10,550	(\$20,150)	-65.64%
Travel, Meeting, Professional Development, and Recruitment						
5502000	05 In District Travel	\$0	\$100	\$100	\$0	0.00%
5502000	10 Out of District Travel	\$70	\$0	\$0	\$0	#Num!
Sum of Travel, Meeting, Professional D		\$70	\$100	\$100	\$0	0.00%
Net Total for Workforce Training Prog		\$343,381	\$192,781	\$246,747	\$53,966	27.99%
Net Surplus/(Deficit) of Auxiliary		(\$355,518)	(\$397,737)	(\$185,252)	\$212,485	-53.42%

Thru: 6/30/2022

Object	Object Name	FY22 YTD	FY22 Budget	FY23 Budget	\$ Change	% Change
--------	-------------	----------	-------------	-------------	-----------	----------

Fund 06 Restricted Purposes

Dept: 06-0000-000000 Department Name: General

State Governmental Sources

4201022	00 SV35 MIA/ POW Dep	(\$6,821)	\$0	\$0	\$0	#Num!
Sum of State Governmental Sources		(\$6,821)	\$0	\$0	\$0	#Num!
Net Total for General		(\$6,821)	\$0	\$0	\$0	#Num!

Dept: 06-0000-302030 Department Name: Federal Programs

Federal Governmental Sources

4301000	45 Pell	\$3,940,467	\$4,400,000	\$4,410,000	\$10,000	0.23%
4301000	50 Pell Administrative	\$0	\$10,000	\$15,000	\$5,000	50.00%
4301000	55 SEOG	\$109,902	\$80,000	\$85,000	\$5,000	6.25%
Sum of Federal Governmental Sources		\$4,050,370	\$4,490,000	\$4,510,000	\$20,000	0.45%
Net Total for Federal Programs		\$4,050,370	\$4,490,000	\$4,510,000	\$20,000	0.45%

Dept: 06-0000-302032 Department Name: Federal-Student Workers

Federal Governmental Sources

4301000	35 WSF Revenue from DOE	\$61,006	\$105,613	\$105,613	\$0	0.00%
Sum of Federal Governmental Sources		\$61,006	\$105,613	\$105,613	\$0	0.00%
Net Total for Federal-Student Workers		\$61,006	\$105,613	\$105,613	\$0	0.00%

Dept: 06-0000-900000 Department Name: General

Other Revenue

4909000	01 Other Grant Revenue	\$0	\$4,622,408	\$5,000,000	\$377,592	8.17%
Sum of Other Revenue		\$0	\$4,622,408	\$5,000,000	\$377,592	8.17%

Scholarships, Student Activities, and Waivers

5909000	01 Other Expenses	\$0	\$4,622,408	\$5,000,000	\$377,592	8.17%
Sum of Scholarships, Student Activities,		\$0	\$4,622,408	\$5,000,000	\$377,592	8.17%
Net Total for General		\$0	\$9,244,816	\$10,000,000	\$755,184	8.17%

Dept: 06-0000-901016 Department Name: Federal Basic Adult Ed

Federal Governmental Sources

4301000	15 Federal Basic Adult Education	\$202,734	\$191,849	\$192,000	\$151	0.08%
Sum of Federal Governmental Sources		\$202,734	\$191,849	\$192,000	\$151	0.08%

Thru: 6/30/2022

<i>Object</i>	<i>Object Name</i>	<i>FY22 YTD</i>	<i>FY22 Budget</i>	<i>FY23 Budget</i>	<i>\$ Change</i>	<i>% Change</i>
Net Total for Federal Basic Adult Ed		\$202,734	\$191,849	\$192,000	\$151	0.08%

Dept: 06-0000-901018 Department Name: English Literacy / Civics

State Governmental Sources

4201000	10 English Literacy/Civics	\$19,000	\$19,000	\$19,000	\$0	0.00%
Sum of State Governmental Sources		\$19,000	\$19,000	\$19,000	\$0	0.00%
Net Total for English Literacy / Civics		\$19,000	\$19,000	\$19,000	\$0	0.00%

Dept: 06-0000-901020 Department Name: GI Bill Student Grants

Federal Governmental Sources

4309000	25 Gi Bill Student Grants	\$111,007	\$250,000	\$250,000	\$0	0.00%
Sum of Federal Governmental Sources		\$111,007	\$250,000	\$250,000	\$0	0.00%
Net Total for GI Bill Student Grants		\$111,007	\$250,000	\$250,000	\$0	0.00%

Dept: 06-0000-901022 Department Name: SBDC Federal I

Federal Governmental Sources

4301000	05 Sbdc Grant Revenue Federal	\$86,282	\$80,550	\$88,014	\$7,464	9.27%
Sum of Federal Governmental Sources		\$86,282	\$80,550	\$88,014	\$7,464	9.27%
Net Total for SBDC Federal I		\$86,282	\$80,550	\$88,014	\$7,464	9.27%

Dept: 06-0000-901026 Department Name: Perkins IV PostSecond Basic

Federal Governmental Sources

4301000	10 Perkins Iv Postsecondary Basic	\$236,932	\$250,000	\$236,932	(\$13,068)	-5.23%
Sum of Federal Governmental Sources		\$236,932	\$250,000	\$236,932	(\$13,068)	-5.23%
Net Total for Perkins IV PostSecond B		\$236,932	\$250,000	\$236,932	(\$13,068)	-5.23%

Dept: 06-0000-902011 Department Name: IL Coop Work Study

State Governmental Sources

4209000	30 Ill Cooperative Work Study Rev	\$44,642	\$44,642	\$43,000	(\$1,642)	-3.68%
Sum of State Governmental Sources		\$44,642	\$44,642	\$43,000	(\$1,642)	-3.68%
Net Total for IL Coop Work Study		\$44,642	\$44,642	\$43,000	(\$1,642)	-3.68%

Dept: 06-0000-902014 Department Name: State Basic Adult Ed

State Governmental Sources

4201019	00 Adult Education - State Basic	\$278,356	\$268,151	\$268,000	(\$151)	-0.06%
Sum of State Governmental Sources		\$278,356	\$268,151	\$268,000	(\$151)	-0.06%

Thru: 6/30/2022

<i>Object</i>	<i>Object Name</i>	<i>FY22 YTD</i>	<i>FY22 Budget</i>	<i>FY23 Budget</i>	<i>\$ Change</i>	<i>% Change</i>
Net Total for State Basic Adult Ed		\$278,356	\$268,151	\$268,000	(\$151)	-0.06%

Dept: 06-0000-902016 Department Name: Community Literacy Program

State Governmental Sources

4209000	40 Community Literacy	\$74,210	\$80,000	\$80,000	\$0	0.00%
Sum of State Governmental Sources		\$74,210	\$80,000	\$80,000	\$0	0.00%
Net Total for Community Literacy Prog		\$74,210	\$80,000	\$80,000	\$0	0.00%

Dept: 06-0000-902024 Department Name: MAP Grant Award

State Governmental Sources

4209000	65 Map Grant	\$498,668	\$400,000	\$500,000	\$100,000	25.00%
Sum of State Governmental Sources		\$498,668	\$400,000	\$500,000	\$100,000	25.00%
Net Total for MAP Grant Award		\$498,668	\$400,000	\$500,000	\$100,000	25.00%

Dept: 06-0000-902030 Department Name: ISBDC Program Revenue

Federal Governmental Sources

4309000	05 Sbdc Program Revenue	\$0	\$2,432	\$7,000	\$4,568	187.83%
Sum of Federal Governmental Sources		\$0	\$2,432	\$7,000	\$4,568	187.83%
Net Total for ISBDC Program Revenue		\$0	\$2,432	\$7,000	\$4,568	187.83%

Dept: 06-0000-902033 Department Name: IGEN - Renewable Energy

State Governmental Sources

4209000	27 IL Green Economy Network	\$15,000	\$15,000	\$5,000	(\$10,000)	-66.67%
Sum of State Governmental Sources		\$15,000	\$15,000	\$5,000	(\$10,000)	-66.67%
Net Total for IGEN - Renewable Energ		\$15,000	\$15,000	\$5,000	(\$10,000)	-66.67%

Dept: 06-0000-902034 Department Name: Illinois Green Economy

State Governmental Sources

4209000	27 IL Green Economy Network	\$0	\$5,000	\$5,000	\$0	0.00%
Sum of State Governmental Sources		\$0	\$5,000	\$5,000	\$0	0.00%
Net Total for Illinois Green Economy		\$0	\$5,000	\$5,000	\$0	0.00%

Dept: 06-0000-902039 Department Name: IL Green Economy Network

State Governmental Sources

4209000	27 IL Green Economy Network	\$0	\$0	\$0	\$0	#Num!
Sum of State Governmental Sources		\$0	\$0	\$0	\$0	#Num!

Thru: 6/30/2022

<i>Object</i>	<i>Object Name</i>	<i>FY22 YTD</i>	<i>FY22 Budget</i>	<i>FY23 Budget</i>	<i>\$ Change</i>	<i>% Change</i>
Net Total for IL Green Economy Netw		\$0	\$0	\$0	\$0	#Num!

Dept: 06-0000-902040 Department Name: State Performance

State Governmental Sources

4201021	00 Adult Education - Performance	\$105,110	\$130,466	\$136,074	\$5,608	4.30%
Sum of State Governmental Sources		\$105,110	\$130,466	\$136,074	\$5,608	4.30%
Net Total for State Performance		\$105,110	\$130,466	\$136,074	\$5,608	4.30%

Dept: 06-0000-904060 Department Name: IRS Vol Income Tax Asst Grant

Federal Governmental Sources

4309000	60 IRS Dept of Treasury Revenue	\$39,464	\$41,970	\$0	(\$41,970)	-100.00%
Sum of Federal Governmental Sources		\$39,464	\$41,970	\$0	(\$41,970)	-100.00%
Net Total for IRS Vol Income Tax Asst		\$39,464	\$41,970	\$0	(\$41,970)	-100.00%

Dept: 06-0000-904075 Department Name: Redefining HS/College Transiti

State Governmental Sources

4209000	00 Revenue State Sources - Other	\$0	\$1,213	\$1,213	\$0	0.00%
Sum of State Governmental Sources		\$0	\$1,213	\$1,213	\$0	0.00%
Net Total for Redefining HS/College Tr		\$0	\$1,213	\$1,213	\$0	0.00%

Dept: 06-0000-904090 Department Name: WIOA Out-of-School Youth Prog

Federal Governmental Sources

4302002	00 WIOA Revenue	\$31,200	\$43,082	\$0	(\$43,082)	-100.00%
Sum of Federal Governmental Sources		\$31,200	\$43,082	\$0	(\$43,082)	-100.00%
Net Total for WIOA Out-of-School You		\$31,200	\$43,082	\$0	(\$43,082)	-100.00%

Dept: 06-0000-904110 Department Name: Upward Bound Grant

Federal Governmental Sources

4301001	00 US Dept of Ed Direct Revenue	\$358,143	\$334,191	\$336,185	\$1,994	0.60%
Sum of Federal Governmental Sources		\$358,143	\$334,191	\$336,185	\$1,994	0.60%
Net Total for Upward Bound Grant		\$358,143	\$334,191	\$336,185	\$1,994	0.60%

Dept: 06-0000-904120 Department Name: Nuts Bolts Thingamajigs Grant

Nongovernmental Gifts

4809000	00 Non Governmental Gift Other	\$4,325	\$7,500	\$0	(\$7,500)	-100.00%
Sum of Nongovernmental Gifts		\$4,325	\$7,500	\$0	(\$7,500)	-100.00%

Thru: 6/30/2022

<i>Object</i>	<i>Object Name</i>	<i>FY22 YTD</i>	<i>FY22 Budget</i>	<i>FY23 Budget</i>	<i>\$ Change</i>	<i>% Change</i>
Net Total for Nuts Bolts Thingamajigs		\$4,325	\$7,500	\$0	(\$7,500)	-100.00%

Dept: 06-0000-904126 Department Name: NSF STEM Scholarship Grant

Federal Governmental Sources

4309002	01 National Science Foundation RV	\$164,488	\$91,994	\$0	(\$91,994)	-100.00%
Sum of Federal Governmental Sources		\$164,488	\$91,994	\$0	(\$91,994)	-100.00%
Net Total for NSF STEM Scholarship		\$164,488	\$91,994	\$0	(\$91,994)	-100.00%

Dept: 06-0000-904127 Department Name: Skyepack Textbook Liberation

Nongovernmental Gifts

4809000	00 Non Governmental Gift Other	\$0	\$0	\$0	\$0	#Num!
Sum of Nongovernmental Gifts		\$0	\$0	\$0	\$0	#Num!
Net Total for Skyepack Textbook Liber		\$0	\$0	\$0	\$0	#Num!

Dept: 06-0000-904130 Department Name: Sage Legacy Grant

Nongovernmental Gifts

4809000	00 Non Governmental Gift Other	\$2,246	\$0	\$0	\$0	#Num!
Sum of Nongovernmental Gifts		\$2,246	\$0	\$0	\$0	#Num!
Net Total for Sage Legacy Grant		\$2,246	\$0	\$0	\$0	#Num!

Dept: 06-0000-904133 Department Name: Young Adult Math Skills

Federal Governmental Sources

4302002	00 WIOA Revenue	\$0	\$0	\$0	\$0	#Num!
Sum of Federal Governmental Sources		\$0	\$0	\$0	\$0	#Num!
Net Total for Young Adult Math Skills		\$0	\$0	\$0	\$0	#Num!

Dept: 06-0000-904134 Department Name: Childcare Access-CCAMPIS Grant

Federal Governmental Sources

4301001	00 US Dept of Ed Direct Revenue	\$9,473	\$149,834	\$0	(\$149,834)	-100.00%
Sum of Federal Governmental Sources		\$9,473	\$149,834	\$0	(\$149,834)	-100.00%
Net Total for Childcare Access-CCAM		\$9,473	\$149,834	\$0	(\$149,834)	-100.00%

Dept: 06-0000-904135 Department Name: CTE Leadership

Federal Governmental Sources

4301002	00 FED DOE Pass-Through Revenue	\$0	\$0	\$0	\$0	#Num!
Sum of Federal Governmental Sources		\$0	\$0	\$0	\$0	#Num!

Thru: 6/30/2022

<i>Object</i>	<i>Object Name</i>	<i>FY22 YTD</i>	<i>FY22 Budget</i>	<i>FY23 Budget</i>	<i>\$ Change</i>	<i>% Change</i>
Net Total for CTE Leadership		\$0	\$0	\$0	\$0	#Num!

Dept: 06-0000-904136 Department Name: IMA Education Foundation Grant

Federal Governmental Sources

4302002	10 DOL Pass Through Revenue	\$0	\$0	\$0	\$0	#Num!
Sum of Federal Governmental Sources		\$0	\$0	\$0	\$0	#Num!

Net Total for IMA Education Foundati		\$0	\$0	\$0	\$0	#Num!
---	--	-----	-----	-----	-----	-------

Dept: 06-0000-904137 Department Name: National Book Fund Grant

Nongovernmental Gifts

4809000	00 Non Governmental Gift Other	\$0	\$0	\$0	\$0	#Num!
Sum of Nongovernmental Gifts		\$0	\$0	\$0	\$0	#Num!

Net Total for National Book Fund Gra		\$0	\$0	\$0	\$0	#Num!
---	--	-----	-----	-----	-----	-------

Dept: 06-0000-904138 Department Name: Northrop Grumman Award-VITA

Nongovernmental Gifts

4809000	00 Non Governmental Gift Other	\$0	\$1,000	\$0	(\$1,000)	-100.00%
Sum of Nongovernmental Gifts		\$0	\$1,000	\$0	(\$1,000)	-100.00%

Net Total for Northrop Grumman Awa		\$0	\$1,000	\$0	(\$1,000)	-100.00%
---	--	-----	---------	-----	-----------	----------

Dept: 06-0000-904140 Department Name: CCT-Food Land Opportunity

Nongovernmental Gifts

4809000	00 Non Governmental Gift Other	\$198,758	\$235,000	\$200,000	(\$35,000)	-14.89%
Sum of Nongovernmental Gifts		\$198,758	\$235,000	\$200,000	(\$35,000)	-14.89%

Net Total for CCT-Food Land Opportu		\$198,758	\$235,000	\$200,000	(\$35,000)	-14.89%
--	--	-----------	-----------	-----------	------------	---------

Dept: 06-0000-904141 Department Name: Innovative Bridge & Transition

State Governmental Sources

4201009	00 ICCB Special Initiative Grants	\$42,257	\$195,800	\$0	(\$195,800)	-100.00%
Sum of State Governmental Sources		\$42,257	\$195,800	\$0	(\$195,800)	-100.00%

Net Total for Innovative Bridge & Tran		\$42,257	\$195,800	\$0	(\$195,800)	-100.00%
---	--	----------	-----------	-----	-------------	----------

Dept: 06-0000-904142 Department Name: Workplace Skills Enhancement

State Governmental Sources

4209000	00 Revenue State Sources - Other	\$0	\$0	\$0	\$0	#Num!
Sum of State Governmental Sources		\$0	\$0	\$0	\$0	#Num!

Thru: 6/30/2022

<i>Object</i>	<i>Object Name</i>	<i>FY22 YTD</i>	<i>FY22 Budget</i>	<i>FY23 Budget</i>	<i>\$ Change</i>	<i>% Change</i>
Net Total for Workplace Skills Enhanc		\$0	\$0	\$0	\$0	#Num!

Dept: 06-0000-904144 Department Name: Expanding CC Apprenticeships

Federal Governmental Sources

4302002	10 DOL Pass Through Revenue	\$36,449	\$49,951	\$0	(\$49,951)	-100.00%
Sum of Federal Governmental Sources		\$36,449	\$49,951	\$0	(\$49,951)	-100.00%
Net Total for Expanding CC Apprentic		\$36,449	\$49,951	\$0	(\$49,951)	-100.00%

Dept: 06-0000-904145 Department Name: Minority Teachers of Illinois

State Governmental Sources

4209000	00 Revenue State Sources - Other	\$0	\$0	\$0	\$0	#Num!
Sum of State Governmental Sources		\$0	\$0	\$0	\$0	#Num!
Net Total for Minority Teachers of Illin		\$0	\$0	\$0	\$0	#Num!

Dept: 06-0000-904147 Department Name: Pathways to Persistence & Grad

Federal Governmental Sources

4301001	00 US Dept of Ed Direct Revenue	\$381,854	\$381,786	\$450,000	\$68,214	17.87%
Sum of Federal Governmental Sources		\$381,854	\$381,786	\$450,000	\$68,214	17.87%
Net Total for Pathways to Persistence		\$381,854	\$381,786	\$450,000	\$68,214	17.87%

Dept: 06-0000-904148 Department Name: Transition Instruction English

State Governmental Sources

4201009	00 ICCB Special Initiative Grants	\$0	\$0	\$0	\$0	#Num!
Sum of State Governmental Sources		\$0	\$0	\$0	\$0	#Num!
Net Total for Transition Instruction En		\$0	\$0	\$0	\$0	#Num!

Dept: 06-0000-904149 Department Name: Transition Instruction Math

State Governmental Sources

4201009	00 ICCB Special Initiative Grants	\$0	\$0	\$0	\$0	#Num!
Sum of State Governmental Sources		\$0	\$0	\$0	\$0	#Num!
Net Total for Transition Instruction M		\$0	\$0	\$0	\$0	#Num!

Dept: 06-0000-904151 Department Name: Bridge to Success-CFMC

Nongovernmental Gifts

4809000	00 Non Governmental Gift Other	\$8,145	\$0	\$0	\$0	#Num!
Sum of Nongovernmental Gifts		\$8,145	\$0	\$0	\$0	#Num!

Thru: 6/30/2022

<i>Object</i>	<i>Object Name</i>	<i>FY22 YTD</i>	<i>FY22 Budget</i>	<i>FY23 Budget</i>	<i>\$ Change</i>	<i>% Change</i>
Net Total for Bridge to Success-CFMC		\$8,145	\$0	\$0	\$0	#Num!

Dept: 06-0000-904152 Department Name: SIP Emergency Relief Fund

Federal Governmental Sources

4301001	00 US Dept of Ed Direct Revenue	\$283,182	\$0	\$0	\$0	#Num!
Sum of Federal Governmental Sources		\$283,182	\$0	\$0	\$0	#Num!
Net Total for SIP Emergency Relief Fu		\$283,182	\$0	\$0	\$0	#Num!

Dept: 06-0000-904153 Department Name: Competency Based Education

Federal Governmental Sources

4301002	00 FED DOE Pass-Through Revenue	\$683	\$0	\$0	\$0	#Num!
Sum of Federal Governmental Sources		\$683	\$0	\$0	\$0	#Num!
Net Total for Competency Based Educa		\$683	\$0	\$0	\$0	#Num!

Dept: 06-0000-904155 Department Name: IL SBDC Cares Act Funds

State Governmental Sources

4209000	70 Sbdc Grant Revenue State	\$3,275	\$0	\$0	\$0	#Num!
Sum of State Governmental Sources		\$3,275	\$0	\$0	\$0	#Num!
Net Total for IL SBDC Cares Act Fund		\$3,275	\$0	\$0	\$0	#Num!

Dept: 06-0000-904156 Department Name: Perkins CTE Improvement Grant

Federal Governmental Sources

4301002	00 FED DOE Pass-Through Revenue	\$48,234	\$93,624	\$0	(\$93,624)	-100.00%
Sum of Federal Governmental Sources		\$48,234	\$93,624	\$0	(\$93,624)	-100.00%
Net Total for Perkins CTE Improveme		\$48,234	\$93,624	\$0	(\$93,624)	-100.00%

Dept: 06-0000-904159 Department Name: CRRSA-HEERF II Institutional

Federal Governmental Sources

4309001	50 Other Fed Grant-Dir	\$2,964,001	\$13,191,215	\$0	(\$13,191,215)	-100.00%
Sum of Federal Governmental Sources		\$2,964,001	\$13,191,215	\$0	(\$13,191,215)	-100.00%
Net Total for CRRSA-HEERF II Instit		\$2,964,001	\$13,191,215	\$0	(\$13,191,215)	-100.00%

Dept: 06-0000-904160 Department Name: ARP-HEERF III Student

Federal Governmental Sources

4309001	50 Other Fed Grant-Dir	\$3,738,673	\$0	\$0	\$0	#Num!
Sum of Federal Governmental Sources		\$3,738,673	\$0	\$0	\$0	#Num!

Thru: 6/30/2022

<i>Object</i>	<i>Object Name</i>	<i>FY22 YTD</i>	<i>FY22 Budget</i>	<i>FY23 Budget</i>	<i>\$ Change</i>	<i>% Change</i>
Net Total for ARP-HEERF III Student		\$3,738,673	\$0	\$0	\$0	#Num!

Dept: 06-0000-904161 Department Name: CRRSA-HEERF III Institutional

Federal Governmental Sources

4309001	50 Other Fed Grant-Dir	\$1,149,671	\$0	\$2,700,000	\$2,700,000	#Div/0!
Sum of Federal Governmental Sources		\$1,149,671	\$0	\$2,700,000	\$2,700,000	#Div/0!
Net Total for CRRSA-HEERF III Insti		\$1,149,671	\$0	\$2,700,000	\$2,700,000	#Div/0!

Dept: 06-0000-904162 Department Name: Developmental Ed Innovation

State Governmental Sources

4201099	00 Developmental Ed Innovation	\$0	\$0	\$0	\$0	#Num!
Sum of State Governmental Sources		\$0	\$0	\$0	\$0	#Num!
Net Total for Developmental Ed Innova		\$0	\$0	\$0	\$0	#Num!

Dept: 06-0000-904163 Department Name: Family Health Partnership Clin

Federal Governmental Sources

4309002	00 Other Fed Grant Pass-Through	\$41,647	\$0	\$0	\$0	#Num!
Sum of Federal Governmental Sources		\$41,647	\$0	\$0	\$0	#Num!
Net Total for Family Health Partnershi		\$41,647	\$0	\$0	\$0	#Num!

Dept: 06-0000-904168 Department Name: USDA Campus-Based Food Hub

Federal Governmental Sources

4309001	50 Other Fed Grant-Dir	\$71,280	\$0	\$84,150	\$84,150	#Div/0!
Sum of Federal Governmental Sources		\$71,280	\$0	\$84,150	\$84,150	#Div/0!
Net Total for USDA Campus-Based Fo		\$71,280	\$0	\$84,150	\$84,150	#Div/0!

Dept: 06-0000-904169 Department Name: Specialty Crop Grant Grant

Federal Governmental Sources

4309002	00 Other Fed Grant Pass-Through	\$4,540	\$17,801	\$17,801	\$0	0.00%
Sum of Federal Governmental Sources		\$4,540	\$17,801	\$17,801	\$0	0.00%
Net Total for Specialty Crop Grant Gra		\$4,540	\$17,801	\$17,801	\$0	0.00%

Dept: 06-1030-904153 Department Name: Competency Based Education

Maintenance, Memberships, and Printing & Postage Supplies

5406000	00 Publications & Dues	\$270	\$0	\$0	\$0	#Num!
Sum of Maintenance, Memberships, and		\$270	\$0	\$0	\$0	#Num!

Thru: 6/30/2022

<i>Object</i>	<i>Object Name</i>	<i>FY22 YTD</i>	<i>FY22 Budget</i>	<i>FY23 Budget</i>	<i>\$ Change</i>	<i>% Change</i>
Travel, Meeting, Professional Development, and Recruitment						
5509000	15 Other Conf & Mtg Exp	\$380	\$0	\$0	\$0	#Num!
Sum of Travel, Meeting, Professional D		\$380	\$0	\$0	\$0	#Num!
Scholarships, Student Activities, and Waivers						
5909002	00 Indirect Costs Allocation	\$33	\$0	\$0	\$0	#Num!
Sum of Scholarships, Student Activities,		\$33	\$0	\$0	\$0	#Num!
Net Total for Competency Based Educa		\$683	\$0	\$0	\$0	#Num!

Dept: 06-1060-901016 **Department Name: Federal Basic Adult Ed**

Salaries

5103002	05 PT Instructional Other	\$166,905	\$165,000	\$166,165	\$1,165	0.71%
Sum of Salaries		\$166,905	\$165,000	\$166,165	\$1,165	0.71%

Fringe Benefits

5209000	55 Surs .5% Employer Contribution	\$0	\$825	\$835	\$10	1.21%
5209000	60 Surs Federal Grant Obligation	\$20,506	\$19,000	\$20,000	\$1,000	5.26%
Sum of Fringe Benefits		\$20,506	\$19,825	\$20,835	\$1,010	5.09%

Outsourced & Contractual Services

5309000	20 Other Contractual Services	\$14,880	\$0	\$0	\$0	#Num!
Sum of Outsourced & Contractual Servi		\$14,880	\$0	\$0	\$0	#Num!

Maintenance, Memberships, and Printing & Postage Supplies

5401002	00 Instructional Supplies	\$78	\$7,024	\$5,000	(\$2,024)	-28.82%
5406000	00 Publications & Dues	\$40	\$0	\$0	\$0	#Num!
Sum of Maintenance, Memberships, and		\$118	\$7,024	\$5,000	(\$2,024)	-28.82%

Travel, Meeting, Professional Development, and Recruitment

5509000	15 Other Conf & Mtg Exp	\$325	\$0	\$0	\$0	#Num!
Sum of Travel, Meeting, Professional D		\$325	\$0	\$0	\$0	#Num!

Net Total for Federal Basic Adult Ed \$202,734 \$191,849 \$192,000 \$151 0.08%

Dept: 06-1060-901018 **Department Name: English Literacy / Civics**

Salaries

5103002	05 PT Instructional Other	\$19,000	\$18,905	\$18,905	\$0	0.00%
Sum of Salaries		\$19,000	\$18,905	\$18,905	\$0	0.00%

Fringe Benefits

5209000	55 Surs .5% Employer Contribution	\$0	\$95	\$95	\$0	0.00%
---------	-----------------------------------	-----	------	------	-----	-------

Thru: 6/30/2022

<i>Object</i>	<i>Object Name</i>	<i>FY22 YTD</i>	<i>FY22 Budget</i>	<i>FY23 Budget</i>	<i>\$ Change</i>	<i>% Change</i>
	Sum of Fringe Benefits	\$0	\$95	\$95	\$0	0.00%
Net Total for English Literacy / Civics		\$19,000	\$19,000	\$19,000	\$0	0.00%

Dept: 06-1060-902014 Department Name: State Basic Adult Ed

Salaries

5103002	05 PT Instructional Other	\$276,343	\$261,835	\$265,000	\$3,165	1.21%
Sum of Salaries		\$276,343	\$261,835	\$265,000	\$3,165	1.21%

Fringe Benefits

5209000	55 Surs .5% Employer Contribution	\$0	\$1,316	\$0	(\$1,316)	-100.00%
Sum of Fringe Benefits		\$0	\$1,316	\$0	(\$1,316)	-100.00%

Maintenance, Memberships, and Printing & Postage Supplies

5401002	00 Instructional Supplies	\$2,013	\$5,000	\$3,000	(\$2,000)	-40.00%
Sum of Maintenance, Memberships, and		\$2,013	\$5,000	\$3,000	(\$2,000)	-40.00%

Net Total for State Basic Adult Ed		\$278,356	\$268,151	\$268,000	(\$151)	-0.06%
---	--	------------------	------------------	------------------	----------------	---------------

Dept: 06-1060-902016 Department Name: Community Literacy Program

Salaries

5101001	00 FT Administrative Staff	\$8,309	\$0	\$0	\$0	#Num!
5102001	00 FT Prof/Tech Staff	\$0	\$50,000	\$0	(\$50,000)	-100.00%
5102002	00 PT Prof/Technical Staff	\$33,812	\$0	\$46,843	\$46,843	#Div/0!
5106002	00 PT Clerical Staff	\$0	\$11,250	\$11,581	\$331	2.94%
Sum of Salaries		\$42,122	\$61,250	\$58,424	(\$2,826)	-4.61%

Fringe Benefits

5201001	00 Employer GTL Medical Vision	\$14,303	\$14,994	\$21,283	\$6,289	41.94%
5209000	55 Surs .5% Employer Contribution	\$88	\$306	\$293	(\$13)	-4.25%
Sum of Fringe Benefits		\$14,391	\$15,300	\$21,576	\$6,276	41.02%

Outsourced & Contractual Services

5309000	20 Other Contractual Services	\$4,320	\$360	\$0	(\$360)	-100.00%
Sum of Outsourced & Contractual Servi		\$4,320	\$360	\$0	(\$360)	-100.00%

Maintenance, Memberships, and Printing & Postage Supplies

5401001	00 Office Supplies	\$4,515	\$0	\$0	\$0	#Num!
5401002	00 Instructional Supplies	\$319	\$0	\$0	\$0	#Num!
5401009	05 Supplies Bookstore	\$117	\$0	\$0	\$0	#Num!
5402000	00 Printing	\$1,090	\$0	\$0	\$0	#Num!
5408000	05 Food Purchases	\$563	\$0	\$0	\$0	#Num!

Thru: 6/30/2022

<i>Object</i>	<i>Object Name</i>	<i>FY22 YTD</i>	<i>FY22 Budget</i>	<i>FY23 Budget</i>	<i>\$ Change</i>	<i>% Change</i>
Sum of Maintenance, Memberships, and		\$6,604	\$0	\$0	\$0	#Num!
Travel, Meeting, Professional Development, and Recruitment						
5502000	05 In District Travel	\$0	\$0	\$0	\$0	#Num!
5502000	10 Out of District Travel	\$0	\$0	\$0	\$0	#Num!
5509000	15 Other Conf & Mtg Exp	\$83	\$0	\$0	\$0	#Num!
Sum of Travel, Meeting, Professional D		\$83	\$0	\$0	\$0	#Num!
Scholarships, Student Activities, and Waivers						
5909002	00 Indirect Costs Allocation	\$6,690	\$3,090	\$0	(\$3,090)	-100.00%
Sum of Scholarships, Student Activities,		\$6,690	\$3,090	\$0	(\$3,090)	-100.00%
Net Total for Community Literacy Prog		\$74,210	\$80,000	\$80,000	\$0	0.00%

Dept: 06-1060-902040 **Department Name: State Performance**

Salaries

5102001	00 FT Prof/Tech Staff	\$47,538	\$69,375	\$70,181	\$806	1.16%
5106002	00 PT Clerical Staff	\$42,187	\$21,604	\$44,478	\$22,874	105.88%
Sum of Salaries		\$89,725	\$90,979	\$114,659	\$23,680	26.03%

Fringe Benefits

5201001	00 Employer GTL Medical Vision	\$15,320	\$34,487	\$20,842	(\$13,645)	-39.57%
5209000	55 Surs .5% Employer Contribution	\$65	\$456	\$573	\$117	25.66%
Sum of Fringe Benefits		\$15,385	\$34,943	\$21,415	(\$13,528)	-38.71%

Maintenance, Memberships, and Printing & Postage Supplies

5401002	00 Instructional Supplies	\$0	\$4,544	\$0	(\$4,544)	-100.00%
Sum of Maintenance, Memberships, and		\$0	\$4,544	\$0	(\$4,544)	-100.00%

Net Total for State Performance \$105,110 \$130,466 \$136,074 \$5,608 4.30%

Dept: 06-1060-904137 **Department Name: National Book Fund Grant**

Maintenance, Memberships, and Printing & Postage Supplies

5401002	00 Instructional Supplies	\$0	\$0	\$0	\$0	#Num!
Sum of Maintenance, Memberships, and		\$0	\$0	\$0	\$0	#Num!

Net Total for National Book Fund Gra \$0 \$0 \$0 \$0 #Num!

Dept: 06-1060-904142 **Department Name: Workplace Skills Enhancement**

Salaries

5102002	00 PT Prof/Technical Staff	\$0	\$0	\$0	\$0	#Num!
5103002	05 PT Instructional Other	\$0	\$0	\$0	\$0	#Num!

Thru: 6/30/2022

<i>Object</i>	<i>Object Name</i>	<i>FY22 YTD</i>	<i>FY22 Budget</i>	<i>FY23 Budget</i>	<i>\$ Change</i>	<i>% Change</i>
Sum of Salaries		\$0	\$0	\$0	\$0	#Num!
Fringe Benefits						
5201001	00 Employer GTL Medical Vision	\$0	\$0	\$0	\$0	#Num!
5209000	55 Surs .5% Employer Contribution	\$0	\$0	\$0	\$0	#Num!
Sum of Fringe Benefits		\$0	\$0	\$0	\$0	#Num!
Scholarships, Student Activities, and Waivers						
5909002	00 Indirect Costs Allocation	\$0	\$0	\$0	\$0	#Num!
Sum of Scholarships, Student Activities,		\$0	\$0	\$0	\$0	#Num!
Net Total for Workplace Skills Enhanc		\$0	\$0	\$0	\$0	#Num!

Dept: 06-1090-904090 **Department Name: WIOA Out-of-School Youth Prog**

Salaries

5103002	05 PT Instructional Other	\$27,771	\$24,948	\$0	(\$24,948)	-100.00%
Sum of Salaries		\$27,771	\$24,948	\$0	(\$24,948)	-100.00%

Fringe Benefits

5209000	55 Surs .5% Employer Contribution	\$0	\$125	\$0	(\$125)	-100.00%
5209000	60 Surs Federal Grant Obligation	\$3,429	\$2,034	\$0	(\$2,034)	-100.00%
Sum of Fringe Benefits		\$3,429	\$2,159	\$0	(\$2,159)	-100.00%

Outsourced & Contractual Services

5309000	20 Other Contractual Services	\$0	\$13,375	\$0	(\$13,375)	-100.00%
Sum of Outsourced & Contractual Servi		\$0	\$13,375	\$0	(\$13,375)	-100.00%

Maintenance, Memberships, and Printing & Postage Supplies

5401002	00 Instructional Supplies	\$0	\$2,600	\$0	(\$2,600)	-100.00%
Sum of Maintenance, Memberships, and		\$0	\$2,600	\$0	(\$2,600)	-100.00%

Net Total for WIOA Out-of-School You \$31,200 \$43,082 \$0 (\$43,082) -100.00%

Dept: 06-2080-904115 **Department Name: Urban Agriculture Grant**

Maintenance, Memberships, and Printing & Postage Supplies

5402000	00 Printing	\$0	\$0	\$0	\$0	#Num!
Sum of Maintenance, Memberships, and		\$0	\$0	\$0	\$0	#Num!

Net Total for Urban Agriculture Grant \$0 \$0 \$0 \$0 #Num!

Dept: 06-2080-904135 **Department Name: CTE Leadership**

Salaries

5103002	15 PT Stipends Fall Sprg Sum	\$0	\$0	\$0	\$0	#Num!
---------	------------------------------	-----	-----	-----	-----	-------

Thru: 6/30/2022

<i>Object</i>	<i>Object Name</i>	<i>FY22 YTD</i>	<i>FY22 Budget</i>	<i>FY23 Budget</i>	<i>\$ Change</i>	<i>% Change</i>
Sum of Salaries		\$0	\$0	\$0	\$0	#Num!
Fringe Benefits						
5209000	55 Surs .5% Employer Contribution	\$0	\$0	\$0	\$0	#Num!
5209000	60 Surs Federal Grant Obligation	\$0	\$0	\$0	\$0	#Num!
Sum of Fringe Benefits		\$0	\$0	\$0	\$0	#Num!
Outsourced & Contractual Services						
5309000	20 Other Contractual Services	\$0	\$0	\$0	\$0	#Num!
Sum of Outsourced & Contractual Servi		\$0	\$0	\$0	\$0	#Num!
Scholarships, Student Activities, and Waivers						
5909002	00 Indirect Costs Allocation	\$0	\$0	\$0	\$0	#Num!
Sum of Scholarships, Student Activities,		\$0	\$0	\$0	\$0	#Num!
Net Total for CTE Leadership		\$0	\$0	\$0	\$0	#Num!
Dept: 06-2080-904140 Department Name: CCT-Food Land Opportunity						
Salaries						
5101001	00 FT Administrative Staff	\$146,214	\$144,389	\$87,164	(\$57,225)	-39.63%
5101002	00 PT Professional			\$48,880		
5102001	00 FT Prof/Tech Staff	\$0	\$35,000	\$0	(\$35,000)	-100.00%
Sum of Salaries		\$146,214	\$179,389	\$136,044	(\$43,345)	-24.16%
Fringe Benefits						
5201001	00 Employer GTL Medical Vision	\$24,962	\$26,499	\$53,276	\$26,777	101.05%
5209000	55 Surs .5% Employer Contribution	\$729	\$719	\$680	(\$39)	-5.42%
Sum of Fringe Benefits		\$25,690	\$27,218	\$53,956	\$26,738	98.24%
Outsourced & Contractual Services						
5309000	20 Other Contractual Services	\$4,025	\$28,393	\$10,000	(\$18,393)	-64.78%
Sum of Outsourced & Contractual Servi		\$4,025	\$28,393	\$10,000	(\$18,393)	-64.78%
Travel, Meeting, Professional Development, and Recruitment						
5502000	10 Out of District Travel	\$2,041	\$0	\$0	\$0	#Num!
5509000	15 Other Conf & Mtg Exp	\$151	\$0	\$0	\$0	#Num!
Sum of Travel, Meeting, Professional D		\$2,192	\$0	\$0	\$0	#Num!
Capital Outlay						
5806000	00 Equipment - Instructional	\$20,636	\$0	\$0	\$0	#Num!
Sum of Capital Outlay		\$20,636	\$0	\$0	\$0	#Num!
Net Total for CCT-Food Land Opportu		\$198,758	\$235,000	\$200,000	(\$35,000)	-14.89%

Thru: 6/30/2022

Object	Object Name	FY22 YTD	FY22 Budget	FY23 Budget	\$ Change	% Change
--------	-------------	----------	-------------	-------------	-----------	----------

Dept: 06-2080-904141 Department Name: Innovative Bridge & Transition

Salaries

5102001	00 FT Prof/Tech Staff	\$12,018	\$45,838	\$0	(\$45,838)	-100.00%
5103002	15 PT Stipends Fall Sprg Sum	\$0	\$18,540	\$0	(\$18,540)	-100.00%
5106001	00 FT Clerical Staff	\$0	\$31,234	\$0	(\$31,234)	-100.00%
Sum of Salaries		\$12,018	\$95,612	\$0	(\$95,612)	-100.00%

Fringe Benefits

5201001	00 Employer GTL Medical Vision	\$4,478	\$27,938	\$0	(\$27,938)	-100.00%
5209000	55 Surs .5% Employer Contribution	\$65	\$978	\$0	(\$978)	-100.00%
Sum of Fringe Benefits		\$4,543	\$28,916	\$0	(\$28,916)	-100.00%

Outsourced & Contractual Services

5309000	20 Other Contractual Services	\$0	\$23,750	\$0	(\$23,750)	-100.00%
Sum of Outsourced & Contractual Servi		\$0	\$23,750	\$0	(\$23,750)	-100.00%

Maintenance, Memberships, and Printing & Postage Supplies

5401002	00 Instructional Supplies	\$12,197	\$26,500	\$0	(\$26,500)	-100.00%
Sum of Maintenance, Memberships, and		\$12,197	\$26,500	\$0	(\$26,500)	-100.00%

Travel, Meeting, Professional Development, and Recruitment

5502000	10 Out of District Travel	\$0	\$700	\$0	(\$700)	-100.00%
5509000	15 Other Conf & Mtg Exp	\$0	\$3,000	\$0	(\$3,000)	-100.00%
Sum of Travel, Meeting, Professional D		\$0	\$3,700	\$0	(\$3,700)	-100.00%

Scholarships, Student Activities, and Waivers

5909000	10 Tuition Refunds	\$13,500	\$0	\$0	\$0	#Num!
5909002	00 Indirect Costs Allocation	\$0	\$17,322	\$0	(\$17,322)	-100.00%
Sum of Scholarships, Student Activities,		\$13,500	\$17,322	\$0	(\$17,322)	-100.00%

Net Total for Innovative Bridge & Tran \$42,257 \$195,800 \$0 (\$195,800) -100.00%

Dept: 06-2080-904148 Department Name: Transition Instruction English

Maintenance, Memberships, and Printing & Postage Supplies

5406000	00 Publications & Dues	\$0	\$0	\$0	\$0	#Num!
Sum of Maintenance, Memberships, and		\$0	\$0	\$0	\$0	#Num!

Travel, Meeting, Professional Development, and Recruitment

5502000	10 Out of District Travel	\$0	\$0	\$0	\$0	#Num!
5509000	15 Other Conf & Mtg Exp	\$0	\$0	\$0	\$0	#Num!
Sum of Travel, Meeting, Professional D		\$0	\$0	\$0	\$0	#Num!

Thru: 6/30/2022

<i>Object</i>	<i>Object Name</i>	<i>FY22 YTD</i>	<i>FY22 Budget</i>	<i>FY23 Budget</i>	<i>\$ Change</i>	<i>% Change</i>
Net Total for Transition Instruction En		\$0	\$0	\$0	\$0	#Num!
Dept: 06-2080-904149 Department Name: Transition Instruction Math						
Outsourced & Contractual Services						
5309000	20 Other Contractual Services	\$0	\$0	\$0	\$0	#Num!
Sum of Outsourced & Contractual Servi		\$0	\$0	\$0	\$0	#Num!
Travel, Meeting, Professional Development, and Recruitment						
5509000	15 Other Conf & Mtg Exp	\$0	\$0	\$0	\$0	#Num!
Sum of Travel, Meeting, Professional D		\$0	\$0	\$0	\$0	#Num!
Net Total for Transition Instruction M		\$0	\$0	\$0	\$0	#Num!
Dept: 06-2080-904156 Department Name: Perkins CTE Improvement Grant						
Salaries						
5102001	00 FT Prof/Tech Staff	\$5,088	\$0	\$0	\$0	#Num!
5103001	10 FT Stipends Fall Spring Summer	\$2,000	\$0	\$0	\$0	#Num!
5103002	15 PT Stipends Fall Sprg Sum	\$2,000	\$13,000	\$0	(\$13,000)	-100.00%
Sum of Salaries		\$9,088	\$13,000	\$0	(\$13,000)	-100.00%
Fringe Benefits						
5201001	00 Employer GTL Medical Vision	\$1,859	\$348	\$0	(\$348)	-100.00%
5209000	55 Surs .5% Employer Contribution	\$35	\$65	\$0	(\$65)	-100.00%
5209000	60 Surs Federal Grant Obligation	\$819	\$1,537	\$0	(\$1,537)	-100.00%
Sum of Fringe Benefits		\$2,714	\$1,950	\$0	(\$1,950)	-100.00%
Outsourced & Contractual Services						
5302000	00 Consultants	\$10,000	\$10,000	\$0	(\$10,000)	-100.00%
5309000	20 Other Contractual Services	\$6,589	\$42,000	\$0	(\$42,000)	-100.00%
Sum of Outsourced & Contractual Servi		\$16,589	\$52,000	\$0	(\$52,000)	-100.00%
Maintenance, Memberships, and Printing & Postage Supplies						
5401002	00 Instructional Supplies	\$9,287	\$0	\$0	\$0	#Num!
5401002	35 Supplies - General	\$511	\$0	\$0	\$0	#Num!
5409000	00 Other Materials & Supplies	\$6,720	\$12,600	\$0	(\$12,600)	-100.00%
Sum of Maintenance, Memberships, and		\$16,518	\$12,600	\$0	(\$12,600)	-100.00%
Capital Outlay						
5806000	00 Equipment - Instructional	\$0	\$7,500	\$0	(\$7,500)	-100.00%
Sum of Capital Outlay		\$0	\$7,500	\$0	(\$7,500)	-100.00%
Scholarships, Student Activities, and Waivers						
5909000	10 Tuition Refunds	\$1,029	\$2,380	\$0	(\$2,380)	-100.00%

Thru: 6/30/2022

<i>Object</i>	<i>Object Name</i>	<i>FY22 YTD</i>	<i>FY22 Budget</i>	<i>FY23 Budget</i>	<i>\$ Change</i>	<i>% Change</i>
5909002	00 Indirect Costs Allocation	\$2,297	\$4,194	\$0	(\$4,194)	-100.00%
Sum of Scholarships, Student Activities,		\$3,325	\$6,574	\$0	(\$6,574)	-100.00%
Net Total for Perkins CTE Improve		\$48,234	\$93,624	\$0	(\$93,624)	-100.00%

Dept: 06-2080-904162 **Department Name: Developmental Ed Innovation**

Salaries

5103001	10 FT Stipends Fall Spring Summer	\$0	\$0	\$0	\$0	#Num!
5103002	15 PT Stipends Fall Sprg Sum	\$0	\$0	\$0	\$0	#Num!
Sum of Salaries		\$0	\$0	\$0	\$0	#Num!

Fringe Benefits

5201001	00 Employer GTL Medical Vision	\$0	\$0	\$0	\$0	#Num!
5209000	55 Surs .5% Employer Contribution	\$0	\$0	\$0	\$0	#Num!
Sum of Fringe Benefits		\$0	\$0	\$0	\$0	#Num!

Outsourced & Contractual Services

5309000	20 Other Contractual Services	\$0	\$0	\$0	\$0	#Num!
Sum of Outsourced & Contractual Servi		\$0	\$0	\$0	\$0	#Num!

Maintenance, Memberships, and Printing & Postage Supplies

5401002	00 Instructional Supplies	\$0	\$0	\$0	\$0	#Num!
Sum of Maintenance, Memberships, and		\$0	\$0	\$0	\$0	#Num!

Travel, Meeting, Professional Development, and Recruitment

5509000	15 Other Conf & Mtg Exp	\$0	\$0	\$0	\$0	#Num!
Sum of Travel, Meeting, Professional D		\$0	\$0	\$0	\$0	#Num!
Net Total for Developmental Ed Innova		\$0	\$0	\$0	\$0	#Num!

Dept: 06-3010-901020 **Department Name: GI Bill Student Grants**

Scholarships, Student Activities, and Waivers

5909000	10 Tuition Refunds	\$111,007	\$250,000	\$250,000	\$0	0.00%
Sum of Scholarships, Student Activities,		\$111,007	\$250,000	\$250,000	\$0	0.00%
Net Total for GI Bill Student Grants		\$111,007	\$250,000	\$250,000	\$0	0.00%

Dept: 06-3020-901022 **Department Name: SBDC Federal I**

Salaries

5101001	00 FT Administrative Staff	\$59,683	\$65,000	\$53,508	(\$11,492)	-17.68%
5106002	00 PT Clerical Staff	\$15,320	\$0	\$0	\$0	#Num!
Sum of Salaries		\$75,003	\$65,000	\$53,508	(\$11,492)	-17.68%

Thru: 6/30/2022

<i>Object</i>	<i>Object Name</i>	<i>FY22 YTD</i>	<i>FY22 Budget</i>	<i>FY23 Budget</i>	<i>\$ Change</i>	<i>% Change</i>
Fringe Benefits						
5201001	00 Employer GTL Medical Vision	\$6,274	\$108	\$19,140	\$19,032	17622.22%
5209000	55 Surs .5% Employer Contribution	\$174	\$343	\$267	(\$76)	-22.16%
5209000	60 Surs Federal Grant Obligation	\$1,144	\$0	\$0	\$0	#Num!
Sum of Fringe Benefits		\$7,592	\$451	\$19,407	\$18,956	4203.10%
Outsourced & Contractual Services						
5302000	00 Consultants	\$3,688	\$15,099	\$15,099	\$0	0.00%
Sum of Outsourced & Contractual Servi		\$3,688	\$15,099	\$15,099	\$0	0.00%
Maintenance, Memberships, and Printing & Postage Supplies						
5401001	00 Office Supplies	\$0	\$0	\$0	\$0	#Num!
5406000	00 Publications & Dues	\$0	\$0	\$0	\$0	#Num!
Sum of Maintenance, Memberships, and		\$0	\$0	\$0	\$0	#Num!
Net Total for SBDC Federal I		\$86,282	\$80,550	\$88,014	\$7,464	9.27%

Dept: 06-3020-904075 Department Name: Redefining HS/College Transiti

Outsourced & Contractual Services						
5303000	20 Other Contractual Services	\$0	\$1,213	\$1,213	\$0	0.00%
Sum of Outsourced & Contractual Servi		\$0	\$1,213	\$1,213	\$0	0.00%
Net Total for Redefining HS/College Tr		\$0	\$1,213	\$1,213	\$0	0.00%

Dept: 06-3020-904110 Department Name: Upward Bound Grant

Salaries						
5101001	00 FT Administrative Staff	\$67,355	\$67,040	\$68,984	\$1,944	2.90%
5102001	00 FT Prof/Tech Staff	\$40,851	\$46,619	\$45,276	(\$1,343)	-2.88%
5103002	15 PT Stipends Fall Sprg Sum	\$23,998	\$15,808	\$0	(\$15,808)	-100.00%
5106002	00 PT Clerical Staff	\$27,389	\$19,263	\$19,830	\$567	2.94%
Sum of Salaries		\$159,592	\$148,730	\$134,090	(\$14,640)	-9.84%
Fringe Benefits						
5201001	00 Employer GTL Medical Vision	\$25,634	\$33,679	\$49,390	\$15,711	46.65%
5209000	55 Surs .5% Employer Contribution	\$445	\$747	\$670	(\$77)	-10.31%
5209000	60 Surs Federal Grant Obligation	\$16,132	\$0	\$0	\$0	#Num!
Sum of Fringe Benefits		\$42,211	\$34,426	\$50,060	\$15,634	45.41%
Outsourced & Contractual Services						
5309000	20 Other Contractual Services	\$4,032	\$4,325	\$4,325	\$0	0.00%
Sum of Outsourced & Contractual Servi		\$4,032	\$4,325	\$4,325	\$0	0.00%
Maintenance, Memberships, and Printing & Postage Supplies						

Thru: 6/30/2022

<i>Object</i>	<i>Object Name</i>	<i>FY22 YTD</i>	<i>FY22 Budget</i>	<i>FY23 Budget</i>	<i>\$ Change</i>	<i>% Change</i>
5401001	00 Office Supplies	\$821	\$2,500	\$2,500	\$0	0.00%
5401002	00 Instructional Supplies	\$9,519	\$13,500	\$13,500	\$0	0.00%
5401009	05 Supplies Bookstore	\$0	\$100	\$100	\$0	0.00%
5402000	00 Printing	\$752	\$600	\$600	\$0	0.00%
5404002	00 Computer Software	\$1,590	\$1,615	\$1,615	\$0	0.00%
5404003	00 Postage	\$36	\$0	\$0	\$0	#Num!
5406000	00 Publications & Dues	\$3,615	\$3,345	\$3,345	\$0	0.00%
5409000	00 Other Materials & Supplies	\$3,013	\$0	\$1,000	\$1,000	#Div/0!
Sum of Maintenance, Memberships, and		\$19,346	\$21,660	\$22,660	\$1,000	4.62%
Travel, Meeting, Professional Development, and Recruitment						
5501000	05 Meeting Expense In-District	\$24,176	\$36,350	\$36,350	\$0	0.00%
5502000	05 In District Travel	\$77	\$2,500	\$2,500	\$0	0.00%
5502000	10 Out of District Travel	\$54,090	\$30,000	\$30,000	\$0	0.00%
5509000	15 Other Conf & Mtg Exp	\$2,695	\$2,385	\$2,385	\$0	0.00%
Sum of Travel, Meeting, Professional D		\$81,038	\$71,235	\$71,235	\$0	0.00%
Fixed Charges, Rental, Property Insurance, and Debt Retirement						
5601002	00 MCC Conf Ctr Rental	\$0	\$80	\$80	\$0	0.00%
Sum of Fixed Charges, Rental, Property		\$0	\$80	\$80	\$0	0.00%
Utilities						
5705000	00 Telephone	\$0	\$1,083	\$1,083	\$0	0.00%
Sum of Utilities		\$0	\$1,083	\$1,083	\$0	0.00%
Scholarships, Student Activities, and Waivers						
5909000	00 Other Expenditures	\$3,115	\$2,100	\$2,100	\$0	0.00%
5909000	10 Tuition Refunds	\$5,546	\$1,952	\$1,952	\$0	0.00%
5909000	15 Participation Stipend	\$22,290	\$27,000	\$27,000	\$0	0.00%
5909002	00 Indirect Costs Allocation	\$20,973	\$21,600	\$21,600	\$0	0.00%
Sum of Scholarships, Student Activities,		\$51,924	\$52,652	\$52,652	\$0	0.00%
Net Total for Upward Bound Grant		\$358,143	\$334,191	\$336,185	\$1,994	0.60%
Dept: 06-3040-302030 Department Name: Federal Programs						
Scholarships, Student Activities, and Waivers						
5909000	22 Pell Grant	\$3,940,467	\$4,400,000	\$4,400,000	\$0	0.00%
5909000	28 SEOG	\$109,902	\$80,000	\$100,000	\$20,000	25.00%
5909000	52 Pell Admin Expense	\$0	\$10,000	\$10,000	\$0	0.00%
Sum of Scholarships, Student Activities,		\$4,050,370	\$4,490,000	\$4,510,000	\$20,000	0.45%
Net Total for Federal Programs		\$4,050,370	\$4,490,000	\$4,510,000	\$20,000	0.45%

Thru: 6/30/2022

<i>Object</i>	<i>Object Name</i>	<i>FY22 YTD</i>	<i>FY22 Budget</i>	<i>FY23 Budget</i>	<i>\$ Change</i>	<i>% Change</i>
Dept: 06-3040-901026 Department Name: Perkins IV PostSecond Basic						
Salaries						
5102001	00 FT Prof/Tech Staff	\$0	\$36,000	\$20,148	(\$15,852)	-44.03%
5102002	00 PT Prof/Technical Staff	\$6,460	\$0	\$0	\$0	#Num!
Sum of Salaries		\$6,460	\$36,000	\$20,148	(\$15,852)	-44.03%
Fringe Benefits						
5209000	55 Surs .5% Employer Contribution	\$0	\$1,180	\$0	(\$1,180)	-100.00%
5209000	60 Surs Federal Grant Obligation	\$30	\$3,500	\$1,504	(\$1,996)	-57.03%
Sum of Fringe Benefits		\$30	\$4,680	\$1,504	(\$3,176)	-67.86%
Outsourced & Contractual Services						
5309000	20 Other Contractual Services	\$35,719	\$35,320	\$15,000	(\$20,320)	-57.53%
Sum of Outsourced & Contractual Servi		\$35,719	\$35,320	\$15,000	(\$20,320)	-57.53%
Maintenance, Memberships, and Printing & Postage Supplies						
5401001	00 Office Supplies	\$0	\$0	\$0	\$0	#Num!
5401002	00 Instructional Supplies	\$24,630	\$0	\$0	\$0	#Num!
5401002	35 Supplies - General	\$31,763	\$60,000	\$69,580	\$9,580	15.97%
5404002	00 Computer Software	\$0	\$25,000	\$0	(\$25,000)	-100.00%
5406000	00 Publications & Dues	\$0	\$0	\$0	\$0	#Num!
5407000	00 Advertising	\$0	\$9,000	\$0	(\$9,000)	-100.00%
5409000	00 Other Materials & Supplies			\$11,000		
Sum of Maintenance, Memberships, and		\$56,393	\$94,000	\$80,580	(\$13,420)	-14.28%
Travel, Meeting, Professional Development, and Recruitment						
5502000	05 In District Travel			\$700		
Sum of Travel, Meeting, Professional D				\$700		
Capital Outlay						
5806000	00 Equipment - Instructional	\$138,331	\$80,000	\$119,000	\$39,000	48.75%
Sum of Capital Outlay		\$138,331	\$80,000	\$119,000	\$39,000	48.75%
Net Total for Perkins IV PostSecond B		\$236,932	\$250,000	\$236,932	(\$13,068)	-5.23%

Dept: 06-3080-904126 Department Name: NSF STEM Scholarship Grant

Salaries

5103001	00 FT Teaching Faculty	\$24,008	\$16,201	\$0	(\$16,201)	-100.00%
5103001	10 FT Stipends Fall Spring Summer	\$7,400	\$0	\$0	\$0	#Num!
5103001	20 Stipends - Other Faculty	\$0	\$5,000	\$0	(\$5,000)	-100.00%
5103004	20 Non-Instructional Overload	\$9,900	\$0	\$0	\$0	#Num!
5106002	00 PT Clerical Staff	\$259	\$10,000	\$0	(\$10,000)	-100.00%

Thru: 6/30/2022

<i>Object</i>	<i>Object Name</i>	<i>FY22 YTD</i>	<i>FY22 Budget</i>	<i>FY23 Budget</i>	<i>\$ Change</i>	<i>% Change</i>
Sum of Salaries		\$41,567	\$31,201	\$0	(\$31,201)	-100.00%
Fringe Benefits						
5201001	00 Employer GTL Medical Vision	\$7,645	\$2,000	\$0	(\$2,000)	-100.00%
5209000	55 Surs .5% Employer Contribution	\$208	\$356	\$0	(\$356)	-100.00%
5209000	60 Surs Federal Grant Obligation	\$5,036	\$2,000	\$0	(\$2,000)	-100.00%
Sum of Fringe Benefits		\$12,889	\$4,356	\$0	(\$4,356)	-100.00%
Outsourced & Contractual Services						
5309000	20 Other Contractual Services	\$10,000	\$5,000	\$0	(\$5,000)	-100.00%
Sum of Outsourced & Contractual Servi		\$10,000	\$5,000	\$0	(\$5,000)	-100.00%
Maintenance, Memberships, and Printing & Postage Supplies						
5402000	00 Printing	\$0	\$1,000	\$0	(\$1,000)	-100.00%
Sum of Maintenance, Memberships, and		\$0	\$1,000	\$0	(\$1,000)	-100.00%
Travel, Meeting, Professional Development, and Recruitment						
5502000	10 Out of District Travel	\$0	\$2,000	\$0	(\$2,000)	-100.00%
5502000	20 Participant Costs-Travel	\$0	\$4,000	\$0	(\$4,000)	-100.00%
Sum of Travel, Meeting, Professional D		\$0	\$6,000	\$0	(\$6,000)	-100.00%
Scholarships, Student Activities, and Waivers						
5902000	50 Participant Costs-Scholarships	\$101,083	\$39,593	\$0	(\$39,593)	-100.00%
5909002	00 Indirect Costs Allocation	(\$1,051)	\$4,844	\$0	(\$4,844)	-100.00%
Sum of Scholarships, Student Activities,		\$100,032	\$44,437	\$0	(\$44,437)	-100.00%
Net Total for NSF STEM Scholarship		\$164,488	\$91,994	\$0	(\$91,994)	-100.00%

Dept: 06-3080-904147 Department Name: Pathways to Persistence & Grad

Salaries

5101001	00 FT Administrative Staff	\$79,786	\$79,413	\$81,716	\$2,303	2.90%
5102002	00 PT Prof/Technical Staff	\$37,301	\$39,485	\$70,207	\$30,722	77.81%
5103001	10 FT Stipends Fall Spring Summer	\$22,000	\$0	\$0	\$0	#Num!
5103002	15 PT Stipends Fall Sprg Sum	\$0	\$40,401	\$0	(\$40,401)	-100.00%
Sum of Salaries		\$139,087	\$159,299	\$151,923	(\$7,376)	-4.63%

Fringe Benefits

5201001	00 Employer GTL Medical Vision	\$42,284	\$46,688	\$43,953	(\$2,735)	-5.86%
5209000	55 Surs .5% Employer Contribution	\$691	\$799	\$613	(\$186)	-23.28%
5209000	60 Surs Federal Grant Obligation	\$12,071	\$0	(\$392)	(\$392)	#Div/0!
Sum of Fringe Benefits		\$55,046	\$47,487	\$44,174	(\$3,313)	-6.98%

Outsourced & Contractual Services

Thru: 6/30/2022

<i>Object</i>	<i>Object Name</i>	<i>FY22 YTD</i>	<i>FY22 Budget</i>	<i>FY23 Budget</i>	<i>\$ Change</i>	<i>% Change</i>
5302000	00 Consultants	\$12,160	\$0	\$0	\$0	#Num!
5309000	20 Other Contractual Services	\$16,213	\$0	\$55,000	\$55,000	#Div/0!
Sum of Outsourced & Contractual Servi		\$28,372	\$0	\$55,000	\$55,000	#Div/0!
Maintenance, Memberships, and Printing & Postage Supplies						
5401001	00 Office Supplies	\$33,388	\$0	\$20,900	\$20,900	#Div/0!
5401009	05 Supplies Bookstore	\$285	\$0	\$0	\$0	#Num!
5402000	00 Printing	\$20	\$0	\$0	\$0	#Num!
5404002	00 Computer Software	\$60,770	\$0	\$0	\$0	#Num!
5406000	00 Publications & Dues	\$75	\$0	\$0	\$0	#Num!
5409000	00 Other Materials & Supplies	\$766	\$0	\$0	\$0	#Num!
Sum of Maintenance, Memberships, and		\$95,304	\$0	\$20,900	\$20,900	#Div/0!
Travel, Meeting, Professional Development, and Recruitment						
5502000	10 Out of District Travel			\$9,000		
5509000	15 Other Conf & Mtg Exp	\$4,044	\$0	\$23,003	\$23,003	#Div/0!
Sum of Travel, Meeting, Professional D		\$4,044	\$0	\$32,003	\$32,003	#Div/0!
Capital Outlay						
5806000	00 Equipment - Instructional			\$96,000		
5809000	60 Building Improvements	\$60,000	\$175,000	\$50,000	(\$125,000)	-71.43%
Sum of Capital Outlay		\$60,000	\$175,000	\$146,000	(\$29,000)	-16.57%
Net Total for Pathways to Persistence		\$381,854	\$381,786	\$450,000	\$68,214	17.87%

Dept: 06-3080-904152 Department Name: SIP Emergency Relief Fund

Outsourced & Contractual Services

5309000	20 Other Contractual Services	\$18,846	\$0	\$0	\$0	#Num!
Sum of Outsourced & Contractual Servi		\$18,846	\$0	\$0	\$0	#Num!

Maintenance, Memberships, and Printing & Postage Supplies

5401001	00 Office Supplies	\$13,720	\$0	\$0	\$0	#Num!
5401002	00 Instructional Supplies	\$31,350	\$0	\$0	\$0	#Num!
5402000	00 Printing	\$203	\$0	\$0	\$0	#Num!
5409000	00 Other Materials & Supplies	\$20,493	\$0	\$0	\$0	#Num!
Sum of Maintenance, Memberships, and		\$65,766	\$0	\$0	\$0	#Num!

Capital Outlay

5806000	00 Equipment - Instructional	\$8,356	\$0	\$0	\$0	#Num!
Sum of Capital Outlay		\$8,356	\$0	\$0	\$0	#Num!

Scholarships, Student Activities, and Waivers

5902000	55 Student Assist-Food	\$133,090	\$0	\$0	\$0	#Num!
---------	------------------------	-----------	-----	-----	-----	-------

Thru: 6/30/2022

<i>Object</i>	<i>Object Name</i>	<i>FY22 YTD</i>	<i>FY22 Budget</i>	<i>FY23 Budget</i>	<i>\$ Change</i>	<i>% Change</i>
5902000 56	Student Assist-Tran	\$50,000	\$0	\$0	\$0	#Num!
5909000 10	Tuition Refunds	\$7,123	\$0	\$0	\$0	#Num!
Sum of Scholarships, Student Activities,		\$190,213	\$0	\$0	\$0	#Num!
Net Total for SIP Emergency Relief Fu		\$283,182	\$0	\$0	\$0	#Num!

Dept: 06-3090-904163 Department Name: Family Health Partnership Clin

Salaries

5102001 00	FT Prof/Tech Staff	\$15,243	\$0	\$0	\$0	#Num!
5106002 00	PT Clerical Staff	\$17,854	\$0	\$0	\$0	#Num!
Sum of Salaries		\$33,097	\$0	\$0	\$0	#Num!

Fringe Benefits

5201001 00	Employer GTL Medical Vision	\$644	\$0	\$0	\$0	#Num!
5209000 55	Surs .5% Employer Contribution	\$169	\$0	\$0	\$0	#Num!
5209000 60	Surs Federal Grant Obligation	\$2,920	\$0	\$0	\$0	#Num!
Sum of Fringe Benefits		\$3,734	\$0	\$0	\$0	#Num!

Outsourced & Contractual Services

5309000 20	Other Contractual Services	\$100	\$0	\$0	\$0	#Num!
Sum of Outsourced & Contractual Servi		\$100	\$0	\$0	\$0	#Num!

Maintenance, Memberships, and Printing & Postage Supplies

5409000 00	Other Materials & Supplies	\$2,054	\$0	\$0	\$0	#Num!
Sum of Maintenance, Memberships, and		\$2,054	\$0	\$0	\$0	#Num!

Scholarships, Student Activities, and Waivers

5909002 00	Indirect Costs Allocation	\$2,662	\$0	\$0	\$0	#Num!
Sum of Scholarships, Student Activities,		\$2,662	\$0	\$0	\$0	#Num!

Net Total for Family Health Partnershi \$41,647 \$0 \$0 \$0 #Num!

Dept: 06-3090-904168 Department Name: USDA Campus-Based Food Hub

Outsourced & Contractual Services

5302000 00	Consultants	\$63,750	\$0	\$67,500	\$67,500	#Div/0!
Sum of Outsourced & Contractual Servi		\$63,750	\$0	\$67,500	\$67,500	#Div/0!

Maintenance, Memberships, and Printing & Postage Supplies

5409000 00	Other Materials & Supplies			\$4,000		
Sum of Maintenance, Memberships, and				\$4,000		

Travel, Meeting, Professional Development, and Recruitment

5502000 10	Out of District Travel	\$1,050	\$0	\$5,000	\$5,000	#Div/0!
------------	------------------------	---------	-----	---------	---------	---------

Thru: 6/30/2022

<i>Object</i>	<i>Object Name</i>	<i>FY22 YTD</i>	<i>FY22 Budget</i>	<i>FY23 Budget</i>	<i>\$ Change</i>	<i>% Change</i>
Sum of Travel, Meeting, Professional D		\$1,050	\$0	\$5,000	\$5,000	#Div/0!
Scholarships, Student Activities, and Waivers						
5909002	00 Indirect Costs Allocation	\$6,480	\$0	\$7,650	\$7,650	#Div/0!
Sum of Scholarships, Student Activities,		\$6,480	\$0	\$7,650	\$7,650	#Div/0!
Net Total for USDA Campus-Based Fo		\$71,280	\$0	\$84,150	\$84,150	#Div/0!

Dept: 06-4010-904120 Department Name: Nuts Bolts Thingamajigs Grant

Salaries

5102001	00 FT Prof/Tech Staff	\$1,359	\$0	\$0	\$0	#Num!
5103001	10 FT Stipends Fall Spring Summer	\$0	\$5,483	\$0	(\$5,483)	-100.00%
5103002	05 PT Instructional Other	\$0	\$812	\$0	(\$812)	-100.00%
5103002	15 PT Stipends Fall Sprg Sum	\$2,325	\$0	\$0	\$0	#Num!
Sum of Salaries		\$3,684	\$6,295	\$0	(\$6,295)	-100.00%

Fringe Benefits

5201001	00 Employer GTL Medical Vision	\$360	\$1,146	\$0	(\$1,146)	-100.00%
5209000	55 Surs .5% Employer Contribution	\$7	\$59	\$0	(\$59)	-100.00%
Sum of Fringe Benefits		\$367	\$1,205	\$0	(\$1,205)	-100.00%

Maintenance, Memberships, and Printing & Postage Supplies

5401002	00 Instructional Supplies	\$274	\$0	\$0	\$0	#Num!
Sum of Maintenance, Memberships, and		\$274	\$0	\$0	\$0	#Num!

Net Total for Nuts Bolts Thingamajigs \$4,325 \$7,500 \$0 (\$7,500) -100.00%

Dept: 06-4010-904133 Department Name: Young Adult Math Skills

Salaries

5103002	05 PT Instructional Other	\$0	\$0	\$0	\$0	#Num!
Sum of Salaries		\$0	\$0	\$0	\$0	#Num!

Fringe Benefits

5209000	55 Surs .5% Employer Contribution	\$0	\$0	\$0	\$0	#Num!
Sum of Fringe Benefits		\$0	\$0	\$0	\$0	#Num!

Net Total for Young Adult Math Skills \$0 \$0 \$0 \$0 #Num!

Dept: 06-4020-902011 Department Name: IL Coop Work Study

Outsourced & Contractual Services

5301000	00 Audit Services	\$0	\$0	\$2,000	\$2,000	#Div/0!
5309000	20 Other Contractual Services	\$44,642	\$44,642	\$41,000	(\$3,642)	-8.16%

Thru: 6/30/2022

<i>Object</i>	<i>Object Name</i>	<i>FY22 YTD</i>	<i>FY22 Budget</i>	<i>FY23 Budget</i>	<i>\$ Change</i>	<i>% Change</i>
	Sum of Outsourced & Contractual Servi	\$44,642	\$44,642	\$43,000	(\$1,642)	-3.68%
	Net Total for IL Coop Work Study	\$44,642	\$44,642	\$43,000	(\$1,642)	-3.68%

Dept: 06-4020-902030 Department Name: ISBDC Program Revenue

Outsourced & Contractual Services

5309000	20 Other Contractual Services	\$0	\$2,432	\$7,000	\$4,568	187.83%
	Sum of Outsourced & Contractual Servi	\$0	\$2,432	\$7,000	\$4,568	187.83%
	Net Total for ISBDC Program Revenue	\$0	\$2,432	\$7,000	\$4,568	187.83%

Dept: 06-4020-904130 Department Name: Sage Legacy Grant

Outsourced & Contractual Services

5309000	20 Other Contractual Services	\$2,079	\$0	\$0	\$0	#Num!
	Sum of Outsourced & Contractual Servi	\$2,079	\$0	\$0	\$0	#Num!

Maintenance, Memberships, and Printing & Postage Supplies

5401002	00 Instructional Supplies	\$167	\$0	\$0	\$0	#Num!
	Sum of Maintenance, Memberships, and	\$167	\$0	\$0	\$0	#Num!
	Net Total for Sage Legacy Grant	\$2,246	\$0	\$0	\$0	#Num!

Dept: 06-4020-904144 Department Name: Expanding CC Apprenticeships

Salaries

5102001	00 FT Prof/Tech Staff	\$28,584	\$41,681	\$0	(\$41,681)	-100.00%
5103002	15 PT Stipends Fall Sprg Sum	\$0	\$0	\$0	\$0	#Num!
	Sum of Salaries	\$28,584	\$41,681	\$0	(\$41,681)	-100.00%

Fringe Benefits

5201001	00 Employer GTL Medical Vision	\$5,824	\$553	\$0	(\$553)	-100.00%
5209000	55 Surs .5% Employer Contribution	\$148	\$0	\$0	\$0	#Num!
5209000	60 Surs Federal Grant Obligation	\$1,894	\$0	\$0	\$0	#Num!
	Sum of Fringe Benefits	\$7,866	\$553	\$0	(\$553)	-100.00%

Maintenance, Memberships, and Printing & Postage Supplies

5402000	00 Printing	\$0	\$2,250	\$0	(\$2,250)	-100.00%
5407000	00 Advertising	\$0	\$2,250	\$0	(\$2,250)	-100.00%
	Sum of Maintenance, Memberships, and	\$0	\$4,500	\$0	(\$4,500)	-100.00%

Travel, Meeting, Professional Development, and Recruitment

5502000	05 In District Travel	\$0	\$617	\$0	(\$617)	-100.00%
5502000	10 Out of District Travel	\$0	\$1,600	\$0	(\$1,600)	-100.00%
5509000	15 Other Conf & Mtg Exp	\$0	\$1,000	\$0	(\$1,000)	-100.00%

Thru: 6/30/2022

<i>Object</i>	<i>Object Name</i>	<i>FY22 YTD</i>	<i>FY22 Budget</i>	<i>FY23 Budget</i>	<i>\$ Change</i>	<i>% Change</i>
	Sum of Travel, Meeting, Professional D	\$0	\$3,217	\$0	(\$3,217)	-100.00%
Net Total for Expanding CC Apprentic		\$36,449	\$49,951	\$0	(\$49,951)	-100.00%

Dept: 06-4020-904151 Department Name: Bridge to Success-CFMC

Outsourced & Contractual Services

5309000	20 Other Contractual Services	\$8,145	\$0	\$0	\$0	#Num!
Sum of Outsourced & Contractual Servi		\$8,145	\$0	\$0	\$0	#Num!

Scholarships, Student Activities, and Waivers

5909000	10 Tuition Refunds	\$0	\$0	\$0	\$0	#Num!
Sum of Scholarships, Student Activities,		\$0	\$0	\$0	\$0	#Num!

Net Total for Bridge to Success-CFMC		\$8,145	\$0	\$0	\$0	#Num!
---	--	---------	-----	-----	-----	-------

Dept: 06-4020-904169 Department Name: Specialty Crop Grant Grant

Salaries

5103002	15 PT Stipends Fall Sprg Sum	\$575	\$4,742	\$0	(\$4,742)	-100.00%
Sum of Salaries		\$575	\$4,742	\$0	(\$4,742)	-100.00%

Fringe Benefits

5209000	55 Surs .5% Employer Contribution	\$0	\$24	\$0	(\$24)	-100.00%
5209000	60 Surs Federal Grant Obligation	\$71	\$584	\$0	(\$584)	-100.00%

Sum of Fringe Benefits		\$71	\$608	\$0	(\$608)	-100.00%
------------------------	--	------	-------	-----	---------	----------

Outsourced & Contractual Services

5309000	20 Other Contractual Services	\$0	\$760	\$6,110	\$5,350	703.95%
Sum of Outsourced & Contractual Servi		\$0	\$760	\$6,110	\$5,350	703.95%

Maintenance, Memberships, and Printing & Postage Supplies

5401001	00 Office Supplies	\$0	\$2,800	\$0	(\$2,800)	-100.00%
5401002	00 Instructional Supplies	\$0	\$1,100	\$0	(\$1,100)	-100.00%
5409000	00 Other Materials & Supplies	\$3,558	\$6,473	\$10,373	\$3,900	60.25%

Sum of Maintenance, Memberships, and		\$3,558	\$10,373	\$10,373	\$0	0.00%
--------------------------------------	--	---------	----------	----------	-----	-------

Scholarships, Student Activities, and Waivers

5909002	00 Indirect Costs Allocation	\$336	\$1,318	\$1,318	\$0	0.00%
Sum of Scholarships, Student Activities,		\$336	\$1,318	\$1,318	\$0	0.00%

Net Total for Specialty Crop Grant Gra		\$4,540	\$17,801	\$17,801	\$0	0.00%
---	--	---------	----------	----------	-----	-------

Dept: 06-4030-902033 Department Name: IGEN - Renewable Energy

Salaries

Thru: 6/30/2022

<i>Object</i>	<i>Object Name</i>	<i>FY22 YTD</i>	<i>FY22 Budget</i>	<i>FY23 Budget</i>	<i>\$ Change</i>	<i>% Change</i>
5101001	00 FT Administrative Staff	\$10,000	\$10,000	\$0	(\$10,000)	-100.00%
Sum of Salaries		\$10,000	\$10,000	\$0	(\$10,000)	-100.00%
Outsourced & Contractual Services						
5309000	20 Other Contractual Services	\$5,000	\$0	\$5,000	\$5,000	#Div/0!
Sum of Outsourced & Contractual Servi		\$5,000	\$0	\$5,000	\$5,000	#Div/0!
Maintenance, Memberships, and Printing & Postage Supplies						
5401002	35 Supplies - General	\$0	\$3,500	\$0	(\$3,500)	-100.00%
5402000	00 Printing	\$0	\$1,000	\$0	(\$1,000)	-100.00%
5407000	00 Advertising	\$0	\$500	\$0	(\$500)	-100.00%
Sum of Maintenance, Memberships, and		\$0	\$5,000	\$0	(\$5,000)	-100.00%
Net Total for IGEN - Renewable Energ		\$15,000	\$15,000	\$5,000	(\$10,000)	-66.67%

Dept: 06-4030-904155 **Department Name: IL SBDC Cares Act Funds**

Outsourced & Contractual Services

5302000	00 Consultants	\$3,275	\$0	\$0	\$0	#Num!
Sum of Outsourced & Contractual Servi		\$3,275	\$0	\$0	\$0	#Num!
Net Total for IL SBDC Cares Act Fund		\$3,275	\$0	\$0	\$0	#Num!

Dept: 06-4040-904060 **Department Name: IRS Vol Income Tax Asst Grant**

Salaries

5103002	15 PT Stipends Fall Sprg Sum	\$9,185	\$9,185	\$0	(\$9,185)	-100.00%
5106002	00 PT Clerical Staff	\$2,202	\$0	\$0	\$0	#Num!
Sum of Salaries		\$11,387	\$9,185	\$0	(\$9,185)	-100.00%

Fringe Benefits

5201001	00 Employer GTL Medical Vision	\$0	\$8,601	\$0	(\$8,601)	-100.00%
5209000	60 Surs Federal Grant Obligation	\$1,414	\$1,132	\$0	(\$1,132)	-100.00%
Sum of Fringe Benefits		\$1,414	\$9,733	\$0	(\$9,733)	-100.00%

Outsourced & Contractual Services

5309000	20 Other Contractual Services	\$20,811	\$15,501	\$0	(\$15,501)	-100.00%
Sum of Outsourced & Contractual Servi		\$20,811	\$15,501	\$0	(\$15,501)	-100.00%

Maintenance, Memberships, and Printing & Postage Supplies

5401001	00 Office Supplies	\$806	\$1,387	\$0	(\$1,387)	-100.00%
5401002	35 Supplies - General	\$1,458	\$850	\$0	(\$850)	-100.00%
5402000	00 Printing	\$1	\$0	\$0	\$0	#Num!
5407000	00 Advertising	\$0	\$750	\$0	(\$750)	-100.00%

Thru: 6/30/2022

<i>Object</i>	<i>Object Name</i>	<i>FY22 YTD</i>	<i>FY22 Budget</i>	<i>FY23 Budget</i>	<i>\$ Change</i>	<i>% Change</i>
Sum of Maintenance, Memberships, and		\$2,265	\$2,987	\$0	(\$2,987)	-100.00%
Travel, Meeting, Professional Development, and Recruitment						
5502000	05 In District Travel	\$0	\$750	\$0	(\$750)	-100.00%
Sum of Travel, Meeting, Professional D		\$0	\$750	\$0	(\$750)	-100.00%
Scholarships, Student Activities, and Waivers						
5909002	00 Indirect Costs Allocation	\$3,588	\$3,815	\$0	(\$3,815)	-100.00%
Sum of Scholarships, Student Activities,		\$3,588	\$3,815	\$0	(\$3,815)	-100.00%
Net Total for IRS Vol Income Tax Asst		\$39,464	\$41,970	\$0	(\$41,970)	-100.00%

Dept: 06-4040-904138 Department Name: Northrop Grumman Award-VITA

Maintenance, Memberships, and Printing & Postage Supplies

5401002	35 Supplies - General	\$0	\$1,000	\$0	(\$1,000)	-100.00%
Sum of Maintenance, Memberships, and		\$0	\$1,000	\$0	(\$1,000)	-100.00%
Net Total for Northrop Grumman Awa		\$0	\$1,000	\$0	(\$1,000)	-100.00%

Dept: 06-7090-902034 Department Name: Illinois Green Economy

Outsourced & Contractual Services

5304000	05 Contractual Services	\$0	\$5,000	\$5,000	\$0	0.00%
Sum of Outsourced & Contractual Servi		\$0	\$5,000	\$5,000	\$0	0.00%
Net Total for Illinois Green Economy		\$0	\$5,000	\$5,000	\$0	0.00%

Dept: 06-8060-904159 Department Name: CRRSA-HEERF II Institutional

Outsourced & Contractual Services

5304000	10 Contract Maintenance Services	\$2,494	\$0	\$0	\$0	#Num!
5309000	20 Other Contractual Services	\$349,070	\$0	\$0	\$0	#Num!
Sum of Outsourced & Contractual Servi		\$351,564	\$0	\$0	\$0	#Num!

Maintenance, Memberships, and Printing & Postage Supplies

5401001	00 Office Supplies	\$633,829	\$0	\$0	\$0	#Num!
5404002	00 Computer Software	\$71,705	\$600,000	\$0	(\$600,000)	-100.00%
5409000	00 Other Materials & Supplies	\$138,499	\$4,626,000	\$0	(\$4,626,000)	-100.00%
Sum of Maintenance, Memberships, and		\$844,032	\$5,226,000	\$0	(\$5,226,000)	-100.00%

Capital Outlay

5809000	05 Major Equipment	\$1,134,871	\$1,200,000	\$0	(\$1,200,000)	-100.00%
5809000	60 Building Improvements	\$9,065	\$0	\$0	\$0	#Num!
Sum of Capital Outlay		\$1,143,936	\$1,200,000	\$0	(\$1,200,000)	-100.00%

Thru: 6/30/2022

<i>Object</i>	<i>Object Name</i>	<i>FY22 YTD</i>	<i>FY22 Budget</i>	<i>FY23 Budget</i>	<i>\$ Change</i>	<i>% Change</i>
Scholarships, Student Activities, and Waivers						
5902000	00 Honors-Scholarships	\$0	\$6,765,215	\$0	(\$6,765,215)	-100.00%
5902000	05 Emergency Relief Fu	\$528,433	\$0	\$0	\$0	#Num!
5909000	00 Other Expenditures	\$32,435	\$0	\$0	\$0	#Num!
5909000	10 Tuition Refunds	\$63,601	\$0	\$0	\$0	#Num!
Sum of Scholarships, Student Activities,		\$624,469	\$6,765,215	\$0	(\$6,765,215)	-100.00%
Net Total for CRRSA-HEERF II Instit		\$2,964,001	\$13,191,215	\$0	(\$13,191,215)	-100.00%

Dept: 06-8060-904161 Department Name: CRRSA-HEERF III Institutional

Outsourced & Contractual Services

5304000	10 Contract Maintenance Services	\$4,987	\$0	\$0	\$0	#Num!
5309000	20 Other Contractual Services	\$105,651	\$0	\$0	\$0	#Num!
Sum of Outsourced & Contractual Servi		\$110,638	\$0	\$0	\$0	#Num!

Maintenance, Memberships, and Printing & Postage Supplies

5401001	00 Office Supplies	\$54,550	\$0	\$0	\$0	#Num!
5401004	00 Maintenance Supplies	\$39,740	\$0	\$0	\$0	#Num!
5402000	00 Printing	\$420	\$0	\$0	\$0	#Num!
5404002	00 Computer Software	\$30,827	\$0	\$0	\$0	#Num!
5409000	00 Other Materials & Supplies	\$25,778	\$0	\$0	\$0	#Num!
Sum of Maintenance, Memberships, and		\$151,315	\$0	\$0	\$0	#Num!

Capital Outlay

5809000	05 Major Equipment	\$33,867	\$0	\$500,000	\$500,000	#Div/0!
5809000	60 Building Improvements	\$70,395	\$0	\$0	\$0	#Num!
Sum of Capital Outlay		\$104,262	\$0	\$500,000	\$500,000	#Div/0!

Scholarships, Student Activities, and Waivers

5902000	05 Emergency Relief Fu	\$783,455	\$0	\$0	\$0	#Num!
5909000	00 Other Expenditures			\$2,200,000		
Sum of Scholarships, Student Activities,		\$783,455	\$0	\$2,200,000	\$2,200,000	#Div/0!
Net Total for CRRSA-HEERF III Insti		\$1,149,671	\$0	\$2,700,000	\$2,700,000	#Div/0!

Dept: 06-9010-902024 Department Name: MAP Grant Award

Scholarships, Student Activities, and Waivers

5909000	35 Illinois Map Grant Award	\$498,668	\$400,000	\$500,000	\$100,000	25.00%
Sum of Scholarships, Student Activities,		\$498,668	\$400,000	\$500,000	\$100,000	25.00%
Net Total for MAP Grant Award		\$498,668	\$400,000	\$500,000	\$100,000	25.00%

Dept: 06-9010-904134 Department Name: Childcare Access-CCAMPIS Grant

Thru: 6/30/2022

<i>Object</i>	<i>Object Name</i>	<i>FY22 YTD</i>	<i>FY22 Budget</i>	<i>FY23 Budget</i>	<i>\$ Change</i>	<i>% Change</i>
Salaries						
5108000	15 Student Employees - WSI	\$0	\$15,360	\$0	(\$15,360)	-100.00%
Sum of Salaries		\$0	\$15,360	\$0	(\$15,360)	-100.00%
Maintenance, Memberships, and Printing & Postage Supplies						
5401001	00 Office Supplies	\$3,416	\$0	\$0	\$0	#Num!
5401002	00 Instructional Supplies	\$100	\$9,250	\$0	(\$9,250)	-100.00%
5401002	35 Supplies - General	\$117	\$1,500	\$0	(\$1,500)	-100.00%
5402000	00 Printing	\$12	\$2,000	\$0	(\$2,000)	-100.00%
5406000	00 Publications & Dues	\$150	\$1,800	\$0	(\$1,800)	-100.00%
Sum of Maintenance, Memberships, and		\$3,795	\$14,550	\$0	(\$14,550)	-100.00%
Travel, Meeting, Professional Development, and Recruitment						
5502000	10 Out of District Travel	\$0	\$6,000	\$0	(\$6,000)	-100.00%
5509000	05 Staff Development	\$0	\$3,500	\$0	(\$3,500)	-100.00%
5509000	15 Other Conf & Mtg Exp	\$380	\$1,200	\$0	(\$1,200)	-100.00%
Sum of Travel, Meeting, Professional D		\$380	\$10,700	\$0	(\$10,700)	-100.00%
Scholarships, Student Activities, and Waivers						
5902000	60 Childcare Fee Subsidy	\$4,881	\$95,603	\$0	(\$95,603)	-100.00%
5909002	00 Indirect Costs Allocation	\$418	\$13,621	\$0	(\$13,621)	-100.00%
Sum of Scholarships, Student Activities,		\$5,298	\$109,224	\$0	(\$109,224)	-100.00%
Net Total for Childcare Access-CCAM		\$9,473	\$149,834	\$0	(\$149,834)	-100.00%

Dept: 06-9010-904145 **Department Name: Minority Teachers of Illinois**

Scholarships, Student Activities, and Waivers

5909000	39 Minority Teachers of IL Grant	\$0	\$0	\$0	\$0	#Num!
Sum of Scholarships, Student Activities,		\$0	\$0	\$0	\$0	#Num!
Net Total for Minority Teachers of Illin		\$0	\$0	\$0	\$0	#Num!

Dept: 06-9010-904160 **Department Name: ARP-HEERF III Student**

Scholarships, Student Activities, and Waivers

5902000	05 Emergency Relief Fu	\$3,738,673	\$0	\$0	\$0	#Num!
Sum of Scholarships, Student Activities,		\$3,738,673	\$0	\$0	\$0	#Num!
Net Total for ARP-HEERF III Student		\$3,738,673	\$0	\$0	\$0	#Num!

Dept: 06-9030-302032 **Department Name: Federal-Student Workers**

Salaries

5108000	05 Federal Student Employee	\$61,006	\$105,613	\$105,613	\$0	0.00%
---------	-----------------------------	----------	-----------	-----------	-----	-------

Thru: 6/30/2022

<i>Object</i>	<i>Object Name</i>	<i>FY22 YTD</i>	<i>FY22 Budget</i>	<i>FY23 Budget</i>	<i>\$ Change</i>	<i>% Change</i>
	Sum of Salaries	\$61,006	\$105,613	\$105,613	\$0	0.00%
	<i>Net Total for Federal-Student Workers</i>	\$61,006	\$105,613	\$105,613	\$0	0.00%
	Net Surplus/(Deficit) of Restricted Purpos	(\$6,821)	\$0	\$0	\$0	N/A

Thru: 6/30/2022

<i>Object</i>	<i>Object Name</i>	<i>FY22 YTD</i>	<i>FY22 Budget</i>	<i>FY23 Budget</i>	<i>\$ Change</i>	<i>% Change</i>
Fund 07	Working Cash					
Dept: 07-0000-000000 Department Name: General						
Investment Revenue						
4709000	06 Change in Fair Value of Invest	(\$43,738)	\$53,253	\$33,117	(\$20,136)	-37.81%
4709000	07 Investment Transaction Fees	(\$2,145)	(\$2,821)	(\$2,828)	(\$7)	0.25%
Sum of Investment Revenue		(\$45,883)	\$50,432	\$30,289	(\$20,143)	-39.94%
Net Total for General		(\$45,883)	\$50,432	\$30,289	(\$20,143)	-39.94%
Net Surplus/(Deficit) of Working Cash		(\$45,883)	\$50,432	\$30,289	(\$20,143)	-39.94%

Thru: 6/30/2022

<i>Object</i>	<i>Object Name</i>	<i>FY22 YTD</i>	<i>FY22 Budget</i>	<i>FY23 Budget</i>	<i>\$ Change</i>	<i>% Change</i>
Fund 08 General Fixed Asset						
<i>Dept: 08-0000-000000 Department Name: General</i>						
Nongovernmental Gifts						
4809000	05 Donations	\$30,000	\$0	\$0	\$0	#Num!
Sum of Nongovernmental Gifts		\$30,000	\$0	\$0	\$0	#Num!
Other Revenue						
4991500	01 Capital Appropriations	\$533,761	\$0	\$0	\$0	#Num!
Sum of Other Revenue		\$533,761	\$0	\$0	\$0	#Num!
Net Total for General		\$563,761	\$0	\$0	\$0	#Num!
<i>Dept: 08-2010-501016 Department Name: General Institutional Exp</i>						
Capital Outlay						
5805000	01 Asset addition contra account	(\$60,460)	\$0	\$0	\$0	#Num!
Sum of Capital Outlay		(\$60,460)	\$0	\$0	\$0	#Num!
Net Total for General Institutional Exp		(\$60,460)	\$0	\$0	\$0	#Num!
<i>Dept: 08-3010-501016 Department Name: General Institutional Exp</i>						
Capital Outlay						
5805000	01 Asset addition contra account	(\$206,687)	\$0	\$0	\$0	#Num!
Sum of Capital Outlay		(\$206,687)	\$0	\$0	\$0	#Num!
Net Total for General Institutional Exp		(\$206,687)	\$0	\$0	\$0	#Num!
<i>Dept: 08-4010-501016 Department Name: General Institutional Exp</i>						
Capital Outlay						
5805000	01 Asset addition contra account	(\$2,000)	\$0	\$0	\$0	#Num!
Sum of Capital Outlay		(\$2,000)	\$0	\$0	\$0	#Num!
Net Total for General Institutional Exp		(\$2,000)	\$0	\$0	\$0	#Num!
<i>Dept: 08-6010-501016 Department Name: General Institutional Exp</i>						
Capital Outlay						
5805000	01 Asset addition contra account	(\$43,919)	\$0	\$0	\$0	#Num!
Sum of Capital Outlay		(\$43,919)	\$0	\$0	\$0	#Num!
Net Total for General Institutional Exp		(\$43,919)	\$0	\$0	\$0	#Num!

Thru: 6/30/2022

<i>Object</i>	<i>Object Name</i>	<i>FY22 YTD</i>	<i>FY22 Budget</i>	<i>FY23 Budget</i>	<i>\$ Change</i>	<i>% Change</i>
Dept: 08-7010-501016 Department Name: General Institutional Exp						
Capital Outlay						
5805000	01 Asset addition contra account	(\$915,339)	\$0	\$0	\$0	#Num!
Sum of Capital Outlay		(\$915,339)	\$0	\$0	\$0	#Num!
Net Total for General Institutional Exp		(\$915,339)	\$0	\$0	\$0	#Num!
Dept: 08-8010-501016 Department Name: General Institutional Exp						
Capital Outlay						
5805000	01 Asset addition contra account	(\$3,591,238)	\$0	\$0	\$0	#Num!
Sum of Capital Outlay		(\$3,591,238)	\$0	\$0	\$0	#Num!
Net Total for General Institutional Exp		(\$3,591,238)	\$0	\$0	\$0	#Num!
Dept: 08-8060-501016 Department Name: General Institutional Exp						
Capital Outlay						
5809000	61 Asset Disposal gain/ loss	\$0	\$0	\$0	\$0	#Num!
5809000	62 Asset Sale Gain/Loss	\$0	\$0	\$0	\$0	#Num!
Sum of Capital Outlay		\$0	\$0	\$0	\$0	#Num!
Net Total for General Institutional Exp		\$0	\$0	\$0	\$0	#Num!
Dept: 08-8090-000000 Department Name: General						
Capital Outlay						
5808000	05 Depreciation Building	\$2,243,062	\$0	\$0	\$0	#Num!
5808000	10 Depreciation Equipment	\$1,127,749	\$0	\$0	\$0	#Num!
5808009	00 Amortization Expense	\$661,140	\$0	\$0	\$0	#Num!
Sum of Capital Outlay		\$4,031,952	\$0	\$0	\$0	#Num!
Net Total for General		\$4,031,952	\$0	\$0	\$0	#Num!
Net Surplus/(Deficit) of General Fixed Ass		\$1,351,452	\$0	\$0	\$0	N/A

Thru: 6/30/2022

<i>Object</i>	<i>Object Name</i>	<i>FY22 YTD</i>	<i>FY22 Budget</i>	<i>FY23 Budget</i>	<i>\$ Change</i>	<i>% Change</i>
---------------	--------------------	-----------------	--------------------	--------------------	------------------	-----------------

Fund 09 General Long-Term Debt

Dept: 09-0000-000000 Department Name: General

Other Revenue

4909001	00	Proceeds from Capital Lease	(\$946,191)	\$0	\$0	\$0	#Num!
Sum of Other Revenue			(\$946,191)	\$0	\$0	\$0	#Num!

Fixed Charges, Rental, Property Insurance, and Debt Retirement

5606000	00	Lease Principal Retirements	(\$1,036,969)	\$0	\$0	\$0	#Num!
5606002	00	Lease Retirements	(\$157,167)	\$0	\$0	\$0	#Num!
5609000	50	Bond Principal	(\$565,000)	\$0	\$0	\$0	#Num!
5609000	55	Interest Expense	(\$33,642)	\$0	\$0	\$0	#Num!
5609002	00	Interest Expense-Leases	\$457	\$0	\$0	\$0	#Num!
Sum of Fixed Charges, Rental, Property			(\$1,792,321)	\$0	\$0	\$0	#Num!

Net Total for General (\$2,738,512) \$0 \$0 \$0 #Num!

Dept: 09-1000-501040 Department Name: Institutional Liab Act

Fringe Benefits

5209000	60	Surs Federal Grant Obligation	(\$2,809)	\$0	\$0	\$0	#Num!
Sum of Fringe Benefits			(\$2,809)	\$0	\$0	\$0	#Num!

Net Total for Institutional Liab Act (\$2,809) \$0 \$0 \$0 #Num!

Dept: 09-2000-501040 Department Name: Institutional Liab Act

Fringe Benefits

5209000	60	Surs Federal Grant Obligation	(\$613)	\$0	\$0	\$0	#Num!
Sum of Fringe Benefits			(\$613)	\$0	\$0	\$0	#Num!

Net Total for Institutional Liab Act (\$613) \$0 \$0 \$0 #Num!

Dept: 09-3000-501040 Department Name: Institutional Liab Act

Fringe Benefits

5209000	60	Surs Federal Grant Obligation	(\$3,069)	\$0	\$0	\$0	#Num!
Sum of Fringe Benefits			(\$3,069)	\$0	\$0	\$0	#Num!

Net Total for Institutional Liab Act (\$3,069) \$0 \$0 \$0 #Num!

Dept: 09-4000-501040 Department Name: Institutional Liab Act

Fringe Benefits

5209000	60	Surs Federal Grant Obligation	(\$3,940)	\$0	\$0	\$0	#Num!
---------	----	-------------------------------	-----------	-----	-----	-----	-------

Thru: 6/30/2022

<i>Object</i>	<i>Object Name</i>	<i>FY22 YTD</i>	<i>FY22 Budget</i>	<i>FY23 Budget</i>	<i>\$ Change</i>	<i>% Change</i>
	Sum of Fringe Benefits	(\$3,940)	\$0	\$0	\$0	#Num!
	Net Total for Institutional Liab Act	(\$3,940)	\$0	\$0	\$0	#Num!
Dept: 09-8000-501040 Department Name: Institutional Liab Act						
Fringe Benefits						
5209000	60 Surs Federal Grant Obligation	\$57,530	\$0	\$0	\$0	#Num!
	Sum of Fringe Benefits	\$57,530	\$0	\$0	\$0	#Num!
	Net Total for Institutional Liab Act	\$57,530	\$0	\$0	\$0	#Num!
Net Surplus/(Deficit) of General Long-Ter		\$799,031	\$0	\$0	\$0	N/A

Thru: 6/30/2022

<i>Object</i>	<i>Object Name</i>	<i>FY22 YTD</i>	<i>FY22 Budget</i>	<i>FY23 Budget</i>	<i>\$ Change</i>	<i>% Change</i>
Fund 11 Audit						
<i>Dept: 11-0000-000000 Department Name: General</i>						
Local Governmental Sources						
4101001	05 Real Estate Taxes	\$74,974	\$75,000	\$75,000	\$0	0.00%
Sum of Local Governmental Sources		\$74,974	\$75,000	\$75,000	\$0	0.00%
Net Total for General		\$74,974	\$75,000	\$75,000	\$0	0.00%
<i>Dept: 11-8020-501034 Department Name: Audit Services</i>						
Outsourced & Contractual Services						
5301000	00 Audit Services	\$60,637	\$85,000	\$82,000	(\$3,000)	-3.53%
Sum of Outsourced & Contractual Servi		\$60,637	\$85,000	\$82,000	(\$3,000)	-3.53%
Net Total for Audit Services		\$60,637	\$85,000	\$82,000	(\$3,000)	-3.53%
Net Surplus/(Deficit) of Audit		\$14,337	(\$10,000)	(\$7,000)	\$3,000	-30.00%

Thru: 6/30/2022

<i>Object</i>	<i>Object Name</i>	<i>FY22 YTD</i>	<i>FY22 Budget</i>	<i>FY23 Budget</i>	<i>\$ Change</i>	<i>% Change</i>
---------------	--------------------	-----------------	--------------------	--------------------	------------------	-----------------

Fund 12 Liability, Protection & Settlement

Dept: 12-0000-000000 Department Name: General

Local Governmental Sources

4101001	10 Real Estate Taxes-Tort	\$691,947	\$692,444	\$692,444	\$0	0.00%
4101001	15 Real Estate Taxes-Ss	\$10,006	\$10,000	\$10,000	\$0	0.00%
Sum of Local Governmental Sources		\$701,953	\$702,444	\$702,444	\$0	0.00%

Investment Revenue

4709000	06 Change in Fair Value of Invest	(\$36,531)	\$11,074	\$6,916	(\$4,158)	-37.55%
4709000	07 Investment Transaction Fees	(\$1,791)	(\$587)	(\$591)	(\$4)	0.68%
Sum of Investment Revenue		(\$38,322)	\$10,487	\$6,325	(\$4,162)	-39.69%

Net Total for General \$663,631 \$712,931 \$708,769 (\$4,162) -0.58%

Dept: 12-8040-501036 Department Name: Campus Safety

Outsourced & Contractual Services

5309000	20 Other Contractual Services	\$0	\$0	\$0	\$0	#Num!
Sum of Outsourced & Contractual Servi		\$0	\$0	\$0	\$0	#Num!

Maintenance, Memberships, and Printing & Postage Supplies

5401001	00 Office Supplies	\$0	\$0	\$0	\$0	#Num!
5406000	00 Publications & Dues	\$0	\$0	\$0	\$0	#Num!
5409000	00 Other Materials & Supplies	\$0	\$0	\$0	\$0	#Num!
Sum of Maintenance, Memberships, and		\$0	\$0	\$0	\$0	#Num!

Net Total for Campus Safety \$0 \$0 \$0 \$0 #Num!

Dept: 12-8060-501038 Department Name: Insurance

Fringe Benefits

5202000	00 Workers Compensation Insurance	\$128,891	\$225,000	\$182,028	(\$42,972)	-19.10%
5204000	00 Unemployment Insurance	(\$2,880)	\$75,000	\$50,000	(\$25,000)	-33.33%
5205000	00 Medicare	\$407,337	\$337,931	\$337,931	\$0	0.00%
5206000	00 FICA - Social Security	\$35,694	\$10,000	\$30,000	\$20,000	200.00%
Sum of Fringe Benefits		\$569,043	\$647,931	\$599,959	(\$47,972)	-7.40%

Fixed Charges, Rental, Property Insurance, and Debt Retirement

5609000	60 General Insurance	\$78,009	\$65,000	\$103,904	\$38,904	59.85%
Sum of Fixed Charges, Rental, Property		\$78,009	\$65,000	\$103,904	\$38,904	59.85%

Net Total for Insurance \$647,052 \$712,931 \$703,863 (\$9,068) -1.27%

Thru: 6/30/2022

<i>Object</i>	<i>Object Name</i>	<i>FY22 YTD</i>	<i>FY22 Budget</i>	<i>FY23 Budget</i>	<i>\$ Change</i>	<i>% Change</i>
Net Surplus/(Deficit) of Liability, Protecti		\$16,580	\$0	\$4,906	\$4,906	#Div/0!

Thru: 6/30/2022

<i>Object</i>	<i>Object Name</i>	<i>FY22 YTD</i>	<i>FY22 Budget</i>	<i>FY23 Budget</i>	<i>\$ Change</i>	<i>% Change</i>
Fund 17 OPEB Liability						
<i>Dept: 17-0000-000000 Department Name: General</i>						
Other Revenue						
4909000	95 CIP Pass Through Revenue	(\$409,539)	\$1,500,000	\$1,500,000	\$0	0.00%
Sum of Other Revenue		(\$409,539)	\$1,500,000	\$1,500,000	\$0	0.00%
Net Total for General		(\$409,539)	\$1,500,000	\$1,500,000	\$0	0.00%
<i>Dept: 17-1010-000000 Department Name: General</i>						
Fringe Benefits						
5209000	56 College Insurance Program Exp	(\$222,871)	\$90,297	\$90,297	\$0	0.00%
5299900	95 State Allocated CIP	(\$222,871)	\$90,297	\$90,297	\$0	0.00%
Sum of Fringe Benefits		(\$445,742)	\$180,594	\$180,594	\$0	0.00%
Net Total for General		(\$445,742)	\$180,594	\$180,594	\$0	0.00%
<i>Dept: 17-2010-000000 Department Name: General</i>						
Fringe Benefits						
5209000	56 College Insurance Program Exp	(\$25,842)	\$74,013	\$74,013	\$0	0.00%
5299900	95 State Allocated CIP	(\$25,842)	\$74,013	\$74,013	\$0	0.00%
Sum of Fringe Benefits		(\$51,684)	\$148,026	\$148,026	\$0	0.00%
Net Total for General		(\$51,684)	\$148,026	\$148,026	\$0	0.00%
<i>Dept: 17-3010-000000 Department Name: General</i>						
Fringe Benefits						
5209000	56 College Insurance Program Exp	(\$42,674)	\$315,673	\$315,673	\$0	0.00%
5299900	95 State Allocated CIP	(\$42,674)	\$315,673	\$315,673	\$0	0.00%
Sum of Fringe Benefits		(\$85,348)	\$631,346	\$631,346	\$0	0.00%
Net Total for General		(\$85,348)	\$631,346	\$631,346	\$0	0.00%
<i>Dept: 17-4010-000000 Department Name: General</i>						
Fringe Benefits						
5209000	56 College Insurance Program Exp	(\$13,679)	\$776,361	\$776,361	\$0	0.00%
5299900	95 State Allocated CIP	(\$13,679)	\$776,361	\$776,361	\$0	0.00%
Sum of Fringe Benefits		(\$27,357)	\$1,552,722	\$1,552,722	\$0	0.00%
Net Total for General		(\$27,357)	\$1,552,722	\$1,552,722	\$0	0.00%

Thru: 6/30/2022

<i>Object</i>	<i>Object Name</i>	<i>FY22 YTD</i>	<i>FY22 Budget</i>	<i>FY23 Budget</i>	<i>\$ Change</i>	<i>% Change</i>
Dept: 17-6010-000000		Department Name: General				
Fringe Benefits						
5209000	56 College Insurance Program Exp	(\$20,887)	\$30,170	\$30,170	\$0	0.00%
5299900	95 State Allocated CIP	(\$20,887)	\$30,170	\$30,170	\$0	0.00%
Sum of Fringe Benefits		(\$41,773)	\$60,340	\$60,340	\$0	0.00%
Net Total for General		(\$41,773)	\$60,340	\$60,340	\$0	0.00%
Dept: 17-7010-000000		Department Name: General				
Fringe Benefits						
5209000	56 College Insurance Program Exp	(\$7,658)	\$60,534	\$60,534	\$0	0.00%
5299900	95 State Allocated CIP	(\$7,658)	\$60,534	\$60,534	\$0	0.00%
Sum of Fringe Benefits		(\$15,317)	\$121,068	\$121,068	\$0	0.00%
Net Total for General		(\$15,317)	\$121,068	\$121,068	\$0	0.00%
Dept: 17-8010-000000		Department Name: General				
Fringe Benefits						
5209000	56 College Insurance Program Exp	(\$75,109)	\$3,642	\$3,642	\$0	0.00%
5299900	95 State Allocated CIP	(\$75,109)	\$3,642	\$3,642	\$0	0.00%
Sum of Fringe Benefits		(\$150,219)	\$7,284	\$7,284	\$0	0.00%
Net Total for General		(\$150,219)	\$7,284	\$7,284	\$0	0.00%
Dept: 17-9010-000000		Department Name: General				
Fringe Benefits						
5209000	56 College Insurance Program Exp	(\$819)	\$149,309	\$149,309	\$0	0.00%
5299900	95 State Allocated CIP	(\$819)	\$149,309	\$149,309	\$0	0.00%
Sum of Fringe Benefits		(\$1,638)	\$298,618	\$298,618	\$0	0.00%
Net Total for General		(\$1,638)	\$298,618	\$298,618	\$0	0.00%
Net Surplus/(Deficit) of OPEB Liability		\$409,539	(\$1,499,998)	(\$1,499,998)	\$0	0.00%

Thru: 6/30/2022

<i>Object</i>	<i>Object Name</i>	<i>FY22 YTD</i>	<i>FY22 Budget</i>	<i>FY23 Budget</i>	<i>\$ Change</i>	<i>% Change</i>
Net Education Fund Surplus/(Deficit)		\$3,249,244	(\$7,307,739)	(\$9,456,151)	(\$2,148,413)	29.4%

FY 2023

Budget Changes

Tentative to Final

This page left blank intentionally

Changes From Tentative Budget

Fund Name

FY	Dept Code Full GL Code	Dept Name Object Name	Tentative	Final	Change	
Education						
2023	01-0000-000000	General				
	01-0000-000000-4103500-00	CPPRT	(\$250,000.00)	(\$651,451.00)	(\$401,451.00)	Increased award
	01-0000-000000-4201000-05	Iccb lvg/Ing Shortfall Grant	\$65,000.00	(\$107,614.00)	(\$172,614.00)	Increased award
		Net Change to General	(\$185,000.00)	(\$759,065.00)	(\$574,065.00)	resulted in large chg due to budgeted offset
2023	01-3010-303016	Orientation				
	01-3010-303016-5103001-10	FT Stipends Fall Spring Su	\$0.00	\$12,000.00	\$12,000.00	Did not get loaded in tentative
		Net Change to Orientation	\$0.00	\$12,000.00	\$12,000.00	
2023	01-3020-303034	Access & Disability Services				
	01-3020-303034-5102002-00	PT Prof/Technical Staff	\$95,332.00	\$102,832.00	\$7,500.00	Change in hours approved by cabinet
		Net Change to Access & Disability Service	\$95,332.00	\$102,832.00	\$7,500.00	
2023	01-8040-503010	Human Resources				
	01-8040-503010-5109000-60	Sign On Bonus	\$0.00	\$35,000.00	\$35,000.00	Initial exp incurred but is expected to be re-purposed for employee retention
		Net Change to Human Resources	\$0.00	\$35,000.00	\$35,000.00	
2023	01-8060-501016	General Institutional Exp				
	01-8060-501016-7102000-10	Transfer To Aux Fund	\$150,000.00	\$230,279.00	\$80,279.00	Change in transfer due to inc in CPPRT revenue
	01-8060-501016-7102000-50	Transfer	\$0.00	\$300,000.00	\$300,000.00	
		Net Change to General Institutional Exp	\$150,000.00	\$530,279.00	\$380,279.00	
2023	01-8080-504020	Infrastructure and Security				
	01-8080-504020-5404002-00	Computer Software	\$405,000.00	\$414,874.00	\$9,874.00	Added RAVE renewal, eventually all software will be moved to a new software dept for easier budgeted and accting
		Net Change to Infrastructure and Security	\$405,000.00	\$414,874.00	\$9,874.00	

The most significant changes on this fund resulted from the additional revenue expected from the Corporate Personal Property Replacement Tax (CPPRT) from the State, which is recorded as Local Revenue similar to the property tax. A portion of the CPPRT goes to Fund 01 Education and the remainder goes to Fund 02 Operations and Maintenance.

The College is also being allocated near full funding in the IVG/ING grants that have been historically under funded, if funded at all over the years.

This additional revenue has allowed to College to make changes to the transfers allowing for more support to Fund 05 Auxiliary and Fund 03 Operations & Maintenance Restricted that will be used for CATI.

The changes in expenses are add on projects that are or were planned for but information was not available at the time and therefore did not make the initial tentative budget until the information was made available.

Fund Name

FY	Dept Code	Dept Name		Tentative	Final	Change	
	Full GL Code	Object Name					
Operations and Maintenance							
2023	02-0000-000000	General					
	02-0000-000000-4103500-00	CPPRT		(\$150,000.00)	(\$390,870.00)	(\$240,870.00)	Increased award
		Net Change to General		(\$150,000.00)	(\$390,870.00)	(\$240,870.00)	
2023	02-7010-505015	Building Maintn					
	02-7010-505015-5304000-10	Contract Maintenance Servi		\$190,000.00	\$208,000.00	\$18,000.00	Auto lift reorientation due to CATI
		Net Change to Building Maintn		\$190,000.00	\$208,000.00	\$18,000.00	
2023	02-7090-505050	Physical Fac Oth					
	02-7090-505050-5802000-00	Site Improvements		\$0.00	\$63,000.00	\$63,000.00	Exterior signage @ \$25k, Kiln Roof @ \$22k, Radio lot patching @ \$16k
		Net Change to Physical Fac Oth		\$0.00	\$63,000.00	\$63,000.00	

The most significant changes on this fund resulted from the additional revenue expected from the Corporate Personal Property Replacement Tax (CPPRT) from the State, which is recorded as Local Revenue similar to the property tax. A portion of the CPPRT goes to Fund 01 Education and the remainder goes to Fund 02 Operations and Maintenance.

The changes in expense relate to the auto lift reorientation that needs to occur due to the construction of the CATI building rendering the one door inaccessible to vehicle use.

The other expense relates to added exterior signs, kiln roof, and the need to patch the radio station lot as landlords of the property for safe egress.

Fund Name

FY	Dept Code	Dept Name			
	Full GL Code	Object Name	Tentative	Final	Change

Operations and Maintenance Restricted

2023	03-0000-000000	General			
	03-0000-000000-4209000-00	Revenue State Sources - Ot	(\$17,259,625.00)	(\$19,658,987.00)	(\$2,399,362.00)
	03-0000-000000-4209000-15	Cdb Grant - Greenhouse	(\$750,000.00)	\$0.00	\$750,000.00
	03-0000-000000-4209000-20	Cdb Grant - Pumphouse	(\$120,000.00)	\$0.00	\$120,000.00
	03-0000-000000-7202002-00	Transfer - In	(\$1,000,000.00)	(\$1,300,000.00)	(\$300,000.00)
		Net Change to General	(\$19,129,625.00)	(\$20,958,987.00)	(\$1,829,362.00)

All changes to
adjust revised
CATI budgets

2023	03-8020-501030	Replacement Reserv			
	03-8020-501030-5809000-00	Other Capital Outlay	\$27,465,324.00	\$31,279,791.00	\$3,814,467.00
	03-8020-501030-5809000-10	Site Improvement	\$0.00	\$125,834.00	\$125,834.00
	03-8020-501030-5809000-20	Cdb Grant - Greenhouse	\$1,000,000.00	\$0.00	(\$1,000,000.00)
	03-8020-501030-5809000-25	Cdb Grant - Pumphouse	\$160,000.00	\$0.00	(\$160,000.00)
		Net Change to Replacement Reserv	\$28,625,324.00	\$31,405,625.00	\$2,780,301.00

All changes to
adjust revised
CATI budgets

All of the changes in this fund relate to the alteration in the CATI budget and additional funding expected from the State of Illinois.

Fund Name

FY	Dept Code	Dept Name		Tentative	Final	Change
	Full GL Code	Object Name				

Auxiliary

2023	05-0000-000000	General					
	05-0000-000000-7202000-05	Transfers		(\$150,000.00)	(\$230,279.00)	(\$80,279.00)	Due to CPPRT revenue increase
		Net Change to General		(\$150,000.00)	(\$230,279.00)	(\$80,279.00)	

This is the additional transfer of funds from Fund 01 to help support the fund balance and operations of our auxiliary enterprises

Fund Name						
FY	Dept Code	Dept Name		Tentative	Final	Change
Full GL Code		Object Name				
Grand Total All Funds				\$9,851,031.00	\$10,432,409.00	\$581,378.00

This page left blank intentionally

Glossary

This page left blank intentionally

**McHENRY COUNTY COLLEGE
COMMUNITY COLLEGE DISTRICT NUMBER 528**

GLOSSARY OF TERMS

ACADEMIC SUPPORT. (See FUNCTION).

ACADEMIC TERM. An academic term is any period of time in which course work is offered by the institution and for which students seek enrollment. The term may include a regular session or a special session. The College uses the semester system, which consists of the summer, fall, and spring semesters.

ACCOUNT NUMBER. An account number is a defined code for recording and summarizing financial transactions.

ACCOUNTING PERIOD. The accounting period is a period at the end of which and for which financial statements are prepared.

ACCRUAL BASIS. Accrual basis accounting is an accounting system that records revenues when earned and expenditures when a fund liability is created, regardless of the accounting period in which cash payment is actually made. An encumbrance system may be used in conjunction with an accrual basis accounting system.

ACCRUED EXPENDITURES. Accrued expenditures are those expenditures which have been incurred and have not been paid as of a given date.

ACCRUED INTEREST. Accrued interest is interest earned between interest dates but not yet paid.

ACCRUED LIABILITIES. Accrued liabilities are those amounts owed but not yet paid as of a given date.

ACCRUED REVENUE. Accrued revenue is revenue earned and not yet collected regardless of whether due or not.

APPROPRIATION. An appropriation is an authorization that enables the College to make expenditures and incur obligations for a specific purpose.

ASSESSED VALUATION. The assessed valuation is the value on each unit of property for which a prescribed amount must be paid as property taxes.

ASSETS. The entire property owned by the College.

AUDIT. An audit is an examination of the financial records of the College to obtain reasonable assurance that the financial statements prepared by the College are free of material misstatement. An audit includes examining, on a test basis, evidence supporting the amounts and disclosures in the financial statements. It further includes an assessment of the accounting principles and procedures used and of the significant financial estimates made by management.

AUDIT FUND. (See FUND).

AUXILIARY ENTERPRISES FUND. (See FUND).

BALANCED BUDGET. The budget is balanced if revenues equal expenditures.

BOND. A bond is a written promise to pay a specific sum of money, called the face value or principal amount, at a specified date or dates in the future, called the maturity date, and with periodic interest payments at a rate specified in the bond. A bond is generally issued for a specific purpose or project, such as construction of a new facility.

BOND AND INTEREST FUND. (See FUND).

BONDED DEBT. Bonded debt is the part of the College debt which is covered by outstanding bonds.

BUDGET. The budget is a controlled plan to be used in implementing the philosophy and the objectives of the College. Its development should involve maximum participation, and therefore, the aims and objectives of the College should be reflected at each level. The budget is a legal document once it has been approved by the Board.

BUILDINGS. Facilities permanently affixed to the land, including their associated heating and air conditioning systems, electrical and sound systems, plumbing and sewer systems, elevators, and other fixed equipment.

CAPITAL OUTLAY. (See OBJECT).

CASH. Cash is money or its equivalent, usually ready money. Money in hand, either in currency, coin, or other legal tender, or in bank bills or checks paid and received, deposits and NOW accounts, bank notes or sight drafts, bank's certificates of deposits, municipal orders, warrants, or scrip.

CHART OF ACCOUNTS. A chart of accounts is a list of all accounts generally used in an accounting system. In addition to account title, the chart includes an account number which has been assigned to each account. Accounts in the chart are arranged with accounts of a similar nature; for example, assets and liabilities.

CONFERENCE AND MEETING. (See OBJECT).

CONTINGENCY. (See OBJECT).

CONTINGENT LIABILITIES. Liabilities which are not now fixed and absolute but which will become so in case of the occurrence of some future and uncertain event.

CONTRACTUAL SERVICES. (See OBJECT).

CORPORATE PERSONAL PROPERTY REPLACEMENT TAX. The corporate personal property replacement tax is collected by the Illinois Department of Revenue as a replacement for the personal property tax.

COST BENEFIT. Cost benefit analyses are those studies which provide the means for comparing the resources to be allocated to a specific program with the results likely to be obtained from it, or analyses which provide the means for comparing the results likely to be obtained from the allocation of certain resources toward the achievement of alternate or competing objectives.

COST EFFECTIVENESS. Cost effectiveness refers to the extent to which resources allocated to a specific objective under each of several alternatives actually contribute to accomplishing that objective.

COURSE. A course is the official educational unit within the instructional programs dealing with a particular subject consisting of instructional periods and one or more delivery systems. Courses are generally classified by the discipline they belong to and the level of instruction.

COURSE CREDIT. Course credit is the number of credits that will be earned by the student for successful completion of a course.

CREDIT HOUR GRANT. Credit hour grants are received for courses for each credit hour or equivalent for students who were certified as being in attendance at midterm of the semester during the fiscal year. There are no special restrictions on the use of these funds.

CURRENT ASSETS. Current assets are cash or anything that can be readily converted into cash.

CURRENT EXPENDITURES. Current expenditures are any expenditure except for capital outlay and debt service. They include total charges incurred, whether paid or unpaid.

CURRENT LIABILITIES. Current liabilities are debts which are payable within a short period of time, usually no longer than one year.

DEBT SERVICE. Debt service includes expenditures for the retirement of debt and expenditures for interest on debt, except principal and interest on current loans, which are loans payable in the same fiscal year in which the money was borrowed.

DEBT SERVICE FUND. The Debt Service Fund is used to account for the accumulation of resources for and the payment of general long term debt principal, interest, and related costs. The Bond and Interest Fund is the Debt Service Fund of the College.

DEFERRED CHARGES. Deferred charges include expenditures which are not chargeable to the fiscal year in which they are made, but are carried over on the asset side of the balance sheet pending amortization or other disposition. Deferred charges differ from prepaid expenditures in that they usually extend over a long period of time and may or may not be regularly recurring costs of operation.

DEFERRED REVENUES. Deferred revenues are those monies or entitlements which have been recognized as revenues but have not been received and are therefore not available for use.

DEFICIT. A deficit is a shortfall of revenues and transfers in under expenditures and transfers out.

DIRECT COSTS. Direct costs are those elements of cost which can be easily, obviously, and conveniently identified with specific programs or activities, as distinguished from those costs incurred for several different activities or programs and whose elements are not readily identified with specific activities.

DISBURSEMENTS. Disbursements are the actual payments of cash by the College.

DOUBLE ENTRY ACCOUNTING. Double entry accounting is an accounting system that requires for every entry made to the debit side of an account or accounts there must be an equal entry to the credit side of an account or accounts.

EDUCATION FUND. (See FUND).

EMPLOYEE BENEFITS. (See OBJECT).

ENCUMBRANCES. Encumbrances are anticipated or actual liabilities provided for by appropriation which is recognized when a contract, purchase order, or salary commitment is made. It reduces the appropriation to avoid expenditure of funds needed to pay anticipated liabilities or expenditures.

EQUALIZATION GRANT. The equalization grant attempts to reduce the disparity in local funds available per student among districts. Equalized assessed valuations, full time equivalent students, corporate personal property replacement tax revenue, fixed costs, and the district's program mix are considered in the equalization calculations.

EXPENDITURES. Expenditures are the total charges incurred by the College regardless of the time of payment.

FEDERAL GOVERNMENT SOURCES. Federal government sources is that revenue provided directly from the Federal government. Expenditures made with this revenue should be identifiable as federally supported expenditures.

FINANCIAL STATEMENT. A financial statement is a formal summary of accounting records setting forth the District's financial condition and results of operations.

FISCAL YEAR. The fiscal year is the year by or for which accounts are reckoned or the year between one annual time of settlement or balancing of accounts and another. It consists of a period of twelve months, not necessarily concurrent with the calendar year, with reference to which appropriations are made and expenditures are authorized and at the end of which accounts are made up and the books are closed. The College's fiscal year is the period from July 1 to June 30 of the following calendar year.

FIXED ASSETS. Fixed assets are those assets essential to continuance of proper operation of the College. They include land, buildings, machinery, furniture, and other equipment which the College intends to hold or continue to use over a long period of time.

FIXED CHARGES. (See OBJECT).

FULL-TIME EQUIVALENT. The full-time equivalent indicator for students is the statistical student unit calculated by dividing all credit hours (both certificate and degree) generated by the College, by fifteen credit hours for any given academic term. To determine the annual full-time equivalent student, the total credit hours for the year are divided by thirty. The full-time equivalent for faculty is thirty instructional hour equivalents per year. The full-time equivalent for classified staff is forty hours of work per week.

FUNCTION. A level in the classification structure hierarchy representing the collection of function elements serving a common set of objectives that reflect the major institutional missions and related support objectives.

ACADEMIC SUPPORT. Academic support includes activities designed to provide support services for the institution's primary missions of instruction, public service and research. Academic support includes the operation of the library, educational media services, instructional materials center, and academic computing used in the learning process. It also includes expenditures for all equipment, materials, supplies, and costs that are necessary to support this function.

INDEPENDENT OPERATIONS. Independent operations provides for the operation of the cafeteria, bookstore, student organizations, athletics, and other related activities. It also includes all equipment, materials, supplies, and costs that are necessary to support this function.

INSTITUTIONAL SUPPORT. Institutional support consists of those costs that benefit the entire college and are not readily assignable to a particular cost center. Administrative data processing, business office, personnel services, insurance costs, legal fees, provision for contingencies, and nonoperating expenditures, are examples of items included in this area.

INSTRUCTION. Instruction consists of those activities dealing with the teaching of students. It includes the activities of faculty in the baccalaureate-oriented/transfer, occupational-technical career, general studies, and remedial ABE/ASE programs (associate degree credit and certificate credit). It includes expenditures for department chairpersons, administrators, and support staff for whom instruction is an important role. It also includes all equipment, materials, supplies, and costs that are necessary to support the instructional program.

OPERATIONS AND MAINTENANCE. Operations consists of housekeeping activities necessary in order to keep the physical facilities open and ready for use. Maintenance consists of those activities necessary to keep the grounds, buildings, and equipment operating efficiently. This function also provides for campus security and plant utilities, as well as equipment, materials, supplies, fire protection, property insurance, and other costs that are necessary to support this function.

ORGANIZED RESEARCH. Organized research includes any separately budgeted research projects, other than institutional research projects that are included under institutional support, whether supported by the College or by an outside person or agency. It also includes all equipment, materials, supplies, and costs that are necessary to support this function.

PUBLIC SERVICE. Public service consists of noncredit classes and other activities of an educational nature, such as workshops, seminars, forums, exhibits, and the provision of college facilities and expertise to the community designed to be of service to the public.

SCHOLARSHIPS, STUDENT GRANTS, AND WAIVERS. This category includes activities in the form of grants to students, prizes and awards, chargebacks, and aid to students in the form of state-mandated and institutional tuition and fee waivers. Employees/family tuition waivers are not included in this category.

STUDENT SERVICES. The student services function provides assistance in the areas of financial aid, admissions and records, health, placement, testing, counseling, and student activities. It includes all equipment, materials, supplies, and costs that are necessary to support this function.

FUND. A fund is a separate accounting entity with a self-balancing set of accounts that comprise its assets, liabilities, fund equity, revenues, and expenditures or expenses, as appropriate. College resources are allocated to and accounted for in individual funds

based upon the purposes for which they are to be spent and the means by which spending activities are controlled. An account group, on the other hand, is a financial reporting device designed to provide accountability for certain assets and liabilities that are not recorded in the funds because they do not directly affect net expendable available resources. Following are the funds and account groups used by the College.

AUDIT FUND (a Special Revenue Fund). The Audit Fund is used for recording the payment of auditing expenditures.

AUXILIARY ENTERPRISES FUND (a Special Revenue Fund). The Auxiliary Enterprises Fund accounts for college services where a fee is charged to students and/or staff. Each enterprise/service should be accounted for separately using a group of self-balancing accounts within the fund.

BOND AND INTEREST FUND (a Debt Service Fund). The Bond and Interest Fund is used to account for payment of principal, interest, and related charges on any outstanding bonds.

BUILDING BOND PROCEEDS FUND (a Capital Projects Fund). Proceeds from construction bonds may be recorded in this fund. Expenditures from this fund are governed by the District's building bond indenture (s).

EDUCATION FUND (a General Fund). The Education Fund is used to account for the revenues and expenditures of the academic and service programs of the College. It includes the cost of instructional, administrative, and professional salaries; supplies and equipment; library books and materials; maintenance of instructional and administrative equipment; and other costs relating to the educational program of the College.

LIABILITY, PROTECTION AND SETTLEMENT FUND (a Special Revenue Fund). The Liability, Protection and Settlement Fund is used for the payment of tort liability, unemployment insurance, and worker's compensation.

OPERATIONS AND MAINTENANCE FUND (a General Fund). The Operations and Maintenance Fund is used to account for expenditures for the improvement, maintenance, repair, or benefit of buildings and property, including the cost of interior decorating and the installation, improvement, repair, replacement, and maintenance of building fixtures; rental of buildings and property for community college purposes; payment of all premiums for insurance upon building and building fixtures; all costs of fuel, lights, gas, water, telephone service, custodial supplies, and equipment; and professional surveys of the condition of College buildings.

OPERATIONS AND MAINTENANCE (RESTRICTED) FUND (a Capital Projects Fund). The Operations and Maintenance (Restricted) Fund is used to account for monies restricted for building purposes and site acquisition.

OTHER POST EMPLOYMENT BENEFIT FUND (a Special Liability Fund). The Other Post Employment Benefit Fund is used to account for the liability relating to post employment benefit obligations.

RESTRICTED PURPOSES FUND (a Special Revenue Fund). The Restricted Purposes Fund is used for the purpose of accounting for monies that have restrictions regarding their use. Each specific project should be accounted for separately using a complete set of self-balancing accounts within the fund.

SOCIAL SECURITY AND MEDICARE FUND (a Special Revenue Fund). The Social Security and Medicare Fund is used for the cost of participation in the federal Medicare program for those employees hired on or after March 1, 1986.

STUDENT GRANT AND LOAN FUND (a Special Revenue Fund). The Student Grant and Loan Fund is used to account for Federal monies that are limited to grants and loans to students. Included within this fund are Pell, Supplemental Education Opportunity Grant, College Work Study, and National Direct Student Loan.

WORKING CASH FUND (a Permanent Trust Fund). The Working Cash Fund is used to enable the College to have on hand at all time sufficient cash to meet the demands of ordinary and necessary expenditures.

FUND BALANCE. The excess of assets of a fund over its' liabilities and reserves. During the fiscal year prior to closing, it represents the excess of the fund's assets and estimated revenues for the period over its liabilities, reserves, and appropriations for the period.

FUND EQUITY. The fund equity is the balance of a fund after all liabilities have been deducted from the assets of the fund.

GENERAL FUND. The General Fund, (also referred to as the Operating Funds), which consists of the Education Fund and the Operations and Maintenance Fund, are the general operating funds of the College. These are used to account for all financial resources except those required to be accounted for in another fund.

GENERAL OBLIGATION REFUNDING BONDS. Bonds issued to retire bonds already outstanding. The refunding bond may be sold for cash and outstanding bonds redeemed in cash, or the refunding bond may be exchanged with holders of outstanding bonds.

INDEPENDENT OPERATIONS. (See FUNCTION).

INDIRECT COSTS. Indirect costs are those elements of cost necessary in the provision of a service which are of such nature that they cannot be readily or accurately identified with the specific service.

INSTITUTIONAL SUPPORT. (See FUNCTION).

INSTRUCTION. (See FUNCTION).

INTERFUND TRANSFERS. Interfund transfers are the transfer of monies between funds. Monies may not be transferred between funds except by the same procedure as that used to approve the budget, including public notification, publication, inspection, and comment. Interfund transfers are usually part of the overall budget plan and are built into the budget at the time of its approval by the Board of Trustees.

INTERNAL CONTROL. The purpose of internal control is to safeguard the use of public funds and to protect the public trust on behalf of the College. Internal controls are those activities and organizational preparations designed to insure effective accounting control over assets, liabilities, revenues, expenditures, and any other activities associated with the finance and accounting actions of the College. Some of the precautions instituted by internal control are insuring that no single individual can perform a complete cycle of financial operations and that procedures of the finance and accounting system are specified and monitored. Internal control also requires designated levels of authorization for all actions under the system.

INVESTMENTS. Investments are securities or other properties in which money is held, either temporarily or permanently, in expectation of obtaining revenues. Legal investments for community college funds are governed by state statute, which allow funds belonging to or in the custody of the College to be invested. Bonds, treasury bills, certificates of deposit, and short-term discount obligations issued by the Federal National Mortgage Association are some of the types of investments which are permitted by law.

LIABILITY. Obligations incurred by the College when deed passes that must be liquidated, renewed, or refunded at a future date.

LIABILITY, PROTECTION AND SETTLEMENT FUND. (See FUND).

MATERIALS AND SUPPLIES. (See OBJECT).

MODIFIED ACCRUAL BASIS OF ACCOUNTING. Modified accrual basis accounting is any accounting system that records revenue when susceptible to accrual, that is, it is both measurable and available. Available means collectible within the current period or soon enough thereafter to be used to pay the liabilities of the current period. Expenditures other than interest on long-term debt generally are recognized when the related fund liability is incurred.

NET CURRENT ASSETS. Net current assets is the difference between current assets and current liabilities. This is also known as working capital.

NET EXPENDITURE. A net expenditure is the actual cost incurred by the College for some service or object after the deduction of any discounts, rebates, reimbursements, or revenue produced by the service or activity.

NET REVENUE. Net revenue is defined as the balance remaining after deducting from the gross revenue for a given period all expenditures during the same period.

OBJECT. The term object applies to expenditure classifications and designates materials or services purchased. Expenditures are grouped by major objects, such as salaries, supplies, or capital outlay, and are further divided as needed for cost accounting and control purposes.

CAPITAL OUTLAY. The capital outlay object group includes site acquisition and improvement, office equipment, instructional equipment, and service equipment. Generally expenditures in this category cost more than \$5,000, have an useful life of greater than 1 year and would not normally be purchased form materials and supplies. Furniture, computers and related equipment, and laboratory equipment would be typical examples of items included in this category.

CONFERENCE AND MEETING. The category of conference and meeting includes expenditures associated with conference registration and fees, costs for hosting or attending meetings, and related travel costs, whether local or otherwise.

CONTINGENCY. Contingency funds are those appropriations set aside for emergencies or unforeseen expenditures. Contingency funds are used only by budget transfers.

CONTRACTUAL SERVICES. Contractual service costs are those monies paid for services rendered by firms and individuals under contract who are not employees of the College.

EMPLOYEE BENEFITS. Employee benefit costs are for all benefits which employees accrue through continued employment with the College. Benefits include health insurance coverage (except that portion paid by the employee), sabbatical leave salaries, tuition reimbursement, life insurance, early retirement contributions assignable to the College, and others.

FIXED CHARGES. The fixed charges object category includes charges for rentals of facilities and equipment, payment of debt interest and principal, general insurance charges, installment payments for lease/purchase agreements, and property/casualty insurance.

MATERIALS AND SUPPLIES. The materials and supplies category includes the cost of materials and supplies necessary for the conduct of the College's business. Business forms, envelopes, postage costs, printing costs, and handouts to students typically fall into this category.

OTHER EXPENDITURES. The other expenditures object category includes expenditures not readily assignable to another object category. Examples include tuition chargebacks, other chargebacks, and charges and adjustments.

SALARIES. Salaries are monies paid to employees of the College for personal services rendered to the College. Full-time, part-time, and temporary employees, whether administrators, faculty, or staff, are paid wages or salaries within this category.

UTILITIES. Utilities include all utilities costs necessary to operate the physical plant and other ongoing services, including gas, water, sewage, telephone, and refuse disposal.

OPERATIONS AND MAINTENANCE. (See FUNCTION).

OPERATIONS AND MAINTENANCE FUND. (See FUND).

OPERATIONS AND MAINTENANCE (RESTRICTED) FUND. (See FUND).

ORGANIZED RESEARCH. (See FUNCTION).

OTHER EXPENDITURES. (See OBJECT).

PARETO CHART. A Pareto Chart is a special type of bar chart where the values being plotted are arranged in descending order.

PERFORMANCE BUDGET. A budget that is structured to allow for expenditure analysis based upon measurable performance of predetermined objectives established by each activity.

PREPAID EXPENDITURES. Expenditures entered in the accounts for benefits not yet received. Prepaid expenditures differ from deferred charges in that they are spread over a shorter period of time than deferred charges and are regularly recurring costs of operation.

PUBLIC SERVICE. (See FUNCTION).

RECEIPT. The actual receipt of cash.

REIMBURSABLE CREDIT HOUR. A certified instructional credit hour used as a basis for disbursing Illinois Community College Board funds.

RESTRICTED PURPOSES FUND. (See FUND).

REVENUES. Additions to assets which do not increase any liability, do not represent the recovery of an expenditure, do not represent the cancellation of certain liabilities without a corresponding increase in other liabilities or a decrease in assets.

SALARIES. (See OBJECT).

SCHOLARSHIPS, STUDENT GRANTS, AND WAIVERS. (See FUNCTION).

SOCIAL SECURITY AND MEDICARE FUND. (See FUND).

SPECIAL REVENUE FUNDS. Special Revenue Funds are used to account for the proceeds of specific revenue sources (other than expendable trusts or major capital projects) that are legally restricted to expenditures for specified purposes. The Special Revenue Funds include the Auxiliary Enterprises Fund; Restricted Purposes Fund; Student Grant and Loan Fund; Audit Fund; Liability, Protection and Settlement Fund; and the Social Security and Medicare Fund. (See FUND).

STUDENT FULL TIME EQUIVALENT. The statistical student unit calculated by dividing all credit hours (both certificate and degree) generated at the college by 15 semesters hours for any term. To determine the annual FTE students, divide all semester hours for that year by 30 semester hours.

STUDENT GRANT AND LOAN FUND. (See FUND).

STUDENT SERVICES. (See FUNCTION).

UTILITIES. (See OBJECT).

WORKFORCE DEVELOPMENT GRANT. The state economic development grant provides funding to be used to operate a Business Assistance Center or an economic development office. Activities include assistance in commercial or industrial expansion and/or retention and employment training services for unemployed or under employed adults to improve their job skills and assist them in seeking employment.

WORKING CASH FUND. (See FUND).

**McHENRY COUNTY COLLEGE
COMMUNITY COLLEGE DISTRICT NUMBER 528**

ACRONYMS

AA	Affirmative Action
ABE	Adult Basic Education
AICPA	American Institute of Certified Public Accountants
AQIP	Academic Quality Improvement Program
ASE	Adult Secondary Education
CFDA	Catalog of Federal Domestic Assistance
CTE	Career and Technical Education
DCEO	Department of Commerce and Economic Opportunity
ESL	English as a Second Language
FASB	Financial Accounting Standards Board
FTE	Full Time Equivalent
GAAP	Generally Accepted Accounting Principles
GASB	Governmental Accounting Standards Board
GED	General Educational Development
GFOA	Government Finance Officers Association
IBHE	Illinois Board of Higher Education
ICCB	Illinois Community College Board
ISBE	Illinois State Board of Education
MCC	McHenry County College
NACUBO	National Association of College and University Business Officers
WIA	Workforce Investment Act

This page left blank intentionally

Signature Pages

This page left blank intentionally

CERTIFICATION OF BUDGET / APPROPRIATION

IN ACCORDANCE WITH CHAPTER 35 SECTION 200/18-50
OF THE ILLINOIS COMPILED STATUTES*

The undersigned, being the Chief Financial Officer of McHenry County College District 528, do hereby certify that attached hereto is a True and Correct copy of the Budget/Appropriation of said District for its 2022- 2023 fiscal year, adopted on September 22, 2022.

I further certify that the Estimate of Revenues, by source, anticipated to be received by said Taxing District, set forth in said document or attached hereto separately, is a true statement of said estimate.

<i>Revenue Source</i>	<i>Description</i>	<i>Budget</i>
Local Government	Local Taxes	\$28,697,502
Local Government	Payment in Lieu of Taxes	\$1,042,321
State Government	Base Operating Grants	\$4,365,858
State Government	ICCB Equalization Grant	\$50,000
State Government	State Grants	\$126,614
State Government	Adult Education - State Basic Grant	\$268,000
State Government	Adult Education - Performance Grants	\$136,074
State Government	Illinois State Board of Education	\$348,584
State Government	Other State Sources	\$20,293,200
Federal Government	Dept. Of Education - Direct Grants	\$5,918,744
Federal Government	Dept. Of Education - Other Sources	\$3,058,951
Student Tuition and Fees	Resident	\$11,520,251
Student Tuition and Fees	Out-of-District	\$172,278
Student Tuition and Fees	Out-of-State	\$37,539
Student Tuition and Fees	International	\$16,291
Student Tuition and Fees	Student Fees	\$2,627,338
Student Tuition and Fees	Application Fees	\$433
Student Tuition and Fees	Other Student Tuition and Fees	\$594,275
Sales and Service Fees	Food/Cafeteria	\$598,500
Sales and Service Fees	Bookstore	\$943,250
Sales and Service Fees	Athletic Fees	\$4,250
Sales and Service Fees	Public Service/Community Education/Customized Train	\$1,162,500
Sales and Service Fees	Other Sales and Service	\$512,000
Facilities Revenue	Facility/Misc Rentals	\$53,966
Investment Revenue	Investment Revenue	\$337,315
Non Governmental Gifts	Non Governmental Gifts	\$2,711,000
Other Sources	Other Revenues	\$36,114,348
Transfers	Transfers Out	(\$1,530,279)
Transfers	Transfers In	\$1,530,279

Revenue Source	Description	Budget
Summary Revenue Total:		\$121,711,382

Chief Financial Officer: _____



Robert Tenuta C.P.A.

Date: _____

9/22/2022

**35 ILCS 200/18-50: The governing authority of each taxing district shall file with the County clerk within 30 days of their adoption a certified copy of its appropriation and budget ordinances or resolutions, as well as an estimate, certified by its chief fiscal officer, of revenues, by source, anticipated to be received by the taxing district in the following fiscal year. If the governing authority fails to file the required documents, the county clerk shall have the authority, after giving timely notice of the failure to the taxing district, to refuse to extend the tax levy until the documents are so filed. (Source: P.A. 86-233; 86-953; 86-957; 86-1475; 87-17; 87-477; 87-895; 88-455.)*

SUMMARY OF FISCAL YEAR 2023 BUDGET BY FUND

	Beginning Balance	Budgeted Revenues	Budgeted Expenditures	Budgeted Transfers from (to) Other Funds	Budgeted Ending Balance
General					
Education Fund	25,188,538	71,009,031	69,408,760	-530,279	26,258,530
Operations and Maintenance Fund	5,779,437	5,219,716	5,289,708	-1,000,000	4,709,445

Special Revenue

Restricted Purposes Fund	-11,346	15,234,982	15,234,982	0	-11,346
Audit Fund	72,685	75,000	82,000	0	65,685
Liability, Protection, and Settlement Fund	635,329	708,769	703,863	0	640,235
Public Building Commission Operations and Maintenance Fund	N/A	0	0	0	

Debt Service

Bond and Interest Fund	334,743	738,579	622,800	0	450,522
Public Building Commission Rental Fund	N/A	0	0	0	

Capital Projects

Operations and Maintenance (Restricted) Fund	7,914,875	23,295,750	32,510,625	1,300,000	0
Building Bond Proceeds Fund	N/A	0	0	0	

Proprietary Fund

Auxiliary Enterprises Fund	167,460	3,899,266	4,314,797	230,279	-17,792
----------------------------	---------	-----------	-----------	---------	---------


OPEB Liability

OPEB Liability Fund	-27,518,846	1,500,000	2,999,998	0	-29,018,844
---------------------	-------------	-----------	-----------	---	-------------

The Official Budget which is accurately summarized in this document was approved by the Board of Trustees on

9/22/22
Date

ATTEST:


Secretary, Board of Trustees

This page left blank intentionally

MISSION

Our focus is learning.
Student success is our goal.

www.mchenry.edu

Follow us on social media:
www.mchenry.edu/social